



Spiro Dental


# TIME FOR A QUALITY TURN

**Handpiece spare parts specialist**



CATALOG 2022.2





Spiro Dental





Dear business partners and friends,

we are happy to introduce our new catalog. You would find two new categories:

1. **CHECK OUT NEW PARTS** - this is a new chapter at the beginning showing all new parts in the current catalog

2. **LABORATORY HIGH SPEED ROTORS** - here are listed all rotors for lab handpieces

We kindly invite you to read a part of the Slovenian national anthem. Let us know how did it go.

Živé naj vsi naródi,  
ki hrepené dočakat' dan,  
da, koder sonce hodi,  
prepir iz svéta bo pregnan,  
da rojak prost bo vsak,  
ne vrag, le sosed bo mejak!

Always at your disposal,

Peter Bijuklic

# EXPANDING THE RANGE

## Products

This catalog presents you more than 1300 different spare parts for handpiece and unit repair and it is still growing. It includes the most frequent parts for handpiece repair. We are doing our best to keep it up-to-date with all new models to facilitate your daily repairs.

We try to follow all main brands in the dental industry and work with many producers of materials to be able to offer the latest products on the market. Our main products are high speed dental rotors. Own solutions and collaboration with world's best bearings manufacturer GRW®. Beside our main product category we are offering a wide range of other products for repair workshops and labs.

## Solutions

Spare parts for handpieces do not mean copying the products, but there is much more behind. Choosing the correct material and its treatment while having a production procedure to get a product of proper quality. It is also important to repeat the production steps, so that the batches are completely the same no matter what is the quantity produced.

Sometimes own solutions must be developed in order to avoid patented products or when complicated components could not be produced. It is then when an own know-how could be implemented in production.

We are able to develop customized solutions for your handpiece brand and offer you private label products.



Turbine rotors



Contra-angle parts



Turbine backcaps



Turbine keys



High & low speed bearings



Parts for micromotors



Couplings



Fibre optics



Bulbs



O-rings & washers



Hoses & suction tubes



Repair tools & machines



# OUR PRODUCTION


## Quality

Over 20 years of experience is integrated in manufacturing our high speed dental rotors. Our partners where many components are made are supervised and we do analyse the components received. It is also thanks to the help of our clients who do have the last information from the consumer that we can change designs and materials to rise the quality standards. Our products are assembled in a controlled enviroment.

Different ISO & Medical standards are implementd in the production.

The most important standards used are  
ISO 7785-1  
SO 7785-2  
ISO 1797  
ISO 17665-1  
MDD 93/42 EEC  
ISO 10816-1  
ISO 13485.





Proud partner of



High-Precision Ball Bearings

# CHOOSE THE PROS

## Prices

Our main goal is to offer the best possible after-market product while trying to manage the costs. Our terms and conditions of work are competitive for products of high quality level.

In order to achieve a strong and long partnerships we are offering optimal cooperating conditions - different payment options and payment delay for regular clients.

We know price is important, but we are sure quality is even more.





## Shipping

We process all orders as soon as received and the products could be shipped on the same day. We are trying to offer extremely fast services to allow you serving all your clients in a professional way.

We are providing special delivery options and every order is supplied with a tracking number for following your package. Deliveries are possible all over the world from Monday to Friday.


Our shipping provider is UPS, but other options are available on request.

## Stocks

We are keeping a large stock of parts, which allows us to offer very fast deliveries. If a product happens to be out of stock, we could supply an exact delivery date. Some products are produced on request only.

Hoses are assembled after every order in approximately 24h, since there is a wide range of colors available. All the other parts are assembled faster.

Our regular clients may benefit from some additional bonuses and stock options.



# OUR TEAM YOUR SUCCESS

When there is a great team, there are always great results. Most of our operations are managed from our sales headquarter in Slovenia, EU.

We are always here for you, trying to fulfill your wishes and answer all the questions. We are helping our clients with technical repair tips, drawings and are always following their feedback to improve all aspects of our work.

[Visit us in Solkan, Slovenia!](#)





**Peter Bijuklic**

Management



**Marko Bratoz**

Sales



**Kristina Bratoz**

Sales



**Jaka Rutar**

Technical dept.



**Enej Curk**

Technical dept.



**Vilijem Fabjan**

Accountancy



**Jure Batagelj**

IT


# WARRANTY PROTOCOL

Most of products in our range are subject to a warranty period if maintained correctly. We have improved our protocol to have an efficient and fast warranty procedure.

We do inspect all products returned in order to improve or check for any accidental mistake in production or assembly.

Please follow the protocol in order to help us serving you better.

*All claims must be sent to:*  
*SPIRO d.o.o.*  
*Velika pot 24*  
*5250 Solkan*  
*Slovenia*



### Step ONE

Prepare a list of claimed parts, preferably with a short description of product failure. Add the list in the parcel.

### Step TWO

Ship the parcel to our official address and send us a short email of the incoming parcel.

### Step THREE

We will analyse all returned parts in 2 days after receipt and open a warranty claim.



### Step FOUR

Our technician will e-mail you the warranty claim list with description of the analysis and acceptance of the claim.

### Step FIVE

After receiving the list please let us know if you agree with our analysis and confirm it.

### Step SIX

Claimed parts will be sent out automatically with your next order. Other options could be arranged on agreement.

# PRODUCT CATALOG

## 2022



**"Success is walking from failure to failure  
with no loss of enthusiasm"**

<b>01</b>	<b>CHECK OUT NEW PARTS</b>	<b>20</b>
<b>02</b>	<b>TURBINE HIGH SPEED ROTORS</b>	<b>24</b>
	compatible SIEMENS ® & SIRONA ®	28
	compatible KAVO ®	31
	compatible W&H ®	34
	compatible BIEN AIR ®	37
	compatible NSK ®	38
	compatible CASTELLINI ®, ANTHOS ® , STERN WEBER ®	41
	compatible MK-DENT ®	42
	compatible FARO ®	43
	compatible B.A. INTERNATIONAL ®	44
	compatible CHIRANA ®	46
	compatible TKD ®	47
	compatible BEYES ®, FONA ®, LARES ®	48
	compatible MORITA ®, OSADA ®, PLANMECA ®	49
	compatible SCI-CAN ®, STAR ®	50
	compatible DENSIM ®	51
<b>03</b>	<b>LABORATORY HIGH SPEED ROTORS</b>	<b>52</b>
<b>04</b>	<b>SPECIAL PARTS FOR TURBINES</b>	<b>56</b>
	compatible SIRONA ®, KAVO ®, BIEN AIR ®	58
<b>05</b>	<b>TURBINE BEARINGS</b>	<b>60</b>
<b>06</b>	<b>TURBINE BACKCAPS</b>	<b>68</b>
	compatible SIEMENS ®, SIRONA	70
	compatible KAVO ®	72
	compatible W&H ®	74
	compatible BIEN AIR ®	76
	compatible NSK ®	77
	compatible CASTELLINI ®	79
	compatible B.A. INTERNATIONAL ®, BEYES ®, FARO ®	80
	compatible MORITA ®, STAR ®	81
<b>07</b>	<b>TURBINE REPAIR TOOLS</b>	<b>82</b>
	compatible SIEMENS ®, SIRONA ®	84
	compatible KAVO ®	85
	compatible W&H ®	88
	compatible BIEN AIR ®	90
	compatible NSK ®	91
	compatible CASTELLINI ®	92

compatible STAR ® , FARO ® , MORITA ® , B.A. INTERNATIONAL ®	93
compatible BEYES ®	94

## 08

## **O-RINGS & WASHERS 96**

compatible SIRONA ®	98
compatible KAVO ®	100
compatible W&H ®	104
compatible BIEN AIR ®	106
compatible NSK ®	108
compatible CASTELLINI ® , CHIRANA ® , STAR ®	110
Spacers	111

## 09

## **COUPLINGS 112**

compatible KAVO ®	114
-------------------	-----

## 10

## **CONTRA-ANGLE PARTS 116**

compatible SIRONA ®	118
compatible KAVO ®	127
compatible W&H ®	138
compatible BIEN AIR ®	148
compatible NSK ®	151
compatible CASTELLINI ®	163
compatible B.A. INTERNATIONAL ®	166

## 11

## **NON TURBINE BEARINGS 170**

compatible W&H ®	180
compatible BIEN AIR ®	183
compatible SIRONA ®	185
compatible NSK ®	187
compatible MK-DENT ®	189
compatible SCHICK ®	190
compatible SAESHIN ® , MARATHON ®	192
compatible OTHER BRANDS	193

## 12

## **PARTS FOR MICRO MOTORS 194**

compatible KAVO ®	196
compatible BIEN AIR ®	198
compatible SIRONA ®	199
Carbon brushes	200
Chucks	201

## 13

## **BULBS 202**

compatible SIRONA ® , KAVO ®	204
------------------------------	-----

	compatible W&H ®, BIEN AIR ®	205
	compatible BIEN AIR ® ,NSK ®	206
	compatible NSK ®	207
<b>14</b>	<b>FIBRE OPTICS</b>	<b>208</b>
	compatible SIRONA ®	210
	compatible KAVO ®	211
	compatible W&H ®	213
	compatible NSK ®	214
<b>15</b>	<b>GENERAL REPAIR TOOLS</b>	<b>216</b>
	TEST UNIT	218
	TEST UNIT	221
	SPECIAL TOOLS	222
	SPECIAL TOOLS & RPM COUNTER	223
	SPRAY ADAPTERS	224
	SEALANTS, GREASE, CLEANERS	225
<b>16</b>	<b>HOSES</b>	<b>226</b>
	3 HOLE BORDEN CONNECTOR	232
	4 HOLE MIDWEST CONNECTOR	233
	4 HOLE MIDWEST CONNECTOR + LIGHT	235
	compatible MICROMOTOR HOSES for SIRONA ®	238
	compatible MICROMOTOR HOSES for KAVO ®	241
	compatible MICROMOTOR HOSES for BIEN AIR ®	245
	compatible MICROMOTOR HOSES for CEFLA ®	253
	compatible MICROMOTOR HOSES for NSK ®	255
	compatible SCALER HOSES for EMS ®	259
	compatible SCALER HOSES for SATELEC ®	262
	compatible SCALER HOSES for MECTRON ® & BIEN AIR ®	265
	compatible SYRINGE HOSES UNIT FREE END	266
	compatible SYRINGE HOSES	267
	LUZZANI parts	269
	Components for hoses repair	270
	Adapters & o-rings	271
	Aspiration tubes and handles	272

#### TRADEMARKS











SPIRO d.o.o. offers compatible parts. All brands and models that are mentioned in our catalog and on our website are registered trademarks. We do not suggest that we are offering original products or that any of the referenced companies endorse our products. This statement applies to the following brands and their models: Kavo®, Bien Air®, NSK®, Faro®, Chirana Medical®, EMS®, Satelec®, Mectron®, W&H®, Siemens®, Sirona®, Castellini®, Star®, MK-DENT®, B.A. International®, Fona®, Planmeca®, Morita®, Saeshin®, Marathon®, Sci-Can®, Anthos®, Stern Weber®, Cefla®, Cattani®, Lares®, Osada®, Beyes®, TKD®, Durr®, Densim®, Ultradent®, Belmont®

# CHECK OUT NEW PARTS


# 01





	Models	Compatible parts
<b>NEW</b> 	Black Pearl ECO BP 3V SN > SN12J0001 Black Pearl ECO BP 4V SN > SN12G0264  <b>P/N</b> Radial: <b>D141C</b> (F:165RX R:165RX) Original 1501660	<b>GRW XTRA</b> ⊕ O-ring: <b>2x O300</b> Inner cap: <b>D300i</b>
<b>NEW</b> 	TwinPower PAR-4HX-O  <b>P/N</b> <b>M310</b>	Rotor: <b>M110C</b> O-ring: <b>O600</b>
<b>NEW</b> 	<i>O-ring for water spray tube in Ti-Max Z contrangles</i>  <b>P/N</b> <b>O1325</b> Original C1034061	Sold: Set of 2 pieces.
<b>NEW</b> 	Coupling R for SIRONA® - 6-pin connection - water spray regulation - xenon/LED light  <b>P/N</b> <b>CS200</b> XENON 6319706/1891840 <b>CS300</b> LED 6319706/1891840	⊕ O-ring: <b>O901</b> ⊕ Bulb: <b>B900</b>
<b>NEW</b> 	Coupling for W&H® RQ-34 - 6-pin connection - water spray regulation  <b>P/N</b> <b>CW100</b> Original 10403400	⊕ O-ring: <b>O602</b>
<b>NEW</b> 	Coupling for BIEN AIR® - 6-pin connection - water spray regulation  <b>P/N</b> <b>CB100</b> Original 1600363	⊕ O-ring: <b>O550</b>
<b>NEW</b> 	Coupling for NSK® - 6-pin connection - xenon/LED light  <b>P/N</b> <b>CN200</b> XENON P1001600 <b>CN300</b> LED P1001600	⊕ Bulb: <b>I900</b>
<b>NEW</b> 	Gear for SIRONA® Intermediate Shaft - <b>AL500 Front</b> T1 CLASSIC S200L mini T1 LINE C200L mini SN> 65 000 / > 43 000 T1 LINE C200 mini SN> 30 000 T2 LINE A200L SN<7804 / >7805 / >302 000  <b>P/N</b> <b>AL601</b>	T3 LINE E200 SN<2325 / >2326 /> 202 000 T1 LINE C200 SN>30 000 T1 LINE C200L SN>43 000 / >65 000 T1 CLASSIC S200L SN≤32 001 >32 002 T1 CLASSIC S200L SN>202 000 T1 LINE C200L SN>68 381 T1 LINE C200L SN<<302 000 & >202 000 T2 line A200 L SN >302 000
<b>NEW</b> 	<i>Tool for SIRONA®</i> to hold heads in many types of handpieces  <b>P/N</b> <b>AL8200</b> Original 4178062	<b>B</b> <b>G</b> <b>R</b>
<b>IMPROVED</b> 	Key for KAVO® GENTLEpower® LUX 25LP GENTLEpower® LUX 25LPA MASTERmatic® LUX M25L  <b>P/N</b> <b>BL840</b> Original 1.001.3288	<b>NOTE:</b> One side for original backcap crown 1.001.3284, other side for BL340 crown. <b>R</b>
		Rotor: <b>BL140</b> Kit: <b>BL141</b> Int. shaft: <b>BL540</b> Backcap: <b>BL340</b> Idler shaft: <b>BL540i</b> Fiber optic: <b>BF140L</b>

Models		Compatible parts
<p><b>NEW</b></p> 	<p>Synea® WA-99LT *from 2007 rear Synea® WA-99A *from 2009 rear</p> <p><b>P/N 770L</b> Original 05798700 <b>Special size</b></p>	<p><b>HIGH SPEED ROTOR</b></p> <p>Type: <b>Special flange</b> Version: <b>Special</b></p>
<p><b>NEW</b></p> 	<p>Large universal repair plate - different diameter sizes - suitable for all kind of instruments</p> <p><b>P/N RPP3</b></p>	



**New parts available**

# TURBINE HIGH SPEED ROTORS



WARRANTY: check next page under warranty

# 02



# PRODUCT LEGEND & INFORMATION

## Model informations

Tag for  
new products

**NEW**



**GRW XTRA**

Bearing brand

Reference models (we try  
to supply the most accurate  
information)

Model

Compatible  
products

Document Nr. for  
special  
technical information

Supplied with  
mentioned parts

⊕ Washer: **2x OW120**

• Key: **A235**

• **Tech info 100100**



## Complete parts

Complete rotor includes spindle&impeller, 2 ceramic bearings (radial or angular), O-rings, wavy washers and bearing cups are also supplied (check below each model).



## Warranty

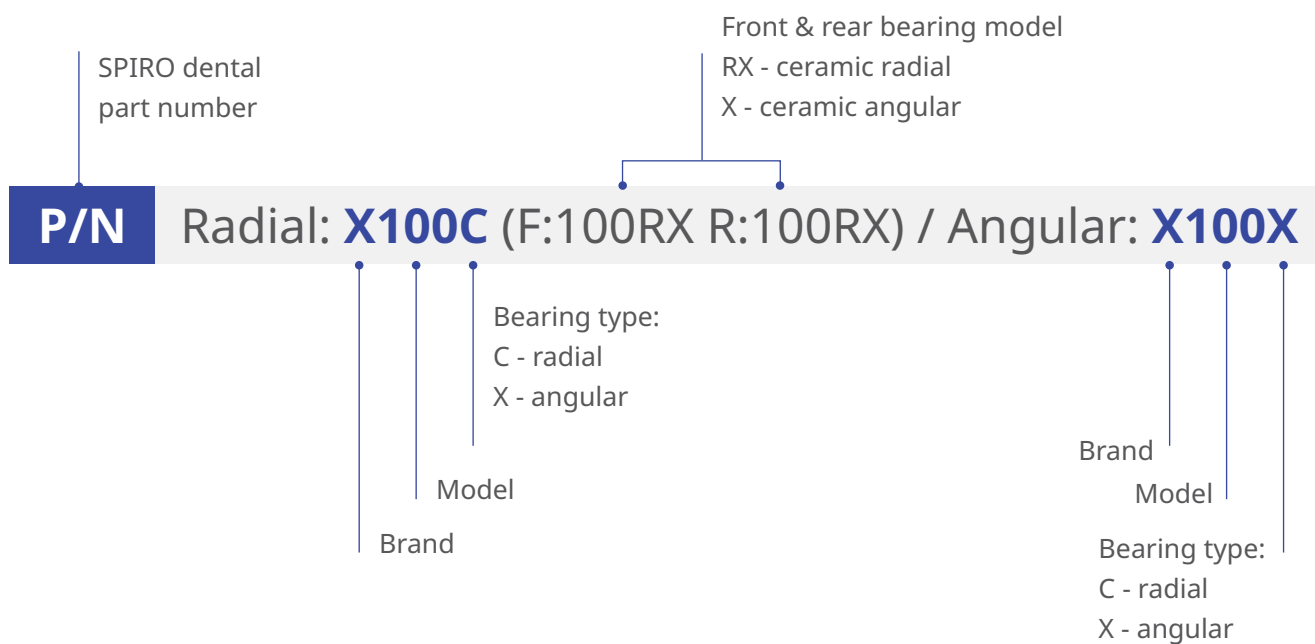
Warranty includes gripping force, eccentricity and balance for a minimum of 6 months + stock time. Every product is inspected.























## Standards











Standards used in production of rotors  
ISO 7785-1, ISO 7785-2, ISO 1797, ISO 17665-1, MDD 93/42 EEC  
ISO 10816-1



















## Part number informations

































Models		Compatible parts	
	Series 3000 T23 4000S  <b>P/N</b> Radial: <b>A100C</b> (F:136RX R:136RX)		⊗ O-ring: 2x <b>O700</b> Backcap: <b>A300</b> Key: <b>A800</b>
	4000SL/T1 TS1/TS2  <b>P/N</b> Radial: <b>A110C</b> (F:125RX R:125RX) / Angular: <b>A110X</b> (F:125X R:125X) Original 5953054		⊗ O-ring: 2x <b>O700</b> Backcap: <b>A300</b> Key: <b>A800</b>
	4000ML/MS TM1 mini  <b>P/N</b> Radial: <b>A120C</b> (F:136RX R:136RX) Original 5951595		⊗ O-ring: 2x <b>O700</b> Backcap: <b>A300</b> Key: <b>A800</b>
	T1 Control SN < 65 000 TC 3 SN < 65 000  <b>NOTE:</b> Use rotor A140C for SN > 502 000. <b>P/N</b> Radial: <b>A130C</b> (F:125RX R:125RX) / Angular: <b>A130X</b> (F:125X R:125X) Original 4175217		⊗ O-ring: 2x <b>O1001</b> Backcap: <b>A330</b> Key: <b>A815</b> Spray ring set: <b>A700</b>
	T1 Control SN > 600 000 T1 Control SN > 700 000  <b>NOTE:</b> Installation manual in Tech info. <b>P/N</b> Radial: <b>A131C</b> (F:115RX R:115RX) / Angular: <b>A131X</b> (F:115X R:115RX) Original 6432608		⊗ O-ring: 2x <b>O1001</b> ⊗ Washer: 2x <b>OW170</b> ⊗ Spacer: 2x <b>OW175</b> Backcap: <b>A331/A342</b> Key: <b>A831</b>  <b>Tech info</b> 0101
	T1 Control SN ≥ 800 000  <b>NOTE:</b> Installation manual in Tech info. <b>P/N</b> Radial: <b>A132C</b> (F:115RX R:115RX) / Angular: <b>A132X</b> (F:115X R:115X) Original 6710367		⊗ O-ring: 2x <b>O1001</b> ⊗ Washer: 2x <b>OW170</b> ⊗ Spacer: 2x <b>OW175</b> Backcap: <b>A343</b> Key: <b>A843</b>  <b>Tech info</b> 0101
	T1 mini SN < 65 000  <b>NOTE:</b> Use rotor A145C for SN > 502 000. <b>P/N</b> Radial: <b>A135C</b> (F:135RX R:135RX) Original 4178591		⊗ O-ring: 2x <b>O1001</b> Backcap: <b>A335</b> Key: <b>A835</b> Spray ring set: <b>A700</b>
	T1 mini SN > 600 000  <b>NOTE:</b> Installation manual in Tech info. <b>P/N</b> Radial: <b>A136C</b> (F:115RX R:115RX) / Angular: <b>A136X</b> (F:115X R:115X) Original 6432640		⊗ O-ring: 2x <b>O1001</b> ⊗ Washer: 2x <b>OW170</b> ⊗ Spacer: 2x <b>OW175</b> Backcap: <b>A336</b> Key: <b>A836</b>  <b>Tech info</b> 0101
	T1 mini CBM SN ≥ 700 000  <b>NOTE:</b> Installation manual in Tech info. <b>P/N</b> Radial: <b>A137C</b> (F:115RX R:115RX) / Angular: <b>A137X</b> (F:115X R:115X) Original 6548106		⊗ O-ring: 2x <b>O1001</b> ⊗ Washer: 2x <b>OW170</b> ⊗ Spacer: 2x <b>OW175</b> Backcap: <b>A337</b> Key: <b>A836</b>  <b>Tech info</b> 0101
	T1 mini SN ≥ 800 000  <b>NOTE:</b> Installation manual in Tech info. <b>P/N</b> Radial: <b>A138C</b> (F:115RX R:115RX) / Angular: <b>A138X</b> (F:115X R:115X) Original 6710417		⊗ O-ring: 2x <b>O1001</b> ⊗ Washer: 2x <b>OW170</b> ⊗ Spacer: 2x <b>OW175</b> Backcap: <b>A338</b> Key: <b>A838</b>  <b>Tech info</b> 0101





















Models		Compatible parts
	<p>T2 Control SN &lt; 600 000 T1 Control SN &gt; 502 000</p> <p><b>ERW XTRA</b></p> <p><b>P/N</b> Radial: <b>A140C</b> (F:105RX R:105RX) / Angular: <b>A140X</b> (F:105X R:105X) Original 5868299 / 5957126</p>	<ul style="list-style-type: none"> <li>⊗ O-ring: <b>2x O900</b></li> <li>Backcap: <b>A310</b></li> <li>Key: <b>A810</b></li> <li>Spray ring set: <b>A700</b></li> </ul>
	<p>SiroPure P Control</p> <p><b>ERW XTRA</b></p> <p><b>NOTE:</b> Bearings are with oil. We strongly recommend lubrication.</p> <p><b>P/N</b> Radial: <b>A141C</b> (F:105RX R:105RX) / Angular: <b>A141X</b> (F:105X R:105X) Original 6084979</p>	<ul style="list-style-type: none"> <li>⊗ O-ring: <b>2x O900</b></li> <li>Backcap: <b>A310</b></li> <li>Key: <b>A810</b></li> <li>Spray ring set: <b>A700</b></li> </ul>
	<p>T2 Control SN &gt; 600 000 T2 Control SN &gt; 700 000</p> <p><b>ERW XTRA</b></p> <p><b>NOTE:</b> Installation manual in Tech info.</p> <p><b>P/N</b> Radial: <b>A142C</b> (F:115RX R:115RX) / Angular: <b>A142X</b> (F:115X R:115X) Original 6432590</p>	<ul style="list-style-type: none"> <li>⊗ O-ring: <b>2x O1001</b></li> <li>⊗ Washer: <b>2x OW170</b></li> <li>⊗ Spacer: <b>2x OW175</b></li> <li>Backcap: <b>A331/A342</b></li> <li>Key: <b>A831</b></li> </ul> <p><b>Tech info</b> 0101</p>
	<p>T2 Control SN ≥ 800 000</p> <p><b>ERW XTRA</b></p> <p><b>NOTE:</b> Installation manual in Tech info.</p> <p><b>P/N</b> Radial: <b>A143C</b> (F:115RX R:115RX) / Angular: <b>A143X</b> (F:115X R:115X) Original 6710425</p>	<ul style="list-style-type: none"> <li>⊗ O-ring: <b>2x O1001</b></li> <li>⊗ Washer: <b>2x OW170</b></li> <li>⊗ Spacer: <b>2x OW175</b></li> <li>Backcap: <b>A343</b></li> <li>Key: <b>A843</b></li> </ul> <p><b>Tech info</b> 0101</p>
	<p>T2 mini SN &lt; 600 000 T3 mini SN &lt; 600 000 T1 mini SN &gt; 502 000 SiroPure P Mini</p> <p><b>ERW XTRA</b></p> <p><b>NOTE:</b> SiroPure P Mini bearings are with oil. We strongly recommend lubrication.</p> <p><b>P/N</b> Radial: <b>A145C</b> (F:105RX R:105RX) / Angular: <b>A145X</b> (F:105X R:105X) Original 5868315 / 5868331</p>	<ul style="list-style-type: none"> <li>⊗ O-ring: <b>2x O900</b></li> <li>Backcap: <b>A345</b></li> <li>Key: <b>A845</b></li> <li>Spray ring set: <b>A700</b></li> </ul>
	<p>T2 mini SN ≥ 600 000 T3 mini SN ≥ 600 000</p> <p><b>ERW XTRA</b></p> <p><b>NOTE:</b> Installation manual in Tech info.</p> <p><b>P/N</b> Radial: <b>A146C</b> (F:105RX R:105RX) / Angular: <b>A146X</b> (F:105X R:105X) Original 6432632</p>	<ul style="list-style-type: none"> <li>⊗ O-ring: <b>2x O1001</b></li> <li>⊗ Washer: <b>2x OW170</b></li> <li>⊗ Spacer: <b>2x OW175</b></li> <li>Backcap: <b>A336</b></li> <li>Key: <b>A836</b></li> </ul> <p><b>Tech info</b> 0101</p>
	<p>T2 mini CBM SN ≥ 700 000 T3 mini CBM SN ≥ 700 000</p> <p><b>ERW XTRA</b></p> <p><b>NOTE:</b> Installation manual in Tech info.</p> <p><b>P/N</b> Radial: <b>A147C</b> (F:115RX R:115RX) / Angular: <b>A147X</b> (F:115X R:115X) Original 6548130</p>	<ul style="list-style-type: none"> <li>⊗ O-ring: <b>2x O1001</b></li> <li>⊗ Washer: <b>2x OW170</b></li> <li>⊗ Spacer: <b>2x OW175</b></li> <li>Backcap: <b>A337</b></li> <li>Key: <b>A836</b></li> </ul> <p><b>Tech info</b> 0101</p>
	<p>T2 mini SN ≥ 800 000 T3 mini SN ≥ 800 000</p> <p><b>ERW XTRA</b></p> <p><b>NOTE:</b> Installation manual in Tech info.</p> <p><b>P/N</b> Radial: <b>A148C</b> (F:115RX R:115RX) / Angular: <b>A148X</b> (F:115X R:115X) Original 6710441</p>	<ul style="list-style-type: none"> <li>⊗ O-ring: <b>2x O1001</b></li> <li>⊗ Washer: <b>2x OW170</b></li> <li>⊗ Spacer: <b>2x OW175</b></li> <li>Backcap: <b>A338</b></li> <li>Key: <b>A838</b></li> </ul> <p><b>Tech info</b> 0101</p>
	<p>T2 Racer T3 Racer</p> <p><b>ERW XTRA</b></p> <p><b>P/N</b> Radial: <b>A150C</b> (F:105RX R:105RX) / Angular: <b>A150X</b> (F:105X R:105X) Original 5868307 / 5868323</p>	<ul style="list-style-type: none"> <li>⊗ O-ring: <b>2x O900</b></li> <li>Backcap: <b>A350</b></li> <li>Key: <b>A810</b></li> <li>Spray ring set: <b>A700</b></li> </ul>
	<p>T4 Racer</p> <p><b>ERW XTRA</b></p> <p><b>P/N</b> Radial: <b>A151C</b> (F:105RX R:105RX) / Angular: <b>A151X</b> (F:105X R:105X) Original 6386218</p>	<ul style="list-style-type: none"> <li>⊗ O-ring: <b>2x O900</b></li> <li>Backcap: <b>A350</b></li> <li>Key: <b>A810</b></li> </ul>









































Models		Compatible parts	
	<p>SiroPure P Racer</p> <p><b>NOTE:</b> Bearings are with oil. We strongly recommend lubrication.</p> <p><b>P/N</b> Radial: <b>A152C</b> (F:105RX R:105RX) / Angular: <b>A152X</b> (F:105X R:105X) Original 6084987</p>		<ul style="list-style-type: none"> <li>⊗ O-ring: <b>2x O900</b></li> <li>Spray ring set: <b>A700</b></li> </ul>
	<p>T3 Racer SN &gt; 600 000 T4 Racer SN &gt; 600 000</p> <p><b>P/N</b> Radial: <b>A153C</b> (F:115RX R:115RX) / Angular: <b>A153X</b> (F:115X R:115X) Original 6486240</p>		<ul style="list-style-type: none"> <li>⊗ O-ring: <b>2x O1001</b></li> <li>⊗ Washer: <b>2x OW160</b></li> <li>Backcap: <b>A353</b></li> <li>Key: <b>A860</b></li> </ul>
	<p>SiroBoost</p> <p><b>P/N</b> Radial: <b>A155C</b> (F:105RX R:105RX) / Angular: <b>A155X</b> (F:105X R:105X) Original 6334598</p>		<ul style="list-style-type: none"> <li>⊗ O-ring: <b>2x O1001</b></li> <li>Backcap: <b>A355</b></li> <li>Key: <b>A845</b></li> <li>Spray ring set: <b>A700</b></li> </ul>
	<p>T1 Boost SN ≥ 600 000</p> <p><b>NOTE:</b> Installation manual in Tech info.</p> <p><b>P/N</b> Radial: <b>A160C</b> (F:115RX R:115RX) / Angular: <b>A160X</b> (F:115X R:115X) Original 6432624</p>		<ul style="list-style-type: none"> <li>⊗ O-ring: <b>2x O1001</b></li> <li>⊗ Washer: <b>2x OW170</b></li> <li>⊗ Spacer: <b>2x OW175</b></li> <li>Backcap: <b>A360</b></li> <li>Key: <b>A860</b></li> </ul> <p><b>Tech info</b> 0101</p>
	<p>T1 Boost CBM SN ≥ 700 000</p> <p><b>NOTE:</b> Installation manual in Tech info.</p> <p><b>P/N</b> Radial: <b>A161C</b> (F:115RX R:115RX) / Angular: <b>A161X</b> (F:115X R:115X) Original 6547694</p>		<ul style="list-style-type: none"> <li>⊗ O-ring: <b>2x O1001</b></li> <li>⊗ Washer: <b>2x OW170</b></li> <li>⊗ Spacer: <b>2x OW175</b></li> <li>Backcap: <b>A361</b></li> <li>Key: <b>A860</b></li> </ul> <p><b>Tech info</b> 0101</p>
	<p>T1 Boost SN ≥ 800 000</p> <p><b>NOTE:</b> Installation manual in Tech info.</p> <p><b>P/N</b> Radial: <b>A162C</b> (F:115RX R:115RX) / Angular: <b>A162X</b> (F:115X R:115X) Original 6710409</p>		<ul style="list-style-type: none"> <li>⊗ O-ring: <b>2x O1001</b></li> <li>⊗ Washer: <b>2x OW170</b></li> <li>⊗ Spacer: <b>2x OW175</b></li> <li>Backcap: <b>A362</b></li> <li>Key: <b>A862</b></li> </ul> <p><b>Tech info</b> 0101</p>
	<p>T2 Boost SN ≥ 600 000 T3 Boost SN ≥ 600 000</p> <p><b>NOTE:</b> Installation manual in Tech info.</p> <p><b>P/N</b> Radial: <b>A170C</b> (F:115RX R:115RX) / Angular: <b>A170X</b> (F:115X R:115X) Original 6432616</p>		<ul style="list-style-type: none"> <li>⊗ O-ring: <b>2x O1001</b></li> <li>⊗ Washer: <b>2x OW170</b></li> <li>⊗ Spacer: <b>2x OW175</b></li> <li>Backcap: <b>A360</b></li> <li>Key: <b>A860</b></li> </ul> <p><b>Tech info</b> 0101</p>
	<p>T2 Boost CBM SN ≥ 700 000 T3 Boost CBM SN ≥ 700 000</p> <p><b>NOTE:</b> Installation manual in Tech info.</p> <p><b>P/N</b> Radial: <b>A171C</b> (F:115RX R:115RX) / Angular: <b>A171X</b> (F:115X R:115X) Original 6548122</p>		<ul style="list-style-type: none"> <li>⊗ O-ring: <b>2x O1001</b></li> <li>⊗ Washer: <b>2x OW170</b></li> <li>⊗ Spacer: <b>2x OW175</b></li> <li>Backcap: <b>A361</b></li> <li>Key: <b>A860</b></li> </ul> <p><b>Tech info</b> 0101</p>
	<p>T2 Boost SN ≥ 800 000 T3 Boost SN ≥ 800 000</p> <p><b>NOTE:</b> Installation manual in Tech info.</p> <p><b>P/N</b> Radial: <b>A172C</b> (F:115RX R:115RX) / Angular: <b>A172X</b> (F:115X R:115X) Original 6710433</p>		<ul style="list-style-type: none"> <li>⊗ O-ring: <b>2x O1001</b></li> <li>⊗ Washer: <b>2x OW170</b></li> <li>⊗ Spacer: <b>2x OW175</b></li> <li>Backcap: <b>A362</b></li> <li>Key: <b>A862</b></li> </ul> <p><b>Tech info</b> 0101</p>

Models		Compatible parts
	SUPERtorque® 630 SUPERtorque® 640  <b>NOTE:</b> Converting from friction grip to push button 624/625/625C/625D/627/630/630A/640 Use backcap B300/B310 for conversion.  <b>P/N</b> Radial: <b>B100C</b> (F:125RX R:125RX) / Angular: <b>B100X</b> (F:125X R:125X) Original 0.553.5851 / 0.553.5881	 O-ring: 2x <b>O700</b> Backcap: <b>B300/B310</b> Key: <b>B800</b> Fibre optic: <b>BF100</b> Coupling: <b>CK100-300</b>
	 Companion® 634  <b>P/N</b> Radial: <b>B110C</b> (F:125RX R:125RX) / Angular: <b>B110X</b> (F:125X R:125X) Original 0.553.8141	 O-ring: 2x <b>O700</b> Coupling: <b>CK100-300</b>
	CONTACTair® 632 BELLAtorque® 633 BELLAtorque® 639 BELLAtorque® 642 BELLAtorque® 645  <b>P/N</b> Radial: <b>B120C</b> (F:125RX R:125RX) / Angular: <b>B120X</b> (F:125X R:115X) Original 0.553.6911	 O-ring: 2x <b>O700</b> Backcap: <b>B320/B370</b> Key: <b>B800</b> Fibre optic: <b>BF190</b> Coupling: <b>CK100-300</b>
	SUPERtorque® 650  <b>P/N</b> Radial: <b>B130C</b> (F:125RX R:125RX) / Angular: <b>B130X</b> (F:125X R:115X) Original 0.553.8231/0.553.8051	 O-ring: 2x <b>O700</b> Backcap: <b>B330</b> Key: <b>B830</b> Fibre optic: <b>BF130</b> Coupling: <b>CK100-300</b>
	MIRAlux® 635/635B  <b>P/N</b> Radial: <b>B140C</b> (F:125RX R:125RX) / Angular: <b>B140X</b> (F:125X R:125X) Original 0.553.8581	 O-ring: 2x <b>O700</b> Backcap: <b>B340</b> Key: <b>B840</b> Fibre optic: <b>BF190</b> Coupling: <b>CK100-300</b>
	SUPERtorque® 647/647B OPTtorque® 649/649B  <b>P/N</b> Radial: <b>B150C</b> (F:125RX R:125RX) / Angular: <b>B150X</b> (F:125X R:115X) Original 0.553.8541	 O-ring: 2x <b>O700</b> Backcap: <b>B330</b> Key: <b>B830</b> Coupling: <b>CK100-300</b>
	SUPERtorque® 655 SUPERtorque® 660  <b>P/N</b> Radial: <b>B160C</b> (F:105RX R:105RX) / Angular: <b>B160X</b> (F:105X R:105X) Original 1.000.2078	 O-ring: 2x <b>O710</b> Washer: 2x <b>OW110</b> Backcap: <b>B360</b> Key: <b>B830</b> Fibre optic: <b>BF130</b> Coupling: <b>CK100-300</b>
	EXPERTtorque® E680 EXPERTtorque® E679L  <b>P/N</b> Radial: <b>B161C</b> (F:105RX R:135RX) Original 1.007.9313	 O-ring: 2x <b>O710</b> Washer: F: 1x <b>OW120</b> Washer: R: 1x <b>OW140</b> Backcap: <b>B361</b> Key: <b>B830</b> Coupling: <b>CK100-300</b>
	SMARTtorque® S609 SMARTtorque® S619 SMARTtorque® S608  <b>P/N</b> Radial: <b>B162C</b> (F:105RX R:105RX) / Angular: <b>B162X</b> (F:105X R:105X) Original 1.008.4163	 O-ring: 2x <b>O1400</b> Washer: 2x <b>OW110</b> Backcap: <b>B362/B325</b> Key: <b>B830</b> Fibre optic: <b>BF170</b> Coupling: <b>CK100-300</b>
	SURGtorque® S459C SURGtorque® LUX S459L  <b>P/N</b> Radial: <b>B1625C</b> (F:105RX R:105RX) / Angular: <b>B1625X</b> (F:105X R:105X) Original 1.011.2518	 O-ring: 2x <b>O1400</b> Washer: 2x <b>OW110</b> Backcap: <b>B362</b> Key: <b>B830</b> Coupling: <b>CK100-300</b>

Models		Compatible parts
	SMARTtorque mini® S605 SMARTtorque mini® S615  <b>GRW XTRA</b>  <b>P/N</b> Radial: <b>B163C</b> (F:116RX R:116RX) Original 1.008.4164	⊕ O-ring: 2x <b>O1400</b> ⊕ Washer: 2x <b>OW110</b> Backcap: <b>B363</b> Key: <b>B894</b> Fibre optic: <b>BF170</b> Coupling: <b>CK100-300</b>
	EXPERTtorque® E675L EXPERTtorque® E677L  <b>GRW XTRA</b>  <b>P/N</b> Radial: <b>B164C</b> (F:135RX R:116RX) Original 1.007.9457	⊕ O-ring: 2x <b>O710</b> ⊕ Washer: <b>F: OW140</b> ⊕ Washer: <b>R: OW120</b> Backcap: <b>B394</b> Key: <b>B894</b> Coupling: <b>CK100-300</b>
	GENTLEforce® 7000  <b>GRW XTRA</b>  <b>P/N</b> Radial: <b>B170C</b> (F:115RX R:115RX) / Angular: <b>B170X</b> (F:115X R:115X) Original 1.000.4772	⊕ O-ring: 2x <b>O700</b> ⊕ Washer: 2x <b>OW110</b> Backcap: <b>B360</b> Key: <b>B830</b> Water filter: <b>B1170</b> Fibre optic: <b>BF170</b> Coupling: <b>CK100-300</b>
	GENTLEsilence® 8000 GENTLEsilence® 6500BR  <b>GRW XTRA</b>  <b>P/N</b> Radial: <b>B171C</b> (F:105RX R:115RX) / Angular: <b>B171X</b> (F:105X R:115X) Original 1.003.6884	⊕ O-ring: 2x <b>O710</b> ⊕ Washer: 2x <b>OW120</b> Backcap: <b>B371</b> Key: <b>B830</b> Water filter: <b>B1170</b> Fibre optic: <b>BF170</b> Coupling: <b>CK100-300</b>
	GENTLEsilence® 6500/6500B  <b>GRW XTRA</b>  <b>P/N</b> Radial: <b>B172C</b> (F:125RX R:115RX) / Angular: <b>B172X</b> (F:125X R:115X) Original 1.003.9664	⊕ O-ring: 2x <b>O710</b> ⊕ Washer: <b>F: OW140</b> ⊕ Washer: <b>R: OW120</b> Backcap: <b>B371</b> Key: <b>B830</b> Fibre optic: <b>BF170</b> Coupling: <b>CK100-300</b>
	MASTERtorque mini® M8700L  <b>GRW XTRA</b>  <b>P/N</b> Radial: <b>B174C</b> (F:135RX R:105RX) Original 3.001.9915	⊕ O-ring: 2x <b>O710</b> ⊕ Washer: 2x <b>OW120</b> Backcap: <b>B374</b> Key: <b>B894</b> Coupling: <b>CK100-300</b>
	GENTLEforce® 6000/6000B  <b>GRW XTRA</b>  <b>P/N</b> Radial: <b>B180C</b> (F:136RX R:115RX) Original 1.001.3888	⊕ O-ring: 2x <b>O710</b> ⊕ Washer: <b>F: OW140</b> ⊕ Washer: <b>R: OW120</b> Backcap: <b>B360</b> Key: <b>B830</b> Coupling: <b>CK100-300</b>
	MIRAtorque mini® 637  <b>GRW XTRA</b>  <b>P/N</b> Radial: <b>B190C</b> (F:125RX R:135RX) Original 0.553.8661	⊕ O-ring: 2x <b>O700</b> Backcap: <b>B340</b> Key: <b>B840</b> Fibre optic: <b>BF190</b> Coupling: <b>CK100-300</b>
	COMPACTtorque® 636 POWERtorque® 646  <b>GRW XTRA</b>  <b>NOTE:</b> Not suitable for CP model.  <b>P/N</b> Radial: <b>B191C</b> (F:125RX R:125RX) / Angular: <b>B191X</b> (F:125X R:125X) Original 0.553.8911	⊕ O-ring: 2x <b>O700</b> Backcap: <b>B330</b> Key: <b>B830</b> Fibre optic: <b>BF130</b> Coupling: <b>CK100-300</b>
	SUPERtorque® 659B  <b>GRW XTRA</b>  <b>P/N</b> Radial: <b>B193C</b> (F:135RX R:116RX) Original 1.004.5632	⊕ O-ring: 2x <b>O700</b> Backcap: <b>B393</b> Key: <b>B830</b> Coupling: <b>CK100-300</b>










Models		Compatible parts
	GENTLEsilence mini® 4500/4500BR    <b>P/N</b> Radial: <b>B194C</b> (F:135RX R:135RX) Original 1.006.4564	  O-ring: <b>2x O710</b> Washer: <b>2x OW150</b> Backcap: <b>B394</b> Key: <b>B894</b> Coupling: <b>CK100-300</b>
	MASTERtorque® M9000 MASTERtorque® M8900L  <b>NOTE:</b> Without brake ring 3.000.2581  <b>P/N</b> Radial: <b>B195C</b> (F:105RX R:105RX) / Angular: <b>B195X</b> (F:105X R:105X) Original 2.000.2266	  O-ring: <b>2x O710</b> Washer: <b>2x OW120</b> Backcap: <b>B395</b> Key: <b>B830</b> Brake ring: <b>B595</b> Coupling: <b>CK100-300</b>
	GENTLEmini® 5000/5000B MASTERtorque mini® M4500    <b>P/N</b> Radial: <b>B197C</b> (F:135RX R:135RX) Original 1.006.4564	  O-ring: <b>2x O710</b> Washer: <b>2x OW150</b> Backcap: <b>B394</b> Key: <b>B894</b> Coupling: <b>CK100-300</b>





















Models		Compatible parts
	290/295 390/393/395/396 695  <b>P/N</b> Radial: <b>C100C</b> (F:115RX R:115RX) / Angular: <b>C100X</b> (F:115X R:115X) Original 02137000	<b>GRW XTRA</b> ⊗ O-ring: 2x <b>O700</b> ⊗ Washer: 2x <b>OW130</b> Backcap: <b>C300</b> Key: <b>C800</b>
	398  <b>P/N</b> Radial: <b>C110C</b> (F:115RX R:115RX) / Angular: <b>C110X</b> (F:115X R:115X)	<b>GRW XTRA</b> ⊗ O-ring: 2x <b>O700</b> ⊗ Washer: 2x <b>OW130</b> Backcap: <b>C310</b> Key: <b>C810</b>
	196 696 796 896  <b>P/N</b> Radial: <b>C120C</b> (F:105RX R:105RX) / Angular: <b>C120X</b> (F:105X R:105X) Original 02765500	<b>GRW XTRA</b> ⊗ O-ring: 2x <b>O600</b> ⊗ Washer: 2x <b>OW130</b> Backcap: <b>C320/C330</b> Key: <b>C820</b>
	Trend® TC-80 BC/RM Trend® TC-95 BC/RM  <b>NOTE:</b> Converting from friction grip to push button use backcap C310.  <b>P/N</b> Radial: <b>C130C</b> (F:105RX R:105RX) / Angular: <b>C130X</b> (F:105X R:105X) Original 04396680/03300000	<b>GRW XTRA</b> ⊗ O-ring: 2x <b>O600</b> ⊗ Washer: 2x <b>OW130</b> Backcap: <b>C310</b> Key: <b>C810</b>
	Synea® TA-96/L/LM/M Alegra® HS2003 TE-96  <b>P/N</b> Radial: <b>C140C</b> (F:105RX R:105RX) / Angular: <b>C140X</b> (F:105X R:105X) Original 04396700/04386100	<b>GRW XTRA</b> ⊗ O-ring: 2x <b>O600</b> ⊗ Washer: 2x <b>OW130</b> Backcap: <b>C340</b> Key: <b>C820</b> Fibre optic: <b>CF150</b>
	Synea® TA-98/L/LM/M/C/LC/LCM/CM  <b>NOTE:</b> Backcap with 2 pins  <b>P/N</b> Radial: <b>C150C</b> (F:105RX R:105RX) / Angular: <b>C150X</b> (F:105X R:105X) Original 04396600	<b>GRW XTRA</b> ⊗ O-ring: 2x <b>O600</b> ⊗ Washer: 2x <b>OW130</b> Backcap: <b>C350</b> Key: <b>C850</b> Fibre optic: <b>CF150</b>
	Alegra® HS2003 TE-95/98 Alegra® HS2009 TE-95/98 Alegra® TE-98 LED G Brasil SN>100001 Alegra® TE-98 LED G SN>102298 Alegra® TE-98 LED G A-dec Alegra® HS2009 TE-98 C LED G  <b>P/N</b> Radial: <b>C151C</b> (F:105RX R:105RX) / Angular: <b>C151X</b> (F:105X R:105X) Original 05958900	<b>GRW XTRA</b> ⊗ O-ring: 2x <b>O600</b> ⊗ Washer: 2x <b>OW100</b> Backcap: <b>C310</b> Key: <b>C810</b>
	Synea® Fusion TG-98/L  <b>P/N</b> Radial: <b>C152C</b> (F:105RX R:105RX) / Angular: <b>C152X</b> (F:105X R:105X) Original 07018600	<b>GRW XTRA</b> ⊗ O-ring: 2x <b>O600</b> ⊗ Washer: 2x <b>OW130</b> Backcap: <b>C352</b> Key: <b>C852</b>
	Synea® Vision TK-98  <b>P/N</b> Radial: <b>C153C</b> (F:105RX R:105RX) / Angular: <b>C153X</b> (F:105X R:105X) Original 07272800	<b>GRW XTRA</b> ⊗ O-ring: 2x <b>O650</b> ⊗ Washer: 2x <b>OW160</b> Backcap: <b>C353</b> Key: <b>C853</b>
	Synea® Vision TK-100  <b>P/N</b> Radial: <b>C154C</b> (F:105RX R:105RX) / Angular: <b>C154X</b> (F:105X R:105X) Original 07272900	<b>GRW XTRA</b> ⊗ O-ring: 2x <b>O650</b> ⊗ Washer: 2x <b>OW160</b> Backcap: <b>C354</b> Key: <b>C854</b>






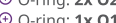




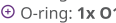












Models		Compatible parts
	Synea® TA-98C LED/CM/CLM  <b>NOTE:</b> Backcap with 3 pins <b>P/N</b> Radial: <b>C155C</b> (F:105RX R:105RX) / Angular: <b>C155X</b> (F:105X R:105X) Original 05306900 / 05307000	 O-ring: <b>2x O600</b>  Washer: <b>2x OW130</b> Backcap: <b>C355</b> Key: <b>C855</b>
	Synea® Fusion TG-98LM/LN/LRM  <b>P/N</b> Radial: <b>C156C</b> (F:105RX R:105RX) / Angular: <b>C156X</b> (F:105X R:105X) Original 0705900	 O-ring: <b>2x O600</b>  Washer: <b>2x OW130</b> Backcap: <b>C352</b> Key: <b>C852</b>
	Synea® Vision TK-97  <b>P/N</b> Radial: <b>C157C</b> (F:105RX R:105RX) / Angular: <b>C157X</b> (F:105X R:105X) Original 07272600	 O-ring: <b>2x O650</b>  Washer: <b>2x OW160</b> Backcap: <b>C357</b> Key: <b>C865</b>
	Synea® Vision TK-94  <b>P/N</b> Radial: <b>C158C</b> (F:115RX R:115RX) / Angular: <b>C158X</b> (F:115X R:115X) Original 07273100	 O-ring: <b>2x O650</b>  Washer: <b>2x OW160</b> Backcap: <b>C358</b> Key: <b>C865</b>
	198 698 795/798 895/898  <b>P/N</b> Radial: <b>C160C</b> (F:105RX R:105RX) / Angular: <b>C160X</b> (F:105R R:105X) Original 02760000	 O-ring: <b>2x O600</b>  Washer: <b>2x OW130</b> Backcap: <b>C310</b> Key: <b>C810</b>
	Synea® TA-97C LED/CLM  <b>P/N</b> Radial: <b>C165C</b> (F:105RX R:105RX) / Angular: <b>C165X</b> (F:105X R:105X) Original 05307100 / 05307200	 O-ring: <b>2x O600</b>  Washer: <b>2x OW130</b> Backcap: <b>C365</b> Key: <b>C865</b> Fibre optic: <b>CF165</b>
	Alegria® HS2009 TE-97  <b>P/N</b> Radial: <b>C166C</b> (F:105RX R:105RX) / Angular: <b>C166X</b> (F:105X R:105X) Original 05959100 / 05959200	 O-ring: <b>2x O600</b>  Washer: <b>2x OW130</b> Backcap: <b>C365</b> Key: <b>C865</b>
	Synea® Fusion TG-97LN/LRM  <b>P/N</b> Radial: <b>C170C</b> (F:105RX R:105RX) / Angular: <b>C170X</b> (F:105X R:105X) Original 07006000	 O-ring: <b>2x O600</b>  Washer: <b>2x OW130</b> Backcap: <b>C365</b> Key: <b>C865</b>
	Synea® Fusion TG-97L/LM  <b>P/N</b> Radial: <b>C171C</b> (F:105RX R:105RX) / Angular: <b>C171X</b> (F:105X R:105X) Original 07018400	 O-ring: <b>2x O600</b>  Washer: <b>2x OW130</b> Backcap: <b>C365</b> Key: <b>C865</b>
	RC-95  <b>P/N</b> Radial: <b>C180C</b> (F:140RX R:140RX) Original 05421700	 O-ring: <b>2x O600</b>  Washer: <b>2x OW180</b>





	Models	Compatible parts
	<p>Alegra® HS2014 TE-95</p> <p><b>GRW</b>XTRA</p> <p><b>P/N</b> Radial: <b>C185C</b> (F:140RX R:140RX) Original 07495401</p>	<p>⊗ O-ring: 2x <b>O600</b>          ⊗ Washer: 2x <b>OW180</b>          Backcap: <b>C395</b>          Key: <b>C895</b></p>
	<p>Alegra® HS2014 TE-97</p> <p><b>GRW</b>XTRA</p> <p><b>P/N</b> Radial: <b>C190C</b> (F:140RX R:140RX) Original 07234101</p>	<p>⊗ O-ring: 2x <b>O600</b>          ⊗ Washer: 2x <b>OW180</b>          Backcap: <b>C390</b>          Key: <b>C890</b></p>
	<p>Alegra® HS2014 TE-98</p> <p><b>GRW</b>XTRA</p> <p><b>P/N</b> Radial: <b>C195C</b> (F:140RX R:140RX) Original 06787501/06787502</p>	<p>⊗ O-ring: 2x <b>O600</b>          ⊗ Washer: 2x <b>OW180</b>          Backcap: <b>C395</b>          Key: <b>C895</b></p>



































Models	Compatible parts
 <p>Black Pearl Black Pearl ECO 3hole/4hole Croma X Croma S25 Croma S Boralina</p> <p><b>P/N</b> Radial: <b>D105C</b> (F:165RX R:165RX) Original 1500164/209.40.12</p>	<p><b>NOTE:</b> Look below backcaps for more information about D300.</p> <p><b>ERW XTRA</b></p> <p>⊗ O-ring: <b>2x O300</b> Backcap: <b>D300</b> Inner cap: <b>D300i</b> Inner spring: <b>D300s</b> Key: <b>D800</b></p> <p><b>Tech info 0102</b></p>
<p><b>NEW</b></p>  <p>Black Pearl ECO BP 3V SN &gt; SN12J0001 Black Pearl ECO BP 4V SN &gt; SN12G0264</p> <p><b>P/N</b> Radial: <b>D141C</b> (F:165RX R:165RX) Original 1501660</p>	<p><b>ERW XTRA</b></p> <p>⊗ O-ring: <b>2x O300</b> Inner cap: <b>D300i</b></p>
 <p>Bora L/LED/LK Bora Blackline/LK Rotamax L Bora S36</p> <p><b>NOTE:</b> Look below backcaps for more information about D310.</p> <p><b>P/N</b> Radial: <b>D115C</b> (F:165RX R:165RX) Original 1500181/ 1501452</p>	<p><b>ERW XTRA</b></p> <p>⊗ O-ring: <b>2x O300</b> Backcap: <b>D310</b> Inner cap: <b>D310i</b> Inner spring: <b>D300s</b> Key: <b>D815</b></p> <p><b>Tech info 0102</b></p>
 <p>Ondine Prestilina Chroma M Prestige old type</p> <p><b>P/N</b> Radial: <b>D120C</b> (F:105RX R:105RX) / Angular: <b>D120X</b> (F:105X R:105X) Original 2093019</p>	<p><b>ERW XTRA</b></p> <p>⊗ O-ring: <b>2x O700</b> Backcap: <b>D320</b> Key: <b>D820</b></p>
 <p>Prestige S30 Prestige S32</p> <p><b>P/N</b> Radial: <b>D130C</b> (F:105RX R:105RX) / Angular: <b>D130X</b> (F:105X R:105X) Original 2093019</p>	<p><b>ERW XTRA</b></p> <p>⊗ O-ring: <b>2x O400</b> ⊗ O-ring: <b>1x O500</b> Backcap: <b>D330</b> Key: <b>D835</b></p>
 <p>Eolia</p> <p><b>P/N</b> Radial: <b>D136C</b> (F:165RX R:165RX) Original 1500559</p>	<p><b>ERW XTRA</b></p> <p>⊗ O-ring: <b>2x O300</b></p>
 <p>Tornado</p> <p><b>P/N</b> Radial: <b>D137C</b> (F:105RX R:105RX) / Angular: <b>D137X</b> (F:105X R:105X) Original 1502670</p>	<p><b>ERW XTRA</b></p> <p>⊗ O-ring: <b>2x O2000</b> ⊗ Washer: <b>2x OW200</b> Backcap: <b>D337</b> Key: <b>D837</b></p>
 <p>Tornado X</p> <p><b>P/N</b> Radial: <b>D1155C</b> (F:165RX R:165RX) Original 1502667</p>	<p><b>ERW XTRA</b></p> <p>⊗ O-ring: <b>2x O300</b></p>
 <p>Tornado S</p> <p><b>P/N</b> Radial: <b>D138C</b> (F:115RX R:115RX) / Angular: <b>D138X</b> (F:115X R:115X) Original 1501969</p>	<p><b>ERW XTRA</b></p> <p>⊗ O-ring: <b>2x O710</b> ⊗ Washer: <b>2x OW120</b></p>











Models		Compatible parts
 <p>Ti-Max X700/L NL9000T/ST/KT/WT/BT</p> <p>Model: TiX-TU03</p> <p><b>P/N</b> Radial: <b>I100C</b> (F:115RX R:115RX) / Angular: <b>I100X</b> (F:115X R:115X) Original Y1001023</p>		<ul style="list-style-type: none"> <li>⊗ O-ring: 2x <b>O1000</b></li> <li>⊗ Washer: 1x <b>OW210</b></li> <li>⊗ Washer: 1x <b>OW220</b></li> <li>⊗ Backcap: <b>I300</b></li> <li>Key: <b>I800</b></li> </ul>
 <p>Ti-Max X600L/KL/BL/SL/WL NL9000S/SS/KS/WS/BS</p> <p>Model: TiX-SU03</p> <p><b>P/N</b> Radial: <b>I110C</b> (F:115RX R:115RX) / Angular: <b>I110X</b> (F:115X R:115X) Original Y1001022</p>		<ul style="list-style-type: none"> <li>⊗ O-ring: 2x <b>O1000</b></li> <li>⊗ Washer: 1x <b>OW210</b></li> <li>⊗ Washer: 1x <b>OW220</b></li> <li>⊗ Backcap: <b>I310</b></li> <li>Key: <b>I810</b></li> </ul>
 <p>Ti-Max X450L/KL/SL/WL/BL</p> <p>Model: TiX-X45SU03</p> <p><b>P/N</b> Radial: <b>I115C</b> (F:115RX R:115RX) / Angular: <b>I115X</b> (F:115X R:115X) Original Y1001906</p>		<ul style="list-style-type: none"> <li>⊗ O-ring: 2x <b>O1000</b></li> <li>⊗ Washer: 1x <b>OW210</b></li> <li>⊗ Washer: 1x <b>OW220</b></li> <li>⊗ Backcap: <b>I315</b></li> <li>Key: <b>I815</b></li> </ul>
 <p>Ti-Max X500L/KL/BL/SL/WL NL9000M/SM//KM/WM/BM</p> <p>Model: TiX-MU03</p> <p><b>P/N</b> Radial: <b>I120C</b> (F:136RX R:115RX) Original Y900200</p>		<ul style="list-style-type: none"> <li>⊗ O-ring: 1x <b>O1000</b></li> <li>⊗ O-ring: 1x <b>O1500</b></li> <li>⊗ Washer: 1x <b>OW210</b></li> <li>⊗ Washer: 1x <b>OW220</b></li> <li>⊗ Backcap: <b>I320</b></li> <li>Key: <b>I820</b></li> </ul>
 <p>PANA-MAX PAX-TU M4 PANA-MAX PAX-TU B2</p> <p>Model: PAX-TU03</p> <p><b>P/N</b> Radial: <b>I130C</b> (F:115RX R:115RX) / Angular: <b>I130X</b> (F:115X R:115X) Original Y900773</p>		<ul style="list-style-type: none"> <li>⊗ O-ring: 2x <b>O1000</b></li> <li>⊗ Washer: 1x <b>OW210</b></li> <li>⊗ Backcap: <b>I330</b></li> <li>Key: <b>I830</b></li> </ul>
 <p>PANA-MAX PAX-SU M4 PANA-MAX PAX-SU B2</p> <p>Model: PAX-SU03</p> <p><b>P/N</b> Radial: <b>I135C</b> (F:115RX R:115RX) / Angular: <b>I135X</b> (F:115X R:115X) Original Y900772</p>		<ul style="list-style-type: none"> <li>⊗ O-ring: 2x <b>O1000</b></li> <li>⊗ Washer: 1x <b>OW210</b></li> <li>⊗ Backcap: <b>I335</b></li> <li>Key: <b>I830</b></li> </ul>
 <p>PANA-MAX2 PTL PANA-MAX2 KV PANA-MAX2 M4/B2</p> <p>Model: PAX2-SU03</p> <p><b>NOTE:</b> Without canister</p> <p><b>P/N</b> Radial: <b>I140C</b> (F:115RX R:115RX) / Angular: <b>I140X</b> (F:115X R:115X) Original P1190</p>		<ul style="list-style-type: none"> <li>⊗ Backcap: <b>I340</b></li> <li>Key: <b>I8</b></li> </ul>
 <p>Ti-Max Z 800/L/KL/SL/WL/BL</p> <p>Model: TiZ-MU03</p> <p><b>NOTE:</b> Modified rotor. Bearing 175RX does not fit for original rotor</p> <p><b>P/N</b> Radial: <b>I165C</b> (F:175RX R:115RX) Original Y1002075</p>		<ul style="list-style-type: none"> <li>⊗ O-ring: 2x <b>O1000</b></li> <li>⊗ Washer: 1x <b>OW210</b></li> <li>⊗ Backcap: <b>I365</b></li> <li>Key: <b>I865</b></li> </ul>
 <p>Ti-Max Z 900/L/KL/SL/WL/BL</p> <p>Model: TiZ-SU03</p> <p><b>NOTE:</b> Modified rotor. Bearing 175RX does not fit for original rotor</p> <p><b>P/N</b> Radial: <b>I166C</b> (F:175RX R:115RX) Original Y1002076</p>		<ul style="list-style-type: none"> <li>⊗ O-ring: 2x <b>O1000</b></li> <li>⊗ Washer: 1x <b>OW210</b></li> <li>⊗ Backcap: <b>I366</b></li> <li>Key: <b>I866</b></li> </ul>
 <p>S-Max M500/L/KL/SL/WL/BL Pana-Max PLUS PAP-MU M4 Pana-Max PLUS PAP-MU B2</p> <p>Model: SX-MU03</p> <p><b>NOTE:</b> Not genuine SPIRO PART</p> <p><b>P/N</b> <b>XI145C</b> with canister Original P1001250/P1280</p>		<ul style="list-style-type: none"> <li>⊗ Backcap: <b>I345</b></li> <li>Key: <b>I845</b></li> </ul>

Models		Compatible parts
	S-Max M600/L/KL/SL/WL/BL Pana-Max PLUS PAP-SU M4 Pana-Max PLUS PAP-SU B2  Model: SX-SU03   Original P1002250 <b>P/N</b> Radial: <b>XI146C</b> with canister (F:115RX R:115RX) / Radial: <b>I146C</b> without canister (F:115X R:115X)	 ⊕ O-ring: 2x <b>O2200</b> ⊕ O-ring: 1x <b>O1510</b> ⊕ O-ring: 1x <b>O1520</b> ⊕ Washer: 1x <b>OW110</b> Backcap: <b>I346</b> Key: <b>I845</b>
	S-Max M900/L/KL/SL/WL/BL  Model: SX-SU03   Original P1281 <b>P/N</b> Radial: <b>XI148C</b> with canister (F:115RX R:115RX) / Radial: <b>I148C</b> without canister (F:115X R:115X)	 ⊕ O-ring: 2x <b>O2200</b> ⊕ O-ring: 1x <b>O1510</b> ⊕ O-ring: 1x <b>O1520</b> ⊕ Washer: 1x <b>OW110</b> Backcap: <b>I348</b>
	Mach-Lite XT M Mach 2 M AW200L/AB200L AK200L/AS200L Mach QD-M NL75/85 Mach Lite M  Model: NMC-MU03   <b>NOTE: Not genuine SPIRO PART</b> <b>P/N</b> <b>XI150C</b> with canister / Radial: <b>I150C</b> without canister (F:115X R:115X) Original P047	Backcap: <b>I350</b>
	Mach-Lite XT S Mach 2 S AW300L/AB300L AK300L/AS300L Mach QD-S NL75/85 Mach Lite S  Model: NMC-SU03   Original P045 <b>P/N</b> Radial: <b>XI151C</b> with canister (F:115RX R:115RX) / Radial: <b>I151C</b> without canister (F:115X R:115X)	 ⊕ O-ring: 2x <b>O2200</b> ⊕ O-ring: 1x <b>O1510</b> ⊕ O-ring: 2x <b>O1520</b> ⊕ Washer: 1x <b>OW110</b> Backcap: <b>I351</b>
	Mach-Lite XT T Mach 2 T AW400L/AB400L AK400L/AS400L Mach QD-T NL75/85 Mach Lite T  Model: NMC-TU03   <b>NOTE: Not genuine SPIRO PART</b> <b>P/N</b> <b>XI152C</b> with canister / Radial: <b>I152C</b> without canister (F:115X R:115X) Original P046	Backcap: <b>I352</b>
	Mach Lite NL65 M Phatelus II M  Model: NCH-MU03  <b>NOTE: Not genuine SPIRO PART</b>  <b>P/N</b> Radial: <b>XI160C</b> with canister Original P040	-
	AK450L/AS450L AW450L/AB450L Phatelus 45 S Mach QD-45 Phatelus II S Mach Lite 65 S  Model: NCH-SU03   <b>NOTE: Not genuine SPIRO PART</b> <b>P/N</b> <b>XI161C</b> with canister Original P041	-
	AK455L/AS455L AW455L/AB455L Phatelus 45 T Phatelus II T Mach Lite 65 T  Model: NCH-TU03   <b>NOTE: Not genuine SPIRO PART</b> <b>P/N</b> <b>XI162C</b> with canister / Radial: <b>I162C</b> without canister (F:115X R:115X) Original P042	-
	Pana AIR MU Σ  Model: NPA-MU03  <b>NOTE: Not genuine SPIRO PART</b>  <b>P/N</b> <b>XI170C</b> with canister Original P004	-
	Pana AIR SU Σ  Model: NPA-SU03  <b>NOTE: Not genuine SPIRO PART</b>  <b>P/N</b> <b>XI171C</b> with canister / Radial: <b>I171C</b> without canister (F:115X R:115X) Original P014	-











Models		Compatible parts
	Pana AIR TU Σ Model: NPA-TU03 <b>NOTE:</b> Not genuine SPIRO PART <b>P/N</b> XI172C with canister Original P024	-
	A500/L AK500L/AS500L AW500L/AB500L Ti-Max NL95 M Model: TI-MU03 <b>P/N</b> XI180C with canister / Radial: I180C without canister (F:115X R:115X) Original P057 <b>NOTE:</b> Not genuine SPIRO PART	Backcap: I380
	A600/L AK600L/AS600L AW600L/AB600L Ti-Max NL95 S Model: TI-SU03 <b>P/N</b> Radial: XI181C with canister (F:115RX R:115RX) / Angular: I181C without canister (F:115X R:115X) Original P058 <b>NOTE:</b> Not genuine SPIRO PART	◎ O-ring: 2x O2200 ◎ O-ring: 1x O1510 ◎ O-ring: 1x O1520 ◎ Washer: 1x OW110 Backcap: I381
	A700/L AK700L/AS700L AW700L/AB700L Ti-Max NL95 T Model: TI-TU03 <b>P/N</b> XI182C with canister / Radial: I182C without canister (F:115X R:115X) Original P059 <b>NOTE:</b> Not genuine SPIRO PART	Backcap: I382

Models		Compatible parts
	Titanium Power Hi Power M Clean Air 2000/2000R Clean Light 2000/2000R  <b>P/N</b> Radial: <b>G100C</b> (F:155RX R:155RX) Original FL0000874	 O-ring: 2x <b>O800</b> Backcap: <b>G300</b> Key: <b>G800</b>
	Titanium Gold/Gold 2 Hi Power Light Hi Power Ceramic/Ceramic 2  <b>P/N</b> Radial: <b>G110C</b> (F:105RX R:105RX) / Angular: <b>G110X</b> (F:105X R:105X) Original FL0001370	 O-ring: 2x <b>O800</b> Backcap: <b>G310/G320</b> Key: <b>G810</b>
	Silent Power Gold/Gold M Silent Power Silver 2/2L/4L/4LK  <b>P/N</b> Radial: <b>G120C</b> (F:105RX R:105RX) / Angular: <b>G120X</b> (F:105X R:105X) Original FL0001857	 O-ring: 2x <b>O800</b> Backcap: <b>G310/G320</b> Key: <b>G810</b>
	Silent Power Miniature Silent Power Gold Miniature  <b>P/N</b> Radial: <b>G130C</b> (F:105RX R:105RX) / Angular: <b>G130X</b> (F:105X R:105X) Original FL0001858	 O-ring: 2x <b>O800</b> Backcap: <b>G330</b> Key: <b>G850</b>
	Silent Power EVO 2/2L/4L/4LK  <b>P/N</b> Radial: <b>G140C</b> (F:105RX R:105RX) / Angular: <b>G140X</b> (F:105X R:105X) Original 95529230	 O-ring: 2x <b>O800</b> Washer: 1x <b>OW110</b> Backcap: <b>G340</b> Key: <b>G840</b>
	Silent Power EVO miniature/miniature K  <b>P/N</b> Radial: <b>G150C</b> (F:105RX R:105RX) / Angular: <b>G150X</b> (F:105X R:105X) Original 95529232	 O-ring: 2x <b>O800</b> Washer: 1x <b>OW110</b> Backcap: <b>G350</b> Key: <b>G850</b>












Models		Compatible parts
	HC2001 HC2002 HC2011/HC2012 (from SN: F) HC4011 M/K/S/W (from SN: F) HC4021 K (till SN: E) HC6011 M/K/S/W (from SN: F) HE11 <b>P/N</b> Radial: <b>H100C</b> (F:125RX R:125RX) / Angular: <b>H100X</b> (F:125X R:125X) Original TC2021	 ⊕ O-ring: 2x <b>O700</b>
	HC2022 HC4021 M (from SN: F) HC4021 K (from SN: F) HC4021 S/W/NT/NQ/Y HC5021 HC5031 HC6021 <b>P/N</b> Radial: <b>H110C</b> (F:125RX R:125RX) / Angular: <b>H110X</b> (F:125X R:125X) Original TC2031	 ⊕ O-ring: 2x <b>O700</b>
	HC2003/HC2004 HC2013/HC2014 (from SN: F) HC2024 HC4012 M/K/S/W (from SN: F) HC4012 NT/NQ/Y (from SN: F) HC4022 HC6012 M/K/S (from SN: F) HC5012 HC5022 HC5032 HC6022 HC7012 HC7022 HC7032 <b>P/N</b> Radial: <b>H120C</b> (F:125RX R:125RX) / Angular: <b>H120X</b> (F:125X R:125X) Original TC2032	 ⊕ O-ring: 2x <b>O700</b>
	HC21K/KL HC20K/KL <b>P/N</b> Radial: <b>H125C</b> (F:105RX R:116RX) Original TC2038	 ⊕ O-ring: 2x <b>O710</b> ⊕ Washer: 2x <b>OW120</b>
	HC8021 HC9021 HP21KL/NL <b>P/N</b> Radial: <b>H130C</b> (F:105RX R:115RX) / Angular: <b>H130X</b> (F:105X R:115X) Original TC2041	 ⊕ O-ring: 2x <b>O710</b> ⊕ Washer: 2x <b>OW120</b>
	HC8022 HC9022 HP22KL/NL <b>P/N</b> Radial: <b>H140C</b> (F:135RX R:135RX) Original TC2042	 ⊕ O-ring: 2x <b>O700</b>
	HE17 HE21K/KL/N/NL HB21K/KL <b>P/N</b> Radial: <b>H145C</b> (F:105RX R:135RX) Original TC2034	 ⊕ O-ring: 2x <b>O710</b> ⊕ Washer: F: 1x <b>OW120</b> ⊕ Washer: R: 1x <b>OW140</b>
	HC22-KL <b>P/N</b> Radial: <b>H150C</b> (F:135RX R:135RX) Original TC2039	 ⊕ O-ring: 2x <b>O710</b> ⊕ Washer: 2x <b>OW140</b>
	HE14 HE16L HE18 HE22K/KL/N/NL/W/WL <b>P/N</b> Radial: <b>H160C</b> (F:135RX R:116RX) Original TC2035	 ⊕ O-ring: 2x <b>O710</b> ⊕ Washer: 2x <b>OW140</b>
	HB14 HB23K/KL <b>P/N</b> Radial: <b>H170C</b> (F:125RX R:125RX) / Angular: <b>H170X</b> (F:125X R:125X) Original TC2033	 ⊕ O-ring: 2x <b>O700</b>













Models		Compatible parts
	S-400  <b>P/N</b> Radial: <b>J100C</b> (F:115RX R:115RX) / Angular: <b>J100X</b> (F:115X R:115X)	 Backcap: <b>J300</b> Key: <b>J800</b>
	Trilogy  <b>P/N</b> Radial: <b>J110C</b> (F:105RX R:105RX) / Angular: <b>J110X</b> (F:105X R:105X)	 Backcap: <b>J310</b> Key: <b>B830</b>
	Trilogy Head  <b>P/N</b> Radial: <b>J120C</b> (F:105RX R:105RX) / Angular: <b>J120X</b> (F:105X R:105X)	 -
	Trilogy plus  <b>P/N</b> Radial: <b>J130C</b> (F:105RX R:105RX) / Angular: <b>J130X</b> (F:105X R:105X)	 -
	MT02 L  <b>P/N</b> Radial: <b>J140C</b> (F:105RX R:105RX) / Angular: <b>J140X</b> (F:105X R:105X)	 <ul style="list-style-type: none"> <li>⊙ O-ring: <b>2x O1400</b></li> <li>⊙ Washer: <b>2x OW110</b></li> <li>Backcap: <b>J340</b></li> <li>Key: <b>J840</b></li> </ul>









Turbine high speed rotors compatible with FARO ®

	Models		Compatible parts
	BA 635 Ultimate Turbine  <b>P/N</b> Radial: <b>P100C</b> (F:105RX R:105RX) / Angular: <b>P100X</b> (F:105X R:105X)	<b>GRW XTRA</b>	⊕ O-ring: <b>2x O900</b>
	BA 650 Ultimate  <b>P/N</b> Radial: <b>P110C</b> (F:125RX R:125RX) / Angular: <b>P110X</b> (F:125X R:125X)	<b>GRW XTRA</b>	⊕ O-ring: <b>2x O700</b>
	BA 675 Ultimate Handpiece BA 685 Ultimate Handpiece  <b>P/N</b> Radial: <b>P120C</b> (F:125RX R:125RX) / Angular: <b>P120X</b> (F:125X R:125X)	<b>GRW XTRA</b>	⊕ O-ring: <b>2x O900</b>
	BA 680 Ultimate  <b>P/N</b> Radial: <b>P130C</b> (F:105RX R:105RX) / Angular: <b>P130X</b> (F:105X R:105X)	<b>GRW XTRA</b>	⊕ O-ring: <b>2x O900</b>
	BA 695 Ultimate Range <b>NOTE:</b> Different rotor types for the same turbine.  <b>P/N</b> Radial: <b>P140C</b> (F:105RX R:105RX) / Angular: <b>P140X</b> (F:105X R:105X)	<b>GRW XTRA</b>	⊕ O-ring: <b>2x O900</b>
	BA 695 Ultimate Range <b>NOTE:</b> Installation manual in Tech info. <b>NOTE:</b> Different rotor types for the same turbine.  <b>P/N</b> Radial: <b>P141C</b> (F:115RX R:115RX) / Angular: <b>P141X</b> (F:115X R:115X)	<b>GRW XTRA</b>	⊕ O-ring: <b>2x O700</b> ⊕ Washer: <b>2x OW170</b> ⊕ Spacer: <b>2x OW175</b>  <b>Tech info:</b> 0101
	BA 758 Ultimate Power <b>NOTE:</b> Different rotor types for the same turbine.  <b>P/N</b> Radial: <b>P145C</b> (F:105RX R:105RX) / Angular: <b>P145X</b> (F:105X R:105X)	<b>GRW XTRA</b>	⊕ O-ring: <b>2x O900</b>
	BA 758 Ultimate Power <b>NOTE:</b> Installation manual in Tech info. <b>NOTE:</b> Different rotor types for the same turbine.  <b>P/N</b> Radial: <b>P146C</b> (F:115RX R:115RX) / Angular: <b>P146X</b> (F:115X R:115X)	<b>GRW XTRA</b>	⊕ O-ring: <b>2x O1001</b> ⊕ Washer: <b>2x OW170</b> ⊕ Spacer: <b>2x OW175</b>  <b>Tech info</b> 0101
	BA 755 Ultimate Power + <b>NOTE:</b> Different rotor types for the same turbine.  <b>P/N</b> Radial: <b>P150C</b> (F:105RX R:105RX) / Angular: <b>P150X</b> (F:105X R:105X)	<b>GRW XTRA</b>	⊕ O-ring: <b>2x O900</b>
	BA 755 Ultimate Power + *new type <b>NOTE:</b> Installation manual in Tech info. <b>NOTE:</b> Different rotor types for the same turbine.  <b>P/N</b> Radial: <b>P151C</b> (F:115RX R:115RX) / Angular: <b>P151X</b> (F:115X R:115X)	<b>GRW XTRA</b>	⊕ O-ring: <b>2x O700</b> ⊕ Washer: <b>2x OW170</b> ⊕ Spacer: <b>2x OW175</b>  <b>Tech info:</b> 0101



Models		Compatible parts
	BA 670 <b>NOTE:</b> Different rotor types for the same turbine. <b>P/N</b> Radial: <b>P160C</b> (F:105RX R:105RX) / Angular: <b>P160X</b> (F:105X R:105X)	 O-ring: 2x <b>O900</b>
	BA 670 <b>NOTE:</b> Different rotor types for the same turbine. <b>P/N</b> Radial: <b>P161C</b> (F:125RX R:125RX) / Angular: <b>P161X</b> (F:125X R:125X)	 O-ring: 2x <b>O700</b>
	BA Optima 525 <b>P/N</b> Radial: <b>P170C</b> (F:105RX R:105RX) / Angular: <b>P170X</b> (F:105X R:105X)	 O-ring: 2x <b>O1000</b>  Washer: 2x <b>OW120</b> Backcap: <b>P300</b>
	BA Optima 888 <b>P/N</b> Radial: <b>P180C</b> (F:105RX R:105RX) / Angular: <b>P180X</b> (F:105X R:105X)	 O-ring: 2x <b>O900</b>
	BA Optima 535 <b>P/N</b> Radial: <b>P190C</b> (F:105RX R:105RX) / Angular: <b>P190X</b> (F:105X R:105X)	 -

	Models	Compatible parts
	TG <span style="float: right;"></span>  <b>P/N</b> Radial: <b>T100C</b> (F:125RX R:125RX) / Angular: <b>T100X</b> (F:125X R:125X) Original 390312560	 O-ring: 2x O3000
	TG H <span style="float: right;"></span>  <b>P/N</b> Radial: <b>T110C</b> (F:125RX R:125RX) / Angular: <b>T110X</b> (F:125X R:125X) Original 390312560.6	 O-ring: 2x O3000
	TG HF <span style="float: right;"></span>  <b>P/N</b> Radial: <b>T120C</b> (F:125RX R:125RX) / Angular: <b>T120X</b> (F:125X R:125X) Original 3903128271	 O-ring: 2x O3000
	TS HF <span style="float: right;"></span>  <b>P/N</b> Radial: <b>T130C</b> (F:125RX R:125RX) / Angular: <b>T130X</b> (F:125X R:125X) Original 03125614	 O-ring: 2x O3000







	Models	Compatible parts
	Bravia  <b>P/N</b> Radial: <b>V100C</b> (F:105RX R:105RX) / Angular: <b>V100X</b> (F:105X R:105X)	 -
	Bravia XL  <b>P/N</b> Radial: <b>V110C</b> (F:105RX R:105RX) / Angular: <b>V110X</b> (F:105X R:105X)	 -
	Micra R/L  <b>P/N</b> Radial: <b>V120C</b> (F:105RX R:105RX) / Angular: <b>V120X</b> (F:105X R:105X)	 -
	Thalia  <b>P/N</b> Radial: <b>V130C</b> (F:125RX R:125RX) / Angular: <b>V130X</b> (F:125X R:125X)	 -

Turbine high speed rotors compatible with TKD ®



### > Rotors compatible with Beyes ®



Models		Compatible parts	
	Airlight M800-S / M600-S Maxso M10-S / M200-S		<ul style="list-style-type: none"> <li>⊗ O-ring: 2x O1000</li> <li>⊗ Washer: R: 1x OW120</li> <li>Backcap: K300</li> <li>Key: K800</li> </ul>
	<b>P/N</b> Radial: <b>K100C</b> (F:115RX R:115RX) / Angular: <b>K100X</b> (F:115X R:115X)		
	Airlight M800-M / M600-M Maxso M10-M / M200-M		<ul style="list-style-type: none"> <li>⊗ O-ring: 2x O1000</li> <li>⊗ Washer: R: 1x OW120</li> <li>Backcap: K310</li> <li>Key: K800</li> </ul>
	<b>P/N</b> Radial: <b>K110C</b> (F:115RX R:115RX) / Angular: <b>K110X</b> (F:115X R:115X)		

### > Rotors compatible with Fona ®







Models		Compatible parts	
	6080 MR		<ul style="list-style-type: none"> <li>⊗ O-ring: 2x O900</li> </ul>
	<b>P/N</b> Radial: <b>R100C</b> (F:105RX R:105RX) / Angular: <b>P100X</b> (F:105X R:105X)		
	8060 SR		<ul style="list-style-type: none"> <li>⊗ O-ring: 2x O900</li> </ul>
	<b>P/N</b> Radial: <b>R110C</b> (F:105RX R:105RX) / Angular: <b>P110X</b> (F:105X R:105X)		
	8080 SR		<ul style="list-style-type: none"> <li>⊗ O-ring: 2x O700</li> </ul>
	<b>P/N</b> Radial: <b>R120C</b> (F:105RX R:105RX) / Angular: <b>R120X</b> (F:105X R:105X)		

### > Rotors compatible with Lares ®







Models		Compatible parts	
	All 557 & 557 Prostyle types		-
	<b>P/N</b> Radial: <b>L110C</b> (F:115RX R:115RX) / Angular: <b>L110X</b> (F:115X R:115X) Original 10632		
	All 757 & 757 Prostyle types with multi port spray		-
	<b>P/N</b> Radial: <b>L120C</b> (F:115RX R:115RX) / Angular: <b>L120X</b> (F:115X R:115X) Original 10629		

Models		Compatible parts
	All 757 & 757 Prostyle types with single port spray  <b>P/N</b> Radial: <b>L125C</b> (F:115RX R:115RX) / Angular: <b>L125X</b> (F:115X R:115X) Original 10629	 -






## > Rotors compatible with Morita®

Models		Compatible parts
	TwinPower PAR-4HEX-O <b>NOTE:</b> Canister not included.  <b>P/N</b> Radial: <b>M100C</b> (F:115RX R:115RX) / Angular: <b>M100X</b> (F:115X R:115X)	 ⊙ O-ring: 2x <b>O600</b> Backcap: <b>M300</b> Key: <b>M800</b>
	TwinPower PAR-4HX-O <b>NOTE:</b> Canister not included.  <b>P/N</b> Radial: <b>M110C</b> (F:115RX R:115RX) / Angular: <b>M110X</b> (F:115X R:115X)	 ⊙ O-ring: 2x <b>O600</b>
	TwinPower PAR-4HUEX-O <b>NOTE:</b> Canister not included.  <b>P/N</b> Radial: <b>M120C</b> (F:115RX R:115RX) / Angular: <b>M120X</b> (F:115X R:115X)	 ⊙ O-ring: 2x <b>O600</b>

## > Rotors compatible with Osada®

Models		Compatible parts
	OT-TDL 4H  <b>P/N</b> Radial: <b>U100C</b> (F:175RX R:175RX)	 ⊙ O-ring: 2x <b>O700</b>
	OFJ-TZL  <b>P/N</b> Radial: <b>U110C</b> (F:125RX R:125RX)	 -
	OFJ-MZL  <b>P/N</b> Radial: <b>U120C</b> (F:136RX R:136RX)	 -

**> Rotors compatible with Planmeca ®**

Models		Compatible parts	
	NOMA ML  <b>P/N</b> Radial: <b>N100C</b> (F:136RX R:136RX)		⊗ O-ring: 2x 0710
	NOMA SL  <b>P/N</b> Radial: <b>N110C</b> (F:136RX R:136RX)		
	SONEA ML  <b>P/N</b> Radial: <b>N120C</b> (F:136RX R:136RX)		⊗ O-ring: 2x 0710









**> Rotors compatible with Sci-Can ®**

Models		Compatible parts	
	Statis ML201.1  <b>P/N</b> Radial: <b>S120C</b> (F:136RX R:136RX)		⊗ O-ring: 2x 0710
	Statis ML101.1  <b>P/N</b> Radial: <b>S130C</b> (F:136RX R:136RX)		-

**> Rotors compatible with Star ®**

Models		Compatible parts	
	430  <b>P/N</b> Radial: <b>F100C</b> (F:145A R:145A)		⊗ O-ring: 3x 0100 ⊗ Washer: 1x OW240 Backcap: F300 Key: F800

## > Rotors compatible with Densim®

	Models	Compatible parts
	Vienna Monaco LUX  <b>P/N</b> Radial: <b>L130C</b> (F:105RX R:135RX) Original DSTC2034	 <ul style="list-style-type: none"> <li>⊗ O-ring: 2x <b>O710</b></li> <li>⊗ Washer: F: 1x <b>OW120</b></li> <li>⊗ Washer: R: 1x <b>OW140</b></li> </ul>
	Monaco S LUX  <b>P/N</b> Radial: <b>L140C</b> (F:135RX R:116RX) Original DSTC2035	 <ul style="list-style-type: none"> <li>⊗ O-ring: 2x <b>O710</b></li> <li>⊗ Washer: 2x <b>OW140</b></li> </ul>
	Montreal LUX  <b>P/N</b> Radial: <b>L150C</b> (F:105RX R:115RX) / Angular: <b>L150X</b> (F:105X R:115X) Original DSTC2041	 <ul style="list-style-type: none"> <li>⊗ O-ring: 2x <b>O710</b></li> <li>⊗ Washer: 2x <b>OW120</b></li> </ul>
	Montreal S LUX  <b>P/N</b> Radial: <b>L160C</b> (F:135RX R:135RX) Original DSTC2042	 <ul style="list-style-type: none"> <li>⊗ O-ring: 2x <b>O700</b></li> </ul>



# LABORATORY HIGH SPEED ROTORS



WARRANTY: 6 months

# 03





## &gt; Rotors compatible with Bien Air ®

Models	Compatible parts
 <p>LAB TD783 LAB TDS890</p> <p><b>P/N</b> Radial: <b>DL100C</b> (F:165RX R:165RX) Original 1500922 (208.55.01)</p>	<p><b>GRW XTRA</b></p> <ul style="list-style-type: none"> <li>⊗ O-ring: 2x <b>O300</b></li> <li>⊗ Bearing cup: <b>DL700</b></li> <li>⊗ Chuck: <b>1500907</b></li> </ul>

## &gt; Rotors compatible with NSK ®

Models	Compatible parts
 <p>Presto II Model: PR-03 Presto Aqua II Model: PR-AQ03 Presto Aqua Lux Model: PR-AQL03</p> <p><b>NOTE:</b> Look at Tech info for correct installation. We supply the rotor only.</p> <p><b>P/N</b> Radial: <b>IL190C</b> (F:155RX R:155RX) Original T815016 / T816016 / T1002250</p>	<p><b>GRW XTRA</b></p> <p>-</p> <p><b>Tech info</b> 0501</p>










# SPECIAL PARTS FOR TURBINES



WARRANTY: no warranty

# 02



Models		Compatible parts
	Spray ring set for SIRONA ® <b>NOTE:</b> Tools for replacement: AL8000 (6259605) Cleaning wire: AL8004 (2400232)  <b>P/N</b> A700 Original 5866715	O-ring 7043854 Spray ring 3D 5855908 Spray screw 5855890 Tool: AL8000
	Water filter for KAVO ® GENTLEforce ® 7000 GENTLEsilence ® 8000  <b>P/N</b> B1170 Original 1.000.4823	Rotor: B170C/B171C Backcap: B360/B371 Key: B830 Coupling: CK100-CK300 O-rings: O700/O710 Washer: OW110/OW120 Fibre optic: BF170
	Break ring for KAVO ® MASTERtorque ® M9000 MASTERtorque ® M8900  <b>P/N</b> B595 Original 1.009.5301	Rotor: B195C/B175C Backcap: B395 Key: B830 Coupling: CK100-CK300 O-ring: O710 Washer: OW120 Stamp: B596
	Stamp for break ring for KAVO ® MASTERtorque ® M9000 MASTERtorque ® M8900  <b>P/N</b> B596 Original 3.000.0214	Rotor: B195C/B175C Backcap: B395 Key: B830 Coupling: CK100-CK300 O-ring: O710 Washer: OW120 Brake ring: B595
	Front bearing cup for BIEN AIR ® Prestige Ondine  <b>P/N</b> D730F	
	Rear bearing cup for BIEN AIR ® Prestige  <b>P/N</b> D730B	
	Bearing cup for BIEN AIR ® TD783 TDS 890 FG  <b>P/N</b> DL700	



Rotor for  
NSK Z900  
P/N I166C

Rotor for  
Sirona T2cont  
P/N A140C

Rotor for  
Bien Air Bora  
P/N D115C

Rotor for  
NSK-dent HC202  
P/N H110C

Rotor for  
Sirona Race  
P/N A150C

Rotor for  
Sirona Race  
P/N A150C

# TURBINE BEARINGS



WARRANTY: Due to the nature of work there is no warranty

# 04





# HIGH SPEED BEARINGS



We offer GRW ® quality for high speed turbine bearings:

1. GRW ® XTRA ® radial contact ceramic bearings with XTRAlon, XTRAlube (RX type, i.e. 105RX)
2. GRW ® XTRA ® angular contact ceramic bearings with XTRAlon, XTRAlube (X type, i.e. 105X)

---

**New GRW ® XTRA ® ceramic bearings features:**

- XTRAlube – Optimized lubrication conditions for high-speed applications
- XTRAlon – The GRW ® PAI based patented cage material

**Customers' benefits from GRW ® XTRA ® components:**

- Reduced friction
- Increasing speed
- Minimization of running noise
- Prolonged service life and reduction of the maintenance intervals of customers' products
- Improved ball bearing and assembly performance



# GRW ® XTRA ® HIGH SPEED BEARINGS

## Technical information

### XTRAlon

GRW's ® premium material is designed for the most demanding requirements in terms of friction, thermal stability and wear. The unique production method involving the chemical binding of solid lubricant to the base polymer polyamidimide (PAI) creates a homogeneous, dense fabric, which offers little opportunity for attack by the superheated steam during autoclaving. The fine distribution of solid lubricant and the chemical bond to the base material means that the exceptional property of dry-running suitability is obtained, even in extreme applications where rotational speeds of  $n \times dm > 1.000.000$  mm/min are the norm. In internal tests on GRW's ® own test rigs, service lifetimes of up to 15 hours were attained with completely dry ball bearings. All conventional cage materials fail after only a few minutes in the same test. The SEM images show the surfaces of XTRAlon and PAI mod. after 1.000 cycles of sterilisation by steam under pressure. It can be clearly seen that the surface structure of XTRAlon is preserved, while the PAI mod. has a very jagged surface.

Benefits from XTRAlon:

- Outstanding high temperature performance
- Minimal friction and abrasion coefficient
- Prolonged service life

### XTRAlube

It is developed in the GRW ® laboratory as a new lubricant with the potential to considerably extend service life. The new XTRAlube developed in the GRW ® laboratory delivers outstanding results both in the test criteria which GRW ® considers crucial and in the various functional tests. It also has the special ability to adhere to the contact surfaces of the inner ring and outer ring much better than standard greases. It is precisely in ball bearings for dental turbines that this property is particularly sought after, because the air extracted from the turbine flows partly through the ball bearings and transports the grease reservoir to the outside very rapidly. This leads to a situation of inadequate lubrication, which is responsible for the failure of the ball bearings.

Customers' benefits from XTRAlube:

- Reduction of lubricant escape
- Improved contact area adhesion of the lubricant
- Prolonged service life







# KAMAN

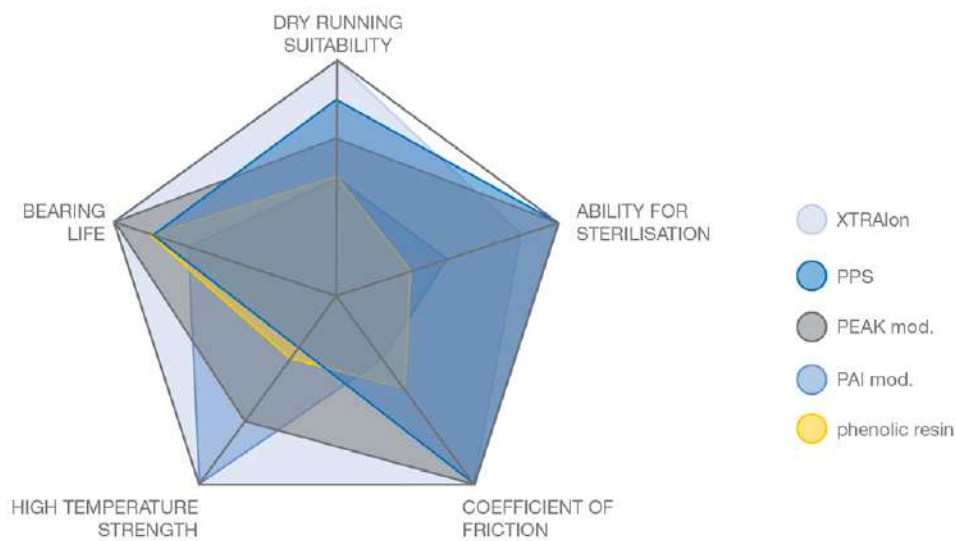
Specialty Bearings & Engineered Products

# GRW® XTRA® ANGULAR CONTACT BEARINGS

## Technical information

- Cage: XTRAlon
- Lubricant: XTRAlube
- Speed: 500 000 rpm
- Origin: made in Germany
- Packaging: individual in plastic foil
- LOT num.: printed on plastic foil

	GRW® XTRA® Smooth Ceramic Bearing <b>FEATURES:</b> Integral shield Angular contact XTRAlube XTRAlon  <b>P/N</b> 105X    3,175x6,350x2,779mm	 Made in Germany  Sold: 1 piece
	GRW® XTRA® Smooth Ceramic Bearing <b>FEATURES:</b> Integral shield Angular contact XTRAlube XTRAlon  <b>P/N</b> 115X    3,175x6,350x2,380mm	 Made in Germany  Sold: 1 piece
	GRW® XTRA® Stepped Ceramic Bearing <b>FEATURES:</b> Integral shield Angular contact XTRAlube XTRAlon  <b>P/N</b> 125X    3,175x6,350x2,779mm	 Made in Germany  Sold: 1 piece





---

### We recommend GRW ® XTRA ® angular contact bearings for:

1. most demanding clients and repairs
2. handpieces with many operating hours
3. clinics with expected lower lubrication and maintenance
4. increased quality of your repairs



















High-Precision Ball Bearings




---

# GRW® XTRA® RADIAL CONTACT BEARINGS

## Technical information

- Cage: XTRAlon/phenolic
- Lubricant: XTRAlube
- Speed: 500 000 rpm
- Origin: made in Germany
- Packaging: individual in plastic foil
- LOT num.: printed on plastic foil

	<p>GRW® Smooth Ceramic Bearing</p> <p><b>FEATURES:</b> Radial contact XTRAlube XTRAlon</p> <p><b>P/N</b> 105RX    3,175x6,350x2,779mm</p>		Made in Germany
	<p>GRW® Smooth Ceramic Bearing</p> <p><b>FEATURES:</b> Radial contact XTRAlube XTRAlon</p> <p><b>P/N</b> 115RX    3,175x6,350x2,380mm</p>		Made in Germany
	<p>Smooth Ceramic Bearing</p> <p><b>FEATURES:</b> Radial contact XTRAlube XTRAlon</p> <p><b>P/N</b> 116RX    3,175x6,350x2,380/2,779mm</p>		Made in Germany ⊙ extended inner ring 2,779mm
	<p>GRW® Stepped Ceramic Bearing</p> <p><b>FEATURES:</b> Radial contact XTRAlube XTRAlon</p> <p><b>P/N</b> 125RX    3,175x6,350x2,779mm</p>		Made in Germany
	<p>GRW® Stepped Ceramic Bearing</p> <p><b>FEATURES:</b> Radial contact XTRAlube XTRAlon</p> <p><b>P/N</b> 135RX    3,175x6,350x2,380/2,779mm</p>		Made in Germany ⊙ extended inner ring 2,779mm
	<p>GRW® Stepped Ceramic Bearing</p> <p><b>FEATURES:</b> Radial contact XTRAlube XTRAlon</p> <p><b>P/N</b> 136RX    3,175x6,350x2,380mm</p>		Made in Germany
	<p>GRW® Stepped Ceramic Bearing</p> <p><b>FEATURES:</b> Radial contact XTRAlube XTRAlon</p> <p><b>P/N</b> 140RX    3,175x6,310(6,350)x2,779mm</p>		Made in Germany ⊙ double flange 7,518mm ⊙ flange width 0,473/0,456mm
	<p>Flanged Ceramic Bearing</p> <p><b>FEATURES:</b> Radial contact</p> <p><b>P/N</b> 145A    3,175x6,350x2,779mm</p>		Made in Japan ⊙ flange 7,518mm ⊙ flange width 0,450mm

	<p>GRW ® Flanged Ceramic Bearing  <b>FEATURES:</b>            Radial contact            XTRlube            XTRAlon</p> <p><b>P/N</b> 155RX    3,175x6,350x2,779mm</p>	<p><b>GRW XTRA</b> Made in Germany</p> <ul style="list-style-type: none"> <li>⊙ flange 7,518mm</li> <li>⊙ flange width 0,787mm</li> </ul> <p>Sold: 1 piece</p>
	<p>GRW ® Smooth Ceramic Bearing  <b>FEATURES:</b>            Radial contact            XTRlube            XTRAlon</p> <p><b>P/N</b> 165RX    3,175x7,938x3,571mm</p>	<p><b>GRW XTRA</b> Made in Germany</p> <p>Sold: 1 piece</p>
	<p>GRW ® Flanged Ceramic Bearing  <b>FEATURES:</b>            Radial contact            XTRlube            XTRAlon</p> <p><b>P/N</b> 175RX    3,175x6,350x2,380mm</p>	<p><b>GRW XTRA</b> Made in Germany</p> <ul style="list-style-type: none"> <li>⊙ flange 7,518mm</li> <li>⊙ flange width 0,584mm</li> </ul> <p>Sold: 1 piece</p>















# TURBINE BACKCAPS




















WARRANTY: 6 months on all functions of the product





# 05


















Models		Compatible parts
	Series 3000 T23 4000S 4000SL/T1 TS1/TS2 TM1 mini  <b>P/N A300</b>	Rotor: <b>A100C/A110C/A120C</b> Key: <b>A800</b> O-ring: <b>O700</b>
	T2 Control SN < 600 000 T1 Control SN > 502 000 SiroPURE P control  <b>P/N A310</b> Original 6000884	Rotor: <b>A140C/A141C</b> Key: <b>A810</b> Spray ring set: <b>A700</b> O-ring: <b>O700/O900</b>
	TC3 T1 Control SN < 65 000  <b>NOTE:</b> Use backcap A310 for SN > 502 000.  <b>P/N A330</b> Original 3327595	Rotor: <b>A130C</b> Key: <b>A815</b> Spray ring set: <b>A700</b> O-ring: <b>O700</b>
	T1 Control SN > 600 000 T2 Control SN > 600 000  <b>P/N A331</b> Original 6465798	Rotor: <b>A131C/A142C</b> Key: <b>A831</b> O-ring: <b>O1001</b> Washer: <b>OW170</b> Spacer: <b>OW175</b>
	T1 Control SN > 700 000 T2 Control SN > 700 000  <b>P/N A342</b> Original 6548148	Rotor: <b>A131C/A142C</b> Key: <b>A831</b> O-ring: <b>O1001</b> Washer: <b>OW170</b> Spacer: <b>OW175</b>
	T1 Control SN > 800 000 T2 Control SN > 800 000  <b>P/N A343</b> Original 6725704	Rotor: <b>A132C/A143C</b> Key: <b>A843</b> O-ring: <b>O1001</b> Washer: <b>OW170</b> Spacer: <b>OW175</b>
	T1 mini SN < 65 000  <b>NOTE:</b> Use backcap A345 for SN > 502 000.  <b>P/N A335</b>	Rotor: <b>A135C</b> Key: <b>A835</b> Spray ring set: <b>A700</b> O-ring: <b>O1001</b>
	T1 mini SN > 502 000 T2 mini SN < 600 000 T3 mini SN < 600 000 SiroPURE P mini  <b>P/N A345</b> Original 5828871	Rotor: <b>A145C</b> Key: <b>A845</b> Spray ring set: <b>A700</b> O-ring: <b>O900</b>
	T1 mini SN > 600 000 T2 mini SN > 600 000 T3 mini SN > 600 000  <b>P/N A336</b> Original 6465814	Rotor: <b>A136C/A146C</b> Key: <b>A836</b> O-ring: <b>O1001</b> Washer: <b>OW170</b> Spacer: <b>OW175</b>
	T1 mini SN > 700 000 T2 mini SN > 700 000 T3 mini SN > 700 000  <b>P/N A337</b> Original 6548163	Rotor: <b>A137C/A147C</b> Key: <b>A836</b> O-ring: <b>O1001</b> Washer: <b>OW170</b> Spacer: <b>OW175</b>

Models		Compatible parts
	<p>T1 mini SN &gt; 800 000 T2 mini SN &gt; 800 000 T3 mini SN &gt; 800 000</p> <p><b>P/N A338</b> Original 6725720</p>	<p>Rotor: <b>A138C/A148C</b> Key: <b>A838</b> O-ring: <b>O1001</b> Washer: <b>OW170</b> Spacer: <b>OW175</b></p>
	<p>T2 Racer T3 Racer SN &lt; 600 000 T4 Racer SN &lt; 600 000</p> <p><b>P/N A350</b> Original 6000892</p>	<p>Rotor: <b>A150C/A151C</b> Key: <b>A810</b> O-ring: <b>O900</b></p>
	<p>T3 Racer SN &gt; 600 000 T4 Racer SN &gt; 600 000</p> <p><b>P/N A353</b> Original 6486125</p>	<p>Rotor: <b>A153C</b> Key: <b>A860</b> O-ring: <b>O1001</b> Washer: <b>OW160</b></p>
	<p>SIROBoost</p> <p><b>P/N A355</b> Original 6401439</p>	<p>Rotor: <b>A155C</b> Key: <b>A845</b> Spray ring set: <b>A700</b> O-ring: <b>O1001</b></p>
	<p>T1 Boost SN &gt; 600 000 T2 Boost SN &gt; 600 000 T3 Boost SN &gt; 600 000</p> <p><b>P/N A360</b> Original 6465806</p>	<p>Rotor: <b>A160C/A170C</b> Key: <b>A860</b> O-ring: <b>O1001</b> Washer: <b>OW170</b></p>
	<p>T1 Boost SN &gt; 700 000 T2 Boost SN &gt; 700 000 T3 Boost SN &gt; 700 000</p> <p><b>P/N A361</b> Original 6548155</p>	<p>Rotor: <b>A161C/A171C</b> Key: <b>A860</b> O-ring: <b>O1001</b> Washer: <b>OW170</b></p>
	<p>T1 Boost SN &gt; 800 000 T2 Boost SN &gt; 800 000 T3 Boost SN &gt; 800 000</p> <p><b>P/N A362</b> Original 6725712</p>	<p>Rotor: <b>A162C/A172C</b> Key: <b>A862</b> O-ring: <b>O1001</b> Washer: <b>OW170</b> Spacer: <b>OW175</b></p>










Models		Compatible parts
	624/625 625C/625D 627/630 630A/640  <b>NOTE:</b> Thread diameter 11,90mm. Use to transfer from friction grip to push button.  <b>P/N</b> B300 Original 0.553.4041	Rotor: <b>B100C</b> Key: <b>B800</b> Fibre optic: <b>BF100</b> Coupling: <b>CK100-300</b> O-ring: <b>O700</b>
	SUPERtorque® 630 SUPERtorque® 640  <b>NOTE:</b> Thread diameter 11,60mm. Use to transfer from friction grip to push button.  <b>P/N</b> B310 Original 0.553.6511	Rotor: <b>B100C</b> Key: <b>B800</b> Fibre optic: <b>BF100</b> Coupling: <b>CK100-300</b> O-ring: <b>O700</b>
	CONTACTair® 632 BELLatorque® 633 BELLatorque® 639 BELLatorque® 642  <b>P/N</b> B320 Original 0.553.5081	Rotor: <b>B120C</b> Key: <b>B800</b> Fibre optic: <b>BF190</b> Coupling: <b>CK100-300</b> O-ring: <b>O700</b>
	SUPERtorque® 647 SUPERtorque® 650 COMPACTtorque® 636 POWERtorque® 646  <b>P/N</b> B330 Original 0.553.8061	Rotor: <b>B130C/B150C/B191C</b> Key: <b>B830</b> Fibre optic: <b>BF130</b> Coupling: <b>CK100-300</b> O-ring: <b>O700</b>
	MIRAlux® 635 MIRatorque mini® 637  <b>P/N</b> B340 Original 0.553.8491	Rotor: <b>B140C/B190C</b> Key: <b>B840</b> Fibre optic: <b>BF190</b> Coupling: <b>CK100-300</b> O-ring: <b>O700</b>
	SUPERtorque® 655 SUPERtorque® 660 GENTLEforce® 6000 GENTLEforce® 7000 SUPERtorque® 659B  <b>P/N</b> B360 Original 1.000.2076/1.000.4770	Rotor: <b>B160C/B170C/B180C</b> Key: <b>B830</b> Fibre optic: <b>BF130/BF170</b> Coupling: <b>CK100-300</b> O-ring: <b>O700/O710</b> Washer: <b>OW110/OW120/OW140</b> Water filter: <b>B1170</b>
	EXPERTtorque® E679L EXPERTtorque® E680L  <b>P/N</b> B361 Original 1.007.8903	Rotor: <b>B161C</b> Key: <b>B830</b> Coupling: <b>CK100-300</b> O-ring: <b>O710</b> Washer: <b>OW120/OW140</b>
	SMARTtorque® S609 SMARTtorque® S619 SMARTtorque® S608 SURGtorque® S459C SURGtorque® LUX S459L  <b>P/N</b> B362 Original 1.000.2076	Rotor: <b>B162C/B1625C</b> Key: <b>B830</b> Fibre optic: <b>BF170</b> Coupling: <b>CK100-300</b> O-ring: <b>O1400</b> Washer: <b>OW110</b>
	SMARTtorque® S605 SMARTtorque® S615  <b>P/N</b> B363 Original 1.007.7051	Rotor: <b>B163C</b> Key: <b>B894</b> Fibre optic: <b>BF170</b> Coupling: <b>CK100-300</b> O-ring: <b>O1400</b> Washer: <b>OW110</b>
	BELLatorque® 645  <b>P/N</b> B370 Original 0.553.7391	Rotor: <b>B120C</b> Key: <b>B800</b> Fibre optic: <b>BF190</b> Coupling: <b>CK100-300</b> O-ring: <b>O700</b>











Models		Compatible parts
	GENTLEforce® 6500 GENTLEsilence® 6500BR GENTLEsilence® 8000  <b>P/N B371</b> Original 1.003.5525	Rotor: <b>B171C/B172C</b> Key: <b>B830</b> Water filter: <b>B1170</b> Fibre optic: <b>BF170</b> Coupling: <b>CK100-300</b> O-ring: <b>O710</b> Washer: <b>OW120/OW140</b>
	MASTERtorque mini® M8700L  <b>P/N B374</b> Original 3.001.5378/3.001.8670	Rotor: <b>B174C</b> Key: <b>B894</b> Coupling: <b>CK100-300</b> O-ring: <b>O710</b> Washer: <b>OW120</b>
	GENTLEsilence mini® 4500BR EXPERTtorque® E675L EXPERTtorque® E677L GENTLElux® 5000  <b>P/N B394</b> Original 1.006.1079/1.007.7051	Rotor: <b>B194C/B197C</b> Key: <b>B894</b> Coupling: <b>CK100-300</b> O-ring: <b>O710</b> Washer: <b>OW150</b>
	MASTERtorque® M9000L MASTERtorque mini® M8900L  <b>P/N B395</b> Original 3.000.1874	Rotor: <b>B195C</b> Key: <b>B830</b> Brake ring: <b>B595</b> Coupling: <b>CK100-300</b> O-ring: <b>O710</b> Washer: <b>OW120</b>









Models		Compatible parts
	290B/295 390/393/395 695  <b>P/N</b> C300 Original	Rotor: <b>C100C</b> Key: <b>C800</b> O-ring: <b>O700</b> Washer: <b>OW130</b>
	190-BC 795/895 Trend® TC-80 BC/RM Trend® TC-95 BC/RM 398/698/798/898 Alegra® HS2003 TE-95/98  <b>P/N</b> C310 Original 02701000	Rotor: <b>C110C/C130C/C151C/C160</b> Key: <b>C810</b> O-ring: <b>O600/O700</b> Washer: <b>OW100/OW130</b>
	796  <b>P/N</b> C320 Original 02705000	Rotor: <b>C120C</b> Key: <b>C820</b> O-ring: <b>O600</b> Washer: <b>OW130</b>
	196 896  <b>P/N</b> C330 Original 02705000	Rotor: <b>C120C</b> Key: <b>C820</b> O-ring: <b>O600</b> Washer: <b>OW130</b>
	Synea® TA-96 Alegra® HS2003 TE-96  <b>P/N</b> C340 Original 03503900	Rotor: <b>C140C</b> Backcap: <b>C340</b> O-ring: <b>O600</b> Washer: <b>OW130</b> Key: <b>C820</b> Fibre optic: <b>CF150</b>
	Synea® TA-98 <b>NOTE:</b> Push button with 2 pins.  <b>P/N</b> C350 Original 03503000	Rotor: <b>C150C</b> Key: <b>C850</b> Fibre optic: <b>CF150</b> O-ring: <b>O600</b> Washer: <b>OW130</b>
	Synea® Fusion TG-98  <b>P/N</b> C352 Original 06446300	Rotor: <b>C152C/C156C</b> Key: <b>C852</b> O-ring: <b>O600</b> Washer: <b>OW130</b>
	Synea® Vision TK-98  <b>P/N</b> C353 Original 06571200	Rotor: <b>C153C</b> Key: <b>C853</b> O-ring: <b>O650</b> Washer: <b>OW160</b>
	Synea® Vision TK-100  <b>P/N</b> C354 Original 06487600	Rotor: <b>C154C</b> Key: <b>C854</b> O-ring: <b>O650</b> Washer: <b>OW160</b>
	Synea® TA-98 LED <b>NOTE:</b> Push button with 3 pins.  <b>P/N</b> C355 Original 06446300/065712001	Rotor: <b>C155C</b> Key: <b>C855</b> O-ring: <b>O600</b> Washer: <b>OW130</b>







Models		Compatible parts
	Synea® Vision® TK-97  <b>P/N C357</b> Original 06487600	Rotor: <b>C157C</b> Key: <b>C865</b> O-ring: <b>O650</b> Washer: <b>OW160</b>
	Synea® Vision® TK-94  <b>P/N C358</b> Original 06596800	Rotor: <b>C158C</b> Key: <b>C865</b> O-ring: <b>O650</b> Washer: <b>OW160</b>
	Synea® TA-97C LED/CLM Alegra® HS2009 TE-97 Synea® Fusion TG-97  <b>P/N C365</b> Original 06446400	Rotor: <b>C165C/C166C/C170C/C171C</b> Key: <b>C865</b> Fibre optic: <b>CF165</b> O-ring: <b>O600</b> Washer: <b>OW130</b>
	Alegra® HS2014 TE-97  <b>P/N C390</b> Original 06487600	Rotor: <b>C190C</b> Key: <b>C890</b> O-ring: <b>O600</b> Washer: <b>OW180</b>
	Alegra® HS2014 TE-95 Alegra® HS2014 TE-98  <b>P/N C395</b> Original 07548001	Rotor: <b>C185C/195C</b> Key: <b>C895</b> O-ring: <b>O600</b> Washer: <b>OW180</b>



Models		Compatible parts
	Black Pearl S25-L Boralina Eolia  <b>P/N</b> D300	<b>NOTE:</b> This cap replaces 009.40.23 + 009.40.24 + 009.40.30 + 009.40.25  Rotor: <b>D105C</b> Inner cap: <b>D300i</b> Inner spring: <b>D300s</b> Key: <b>D800</b> O-ring: <b>O300</b>  <b>Tech info</b> 0105
	<i>Inner cap for</i> Black Pearl  <b>NOTE:</b> D300i is to use with original backcap set.  <b>P/N</b> D300i Original 009.40.23	Rotor: <b>D105C</b> Backcap: <b>D300</b> Inner spring: <b>D300s</b> Key: <b>D815</b> O-ring: <b>O300</b>
	<i>Inner cap spring for</i> Bora Black Pearl  <b>NOTE:</b> D300s is to use with original backcap set.  <b>P/N</b> D300s Original 009.40.24	Rotor: <b>D105C</b> Backcap: <b>D300</b> Inner cap: <b>D300i</b> Key: <b>D815</b> O-ring: <b>O300</b>
	Bora S36-L Rotamax L  <b>P/N</b> D310	<b>NOTE:</b> This cap replaces 009.34.58 + 009.40.24 + 209.34.11 + 009.34.46  Rotor: <b>D115C</b> Inner cap: <b>D310i</b> Inner spring: <b>D300s</b> Key: <b>D815</b> O-ring: <b>O300</b>  <b>Tech info</b> 0105
	<i>Inner cap for</i> Bora  <b>NOTE:</b> D310i is to use with original backcap set.  <b>P/N</b> D310i Original 009.34.58	Rotor: <b>D115C</b> Backcap: <b>D310</b> Inner spring: <b>D300s</b> Key: <b>D815</b> O-ring: <b>O300</b>
	Ondine  <b>NOTE:</b> This cap replaces 009.30.62 + 009.30.63 + 009.30.64 + 009.30.65  <b>P/N</b> D320	Rotor: <b>D120C</b> Key: <b>D820</b> O-ring: <b>O700</b>
	Prestige S32-L  <b>NOTE:</b> This cap replaces 009.31.45 + 009.30.63 + 209.31.34 + 009.30.82  <b>P/N</b> D330	Rotor: <b>D130C</b> Key: <b>D835</b> O-ring: <b>O400, O500</b>
	Tornado  <b>P/N</b> D337 Original 1501835	Rotor: <b>D137C</b> Key: <b>D837</b> O-ring: <b>O2000</b> Washer: <b>OW200</b>
	Tornado S  <b>P/N</b> D338 Original 1501963	Rotor: <b>D138C</b> Key: <b>D838</b> O-ring: <b>O710</b> Washer: <b>OW120</b>

Models		Compatible parts
	Ti-Max X700L/KL/BL/SL/WL NL9000T/ST//KT/WT/BT  <b>P/N I300</b> Original P0698050	Rotor: <b>I100C</b> Key: <b>I800</b> O-ring: <b>O1000</b> Washer: <b>OW210/OW220</b>
	Ti-Max X600L/KL/BL/SL/WL NL9000S/SS/KS/WS/BS  <b>P/N I310</b> Original P0688050	Rotor: <b>I110C</b> Key: <b>I810</b> O-ring: <b>O1000</b> Washer: <b>OW210/ OW220</b>
	Ti-Max X450L/KL/SL/WL/BL  <b>P/N I315</b> Original P1078500	Rotor: <b>I115C</b> Key: <b>I815</b> O-ring: <b>O1000</b> Washer: <b>OW210/ OW220</b>
	Ti-Max X500L/KL/BL/SL/WL NL9000M/SM/KM/WM/BM  <b>P/N I320</b> Original P0678050	Rotor: <b>I120C</b> Key: <b>I820</b> O-ring: <b>O1000, O1500</b> Washer: <b>OW210, OW220</b>
	PANA-MAX PAX-TU M4 PANA-MAX PAX-TU B2  <b>P/N I330</b> Original P075050	Rotor: <b>I130C</b> Key: <b>I830</b> O-ring: <b>O1000</b> Washer: <b>OW210</b>
	PANA-MAX PAX-SU M4 PANA-MAX PAX-SU B2  <b>P/N I335</b> Original P074050	Rotor: <b>I135C</b> Key: <b>I830</b> O-ring: <b>O1000</b> Washer: <b>OW210</b>
	PANA-MAX 2 M4 PANA-MAX 2 B2 PANA-MAX 2 KV PANA-MAX 2 PTL  <b>P/N I340</b> Original P1190050	Rotor: <b>I140C</b>
	S-Max M500L/K/KL/SL/WL/BL S-Max M800L/K/KL/SL/WL/BL Pana-Max PLUS PAP-MU M4 Pana-Max PLUS PAP-MU B2  <b>P/N I345</b> Original P1001500	Rotor: <b>XI145C</b> Key: <b>I845</b>
	S-Max M600L/K/KL/SL/WL/BL Pana-Max PLUS PAP-SU M4 Pana-Max PLUS PAP-SU B2  <b>P/N I346</b> Original P1002500	Rotor: <b>XI146C/I146C</b> Key: <b>I845</b> O-ring: <b>O1510/O1520/2200</b> Washer: <b>OW110</b>
	S-Max M900L/K/KL/SL/WL/BL  <b>P/N I348</b> Original P1027500	Rotor: <b>XI148C</b>



	Models	Compatible parts
	Mach-Lite XT M Mach 2 M AW200L/AB200L AK200L/AS200L Mach QD-M NL75/85 Mach Lite M  <b>P/N I350</b> Original P047050	Rotor: <b>XI150C</b>
	Mach-Lite XT S Mach 2 S AW300L/AB300L AK300L/AS300L Mach QD-S NL75/85 Mach Lite S  <b>P/N I351</b> Original P040050	Rotor: <b>XI150C</b> O-ring: <b>O1510/O1520/2200</b> Washer: <b>OW110</b>
	Mach-Lite XT T Mach 2 T AW400L/AB400L AK400L/AS400L Mach QD-T NL75/85 Mach Lite T  <b>P/N I352</b> Original P042050	Rotor: <b>XI152C</b>
	Ti-Max Z800/L/KL/SL/WL/BL  <b>P/N I365</b> Original P1051050	Rotor: <b>I165C</b> Key: <b>I865</b> O-ring: <b>O1000</b> Washer: <b>OW210</b>
	Ti-Max Z900/L/KL/SL/WL/BL  <b>P/N I366</b> Original P1052050	Rotor: <b>I166C</b> Key: <b>I866</b> O-ring: <b>O1000</b> Washer: <b>OW210</b>
	A500/L AK500L/AS500L AW500L/AB500L Ti-Max NL95 M  <b>P/N I380</b> Original P057050	Rotor: <b>XI180C</b>
	A600/L AK600L/AS600L AW600L/AB600L Ti-Max NL95 S  <b>P/N I381</b> Original P058050	Rotor: <b>XI181C</b> O-ring: <b>O1510/O1520/2200</b>
	A700/L AK700L/AS700L AW700L/AB700L Ti-Max NL95 T  <b>P/N I382</b> Original P059050	Rotor: <b>XI182C</b>

Models		Compatible parts
	Hi Power M Clean Air 2000/2000R Titanium Power Cleanlight 2000/2000R  <b>P/N G300</b> Original F633F03R0	Rotor: <b>G100C</b> Key: <b>G800</b> O-ring: <b>O800</b>
	Silent Power Gold Hi Power Light Titanium Gold Titanium Gold 2  <b>P/N G310</b> Original F699F30R0	Rotor: <b>G110C/G120C</b> O-ring: <b>O800</b> Key: <b>G810</b>
	Silent Power Silver 2/2L/4L/4L-K Hi Power Ceramic Hi Power Ceramic 2 *original P/N F699F40R0  <b>P/N G320</b> Original F699F40R0	Rotor: <b>G110C/G120C</b> O-ring: <b>O800</b> Key: <b>G810</b>
	Silent Power Gold Miniature Titanium Gold 2M  <b>P/N G330</b> Original F697A10P0	Rotor: <b>G130C</b> Key: <b>G850</b> O-ring: <b>O800</b>
	Silent Power EVO 2/2L/4L/4LK  <b>P/N G340</b> Original 95529229	Rotor: <b>G140C</b> Key: <b>G840</b> O-ring: <b>O800</b> Washer: <b>OW110</b>
	Silent Power EVO Miniature/Miniature K  <b>P/N G350</b> Original 95529231	Rotor: <b>G150C</b> Key: <b>G850</b> O-ring: <b>O800</b> Washer: <b>OW110</b>

## &gt; Backcaps compatible with BA International ®

Models		Compatible parts
 <p>P/N <b>P300</b></p>	BA525 Optima	Rotor: <b>P170C</b> O-ring: <b>O1000</b> Washer: <b>OW120</b>
 <p>P/N <b>P310</b></p>	BA755 Ultimate Power +	Rotor: <b>P150C/P151C</b> O-ring: <b>O700/O900</b> Washer: <b>OW170</b> Key: <b>A845</b>


## &gt; Backcaps compatible with Beyes ®

Models		Compatible parts
 <p>P/N <b>K300</b></p>	BEYES Airlight M800-M	Rotor: <b>K100C</b> Key: <b>K800</b> O-ring: <b>O1000</b> Backcap: <b>K300</b>
 <p>P/N <b>K310</b></p>	BEYES Airlight M800-S	Rotor: <b>K110C</b> Key: <b>K800</b> O-ring: <b>O1000</b> Backcap: <b>K300</b>

## &gt; Backcaps compatible with Faro ®

Models		Compatible parts
 <p>P/N <b>J300</b></p>	S-400	Rotor: <b>J100C</b> Key: <b>J800</b>
 <p>P/N <b>J310</b></p>	Trilogy	Rotor: <b>J110C</b>
 <p>P/N <b>J340</b></p>	MT02 L	Rotor: <b>J140C</b> Key: <b>J840</b> O-ring: <b>O1400</b> Washer: <b>OW110</b>

## > Backcaps compatible with Morita®

Models		Compatible parts
<p><b>COMING SOON</b></p>	<p>TwinPower PAR-4HEX-O</p> <p><b>P/N</b> M300</p>	<p>Rotor: <b>M100C</b> Key: <b>M800</b> O-ring: <b>O600</b></p>
<p><b>NEW</b></p> 	<p>TwinPower PAR-4HX-O</p> <p><b>P/N</b> M310</p>	<p>Rotor: <b>M110C</b> O-ring: <b>O600</b></p>
<p><b>COMING SOON</b></p>	<p>TwinPower PAR-4HUEX-O</p> <p><b>P/N</b> M320</p>	<p>Rotor: <b>M120C</b> O-ring: <b>O600</b></p>

## > Backcaps compatible with Star®

Models		Compatible parts
	<p>430</p> <p><b>P/N</b> F300</p>	<p>Rotor: <b>F100C</b> Key: <b>F800</b> O-ring: <b>O100</b> Washer: <b>OW240</b> Backcap: <b>F300</b></p>

# TURBINE REPAIR TOOLS













WARRANTY: 6 months on all functions of the product

# 05





	Models	Compatible parts
	Series 3000 T23 4000S 4000SL/T1 TS1/TS2  <b>P/N A800</b>	Rotor: <b>A100C/A110C/A120C</b> Backcap: <b>A300</b> O-ring: <b>O700</b>
	T2 Control SN < 600 000 T1 Control SN > 502 000 SiroPURE P control T1 mini SN < 65 000 T2 Racer T3 Racer T4 Racer  <b>P/N A810</b>	Rotor: <b>A135C/140C/A141C/A150C/A151C</b> Backcap: <b>A310/A335/A350</b> Spray ring set: <b>A700</b> O-ring: <b>O700/O900/O1001</b>
	T1 Control SN < 65 000 TC3  <b>P/N A815</b>	Rotor: <b>A130C</b> Backcap: <b>A330</b> Spray ring set: <b>A700</b> O-ring: <b>O700</b>
	T1 Control SN > 600 000 & > 700 000 T2 Control SN > 600 000 & > 700 000  <b>P/N A831</b>	Rotor: <b>A131C/A142C</b> Backcap: <b>A331</b> O-ring: <b>O1001</b> Washer: <b>OW170</b> Spacer: <b>OW175</b>
	T1 Control SN > 800 000 T2 Control SN > 800 000  <b>P/N A843</b>	Rotor: <b>A143C</b> Backcap: <b>A343</b> O-ring: <b>O1001</b> Washer: <b>OW170</b> Spacer: <b>OW175</b>
	T1 Control mini SN < 65 000  <b>P/N A835</b>	Rotor: <b>A135C</b> Backcap: <b>A335</b> O-ring: <b>O1001</b>
	T2 mini SN < 600 000 T3 mini SN < 600 000 SIROBoost  <b>P/N A845</b>	Rotor: <b>A145C</b> Backcap: <b>A345/A355</b> Spray ring set: <b>A700</b> O-ring: <b>O900</b>
	T1 mini SN > 600 000 & > 700 000 T2 mini SN > 600 000 & > 700 000 T3 mini SN > 600 000 & > 700 000  <b>P/N A836</b>	Rotor: <b>A136C/A137C/A146C/A147C</b> Backcap: <b>A336/A337</b> O-ring: <b>O1001</b> Washer: <b>OW170</b> Spacer: <b>OW175</b>
	T1 mini SN > 800 000 T2 mini SN > 800 000 T3 mini SN > 800 000  <b>P/N A838</b>	Rotor: <b>A138C</b> Backcap: <b>A338</b> O-ring: <b>O1001</b> Washer: <b>OW170</b> Spacer: <b>OW175</b>
	T1 Boost SN > 600 000 & > 700 000 T2 Boost SN > 600 000 & > 700 000 T3 Boost SN > 600 000 & > 700 000 T3 Racer SN > 600 000 T4 Racer SN > 600 000  <b>P/N A860</b>	Rotor: <b>A160C/A161C/A170C/A171C</b> Backcap: <b>A353/A360/A361</b> O-ring: <b>O1001</b> Washer: <b>OW160/OW170</b>

## Models

## Compatible parts



T1 Boost SN > 800 000  
 T2 Boost SN > 800 000  
 T3 Boost SN > 800 000

**P/N** A862

Rotor: **A162C**  
 Backcap: **A362**  
 O-ring: **O1001**  
 Washer: **OW170**  
 Spacer: **OW175**

## > Other repair tools

## Models

## Compatible parts



*Tool for SIRONA ®*  
 suitable to open spray ring set on most  
 turbines & contra angles

**P/N** AL8000 Original 6259605







⊙ Sleeve: **5863167**  
 ⊙ Extracting tool: **5863175**  
 ⊙ Spray key: **5857052**  
 Spray ring set: **A700**  
 Many models











**COMING  
 SOON**

*Cleaning wire for SIRONA ®*  
 suitable to clean spray holes on most  
 turbines & contra angles

**P/N** AL8004 Original 2400232









Models				Compatible parts
	624/625/625C/625D/627 SUPERtorque® 630 SUPERtorque® 640 CONTACTair® 632 BELLAtorque® 633 BELLAtorque® 639 BELLAtorque® 642 <b>P/N B800</b>	BELLAtorque® 645		Rotor: <b>B100C/B120C</b> Backcap: <b>B300/B310/B320</b> Fibre optic: <b>BF100</b> Coupling: <b>CK100-300</b> O-ring: <b>O700</b> Fibre optic: <b>BF190</b>
	SUPERtorque® 650 SUPERtorque® 647B SUPERtorque® 655 SUPERtorque® 659B SUPERtorque® 660B GENTLEforce® 6000 GENTLEforce® 7000 <b>P/N B830</b>	GENTLEsilence® 6500 GENTLEsilence® 6500BR GENTLEsilence® 8000 COMPACTtorque® 636 POWERtorque® 646 MASTERtorque® M9000L MASTERtorque® M8900L	EXPERTtorque® E679L EXPERTtorque® E680L SMARTtorque® S609 SMARTtorque® S619	Rotor: <b>B130C/B150C/B160C/B161C/B162C/B1625C/B170C/B171C/B172C/B175C/180C/B191C/B195C</b> Backcap: <b>B330/B360/B361/B362/B371/B375/B393/B395</b> Fibre optic: <b>BF130/BF170</b> Coupling: <b>CK100-300</b> O-ring: <b>O700/O710/O1400</b> Washer: <b>OW110/OW120/OW140</b>
	MIRAlux® 635 MIRAtorque mini® 637 <b>P/N B840</b>			Rotor: <b>B140C/B190C</b> Backcap: <b>B340</b> Fibre optic: <b>BF190</b> Coupling: <b>CK100-300</b> O-ring: <b>O700</b>
	GENTLEsilence mini® 4500BR SMARTtorque mini® S605 SMARTtorque mini® S615 EXPERTtorque® E675 EXPERTtorque® E677 MASTERtorque® M8700 GENTLElux mini® 5000 <b>P/N B894</b>			Rotor: <b>B163C/174C/B194C/B197C</b> Backcap: <b>B374/B394</b> Coupling: <b>CK100-300</b> O-ring: <b>O710/O1400</b> Washer: <b>OW110/OW120/OW150</b> Fibre optic: <b>BF170</b>









	Models	Compatible parts
	290B 295 390 393 395 695  <b>P/N C800</b>	Rotor: <b>C100C</b> Backcap: <b>C300</b> O-ring: <b>O700</b> Washer: <b>OW130</b>
	190-BC 795/895 398/698/798/898 Trend® TC-80 BC/RM Trend® TC-95 BC/RM Alegra® HS2003 TE-95/98  <b>P/N C810</b>	Rotor: <b>C110C/C130C/C151C/C160</b> Backcap: <b>C310</b> O-ring: <b>O600/O700</b> Washer: <b>OW100/OW130</b>
	196 796 896  <b>P/N C820</b>	Rotor: <b>C120C/C140C</b> Backcap: <b>C320/C340</b> O-ring: <b>O600</b> Washer: <b>OW130</b> Fibre optic: <b>CF150</b>
	Synea® TA-98  <b>P/N C850</b>	Rotor: <b>C150C</b> Backcap: <b>C350</b> Fibre optic: <b>CF150</b> O-ring: <b>O600</b> Washer: <b>OW130</b>
	Synea® Fusion TG-98  <b>P/N C852</b>	Rotor: <b>C152C/C156C</b> Backcap: <b>C352</b> O-ring: <b>O600</b> Washer: <b>OW130</b>
	Synea® Vision TK-98  <b>P/N C853</b>	Rotor: <b>C153C</b> Backcap: <b>C353</b> O-ring: <b>O650</b> Washer: <b>OW160</b>
	Synea® Vision TK-100  <b>P/N C854</b>	Rotor: <b>C154C</b> Backcap: <b>C354</b> O-ring: <b>O650</b> Washer: <b>OW160</b>
	Synea® TA-98 LED  <b>P/N C855</b>	Rotor: <b>C155C</b> Backcap: <b>C355</b> O-ring: <b>O600</b> Washer: <b>OW130</b>
	Synea® TK-94  <b>P/N C858</b>	Rotor: <b>C158C</b> Backcap: <b>C358</b> O-ring: <b>O650</b> Washer: <b>OW160</b>
	Synea® TA-97C LED/CLM Alegra® HS2009 TE-97 Synea® Fusion TG-97 Synea® Vision TK-97  <b>P/N C865</b>	Rotor: <b>C157C/C165C/C166C/C170C/C171C</b> Backcap: <b>C357/C365</b> Fibre optic: <b>CF165</b> O-ring: <b>O600</b> Washer: <b>OW130</b>

	Models	Compatible parts
	<p>Alegra® HS2014 TE-97</p> <p><b>P/N</b> C890</p>	<p>Rotor: C190C                      Backcap: C390                      O-ring: O600                      Washer: OW180</p>
	<p>Alegra® HS2014 TE-95                      Alegra® HS2014 TE-98</p> <p><b>P/N</b> C895</p>	<p>Rotor: C185C/195C                      Backcap: C395                      O-ring: O600                      Washer: OW180</p>



Turbine keys compatible with W&H ®

Models		Compatible parts
	Black Pearl S25-L Boralina Eolia  <b>NOTE:</b> Compatible with backcap D300.  <b>P/N D800</b>	Rotor: <b>D105C</b> Backcap: <b>D300</b> Inner cap: <b>D300i</b> Inner spring: <b>D300s</b> O-ring: <b>O300</b>
	Bora S36-L  <b>NOTE:</b> Compatible with backcap D310 & original.  <b>P/N D815</b>	Rotor: <b>D115C</b> Backcap: <b>D310</b> Inner cap: <b>D310i</b> Inner spring: <b>D300s</b> Key: <b>D815</b> O-ring: <b>O300</b>
	Ondine   <b>P/N D820</b>	Rotor: <b>D120C</b> Backcap: <b>D320</b> O-ring: <b>O700</b>
	Prestige S32-L  <b>NOTE:</b> Compatible with backcap D330 & original.  <b>P/N D835</b>	Rotor: <b>D130C</b> Backcap: <b>D330</b> O-ring: <b>O400, O500</b>
	Tornado   <b>P/N D837</b>	Rotor: <b>D137C</b> Backcap: <b>D337</b> O-ring: <b>O2000</b> Washer: <b>OW200</b>
<b>NEW</b> 	Tornado S   <b>P/N D838</b>	Rotor: <b>D138C</b> Backcap: <b>D338</b> O-ring: <b>O710</b> Washer: <b>OW120</b>

Models		Compatible parts
	Ti-Max X700/L NL9000T/ST//KT/WT/BT  <b>P/N I800</b>	Rotor: <b>I100C</b> Backcap: <b>I300</b> O-ring: <b>O1000</b> Washer: <b>OW210/OW220</b>
	Ti-Max X600L/KL/BL/SL/WL NL9000S/SS/KS/WS/BS PANA-MAX2  <b>P/N I810</b>	Rotor: <b>I110C</b> Backcap: <b>I310</b> O-ring: <b>O1000</b> Washer: <b>OW210/ OW220</b>
	Ti-Max X450L/KL/SL/WL/BL  <b>P/N I815</b>	Rotor: <b>I115C</b> Backcap: <b>I315</b> O-ring: <b>O1000</b> Washer: <b>OW210/ OW220</b>
	Ti-Max X500L/KL/BL/SL/WL NL9000M/SM/KM/WM/BM  <b>P/N I820</b>	Rotor: <b>I120C</b> Backcap: <b>I320</b> O-ring: <b>O1000, O1500</b> Washer: <b>OW210, OW220</b>
	PANA-MAX PAX-TU M4 PANA-MAX PAX-TU B2 PANA-MAX PAX-SU M4 PANA-MAX PAX-SU B2  <b>P/N I830</b>	Rotor: <b>I130C</b> Backcap: <b>I330/I335</b> O-ring: <b>O1000</b> Washer: <b>OW210</b>
	S-Max M500L/K/KL/SL/WL/BL S-Max M600L/K/KL/SL/WL/BL Pana-Max PLUS PAP-MU M4 Pana-Max PLUS PAP-MU B2 Pana-Max PLUS PAP-SU M4 Pana-Max PLUS PAP-SU B2  <b>P/N I845</b>	Rotor: <b>XI145C/146C/I146C</b> Backcap: <b>I345/I346</b> O-ring: <b>O1510/O1520/2200</b> Washer: <b>OW110</b>
	Ti-Max Z800/L/KL/SL/WL/BL  <b>P/N I865</b>	Rotor: <b>I165C</b> Backcap: <b>I365</b> O-ring: <b>O1000</b> Washer: <b>OW210</b>
	Ti-Max Z900/L/KL/SL/WL/BL  <b>P/N I866</b>	Rotor: <b>I166C</b> Backcap: <b>I366</b> O-ring: <b>O1000</b> Washer: <b>OW210</b>





	Models	Compatible parts
	Hi Power M Clean Air 2000/2000R Titanium Power Cleanlight 2000/2000R  <b>P/N G800</b>	Rotor: <b>G100C</b> Backcap: <b>G300</b> O-ring: <b>O800</b>
	Silent Power Gold Hi Power Light Titanium Gold Titanium Gold 2 Silent Power Silver 2/2L/4L/4L-K Hi Power Ceramic Hi Power Ceramic 2  <b>P/N G810</b>	Rotor: <b>G110C/G120C</b> Backcap: <b>G310/G320</b> O-ring: <b>O800</b>
	Silent Power EVO 2/2L/4L/4LK   <b>P/N G840</b>	Rotor: <b>G140C</b> Backcap: <b>G340</b> O-ring: <b>O800</b> Washer: <b>OW110</b>
	Silent Power Gold Miniature Silent Power EVO Miniature/Miniature K Titanium Gold 2M  <b>P/N G850</b>	Rotor: <b>G150C</b> Backcap: <b>G350</b> O-ring: <b>O800</b> Washer: <b>OW110</b>

## &gt; Turbine keys compatible with Star ®

Models		Compatible parts
 <p>430</p> <p><b>P/N</b> F800</p>		Rotor: <b>F100C</b> Backcap: <b>F300</b> O-ring: <b>O100</b> Washer: <b>OW240</b> Backcap: <b>F300</b>



## &gt; Turbine keys compatible with Faro ®

Models		Compatible parts
 <p>S-400</p> <p><b>P/N</b> J800</p>		Rotor: <b>J100C</b> Backcap: <b>J300</b>
 <p>Trilogy MT02 L</p> <p><b>P/N</b> J840</p>		Rotor: <b>J140C</b> Backcap: <b>J340</b> O-ring: <b>O1400</b> Washer: <b>OW110</b>

## &gt; Turbine keys compatible with Morita ®


Models		Compatible parts
 <p>TwinPower PAR-4HEX-O</p> <p><b>P/N</b> M800</p>		Rotor: <b>M100C</b> Backcap: <b>M300</b> O-ring: <b>O600</b>

## &gt; Turbine keys compatible with B.A. International ®

Models		Compatible parts
 <p>BA</p> <p><b>P/N</b> A815</p>		Rotor: / Backcap: / O-ring: / Washer: /
 <p>BA 755 Ultimate Power +</p> <p><b>P/N</b> A845</p>		Rotor: <b>P150C/P151C</b> Backcap: <b>P310</b> O-ring: <b>O700/O900</b> Washer: <b>OW170</b>

## &gt; Turbine keys compatible with Beyes ®

Models	Compatible parts
	<p data-bbox="480 405 608 450">Airlight M800-M Airlight M800-S</p> <p data-bbox="480 555 580 582"><b>P/N</b> K800</p>
	<p data-bbox="1286 405 1442 488">Rotor: <b>K100C</b> Backcap: <b>K300/K310</b> O-ring: <b>O1000</b> Backcap: <b>K300</b></p>







# O-RINGS & WASHERS










WARRANTY: 6 months on all functions of the product

# 06










## &gt; O-rings compatible with Sirona®

	<p><i>O-ring for</i>  T1 Control SN &gt; 600 000  T1 Mini SN &gt; 600 000  T2 Control SN &lt; 600 000  T2 Mini SN &lt; 600 000  T3 Mini SN &lt; 600 000  T2 Racer</p> <p><b>P/N</b> <b>O900</b> Original 5829416</p>	T3 Racer SN < 600 000 SIROPure P Control SIROPure P Racer SIROPure P Mini	Material: <b>PERFORM60</b>  Sold: 1 piece
	<p><i>O-ring for</i>  Quick-change coupling F  Quick-change coupling R  Spray nozzle for Sirona connection</p> <p><b>P/N</b> <b>O901</b> Original 1891840</p>		Material: <b>PERFORM60</b>  Sold: Set of 4 pieces
	<p><i>O-ring for</i>  Motor BL / BL SO / BL ISO C/E/S  Motor SL / SL ISO  Motor EL1  Motor S8</p> <p><b>P/N</b> <b>O950</b> Original 5860390</p>		Material: <b>S-70</b>  Sold: Set of 4 pieces.
	<p><i>O-ring for</i>  SIROBoost  T1/T2/T3 Control SN &gt; 600 000  T1/T2/T3 Control SN &gt; 700 000  T1/T2/T3 Control SN &gt; 800 000  T1/T2/T3 Boost SN &gt; 600 000  T1/T2/T3 Boost SN &gt; 700 000</p> <p><b>P/N</b> <b>O1001</b> Original 6273747</p>	T1/T2/T3 Boost SN > 800 000 T1/T2/T3 Mini SN > 600 000 T1/T2/T3 Mini SN > 700 000 T1/T2/T3 Mini SN > 800 000 T3 Racer SN > 600 000	Material: <b>PERFORM60</b>  Sold: 1 piece
	<p><i>O-ring for</i>  Neck of turbine head many models  Intermediate shaft of most contra-angles</p> <p><b>P/N</b> <b>O2300</b> Original 7043946</p>		Material: <b>S-70</b>  Sold: 1 piece
	<p>Piece of hose for  Air tubes of most handpieces  Water tube of most handpieces</p> <p><b>P/N</b> <b>AL3500</b> Original 6328236</p>		Material: <b>SILICONE</b>  Sold: Set of 10 pieces
	<p>Valve for  Many models of contra angles  Many models of straight handpieces</p> <p><b>P/N</b> <b>AL3600</b> Original 3328015</p>		Sold: 1 piece










## > Washers compatible with Sirona®






	<p><i>Wavy washer for</i> T1/T2/T3 mini SN &gt; 600 000 &amp; 700 000 &amp; 800 000 T1/T2/T3 boost SN &gt; 600 000 &amp; 700 000 &amp; 800 000 T1/T2 control SN &gt; 600 000 &amp; 700 000 &amp; 800 000</p> <p><b>P/N OW170</b> Original 6367648</p>	Sold: 1 piece
	<p><i>Wavy washer for</i> T3/T4 Racer SN &gt; 600 000</p> <p><b>P/N OW160</b> Original 6339993</p>	Sold: 1 piece
	<p><i>Flat washer for</i> T1 Line C200 L mini SN &gt; 65 000 T1 Classic S200 L mini SN &gt; 30 000</p> <p><b>P/N OW400</b> Original 6274851</p>	Sold: 1 piece
	<p><i>Wavy washer for</i> Many models</p> <p><b>P/N OW410</b> Original 5930925</p>	Sold: 1 piece










## &gt; O-rings compatible with Kavo ®

	<p>O-ring for Most models of turbines.</p> <p><b>P/N</b> <b>O700</b> Original 0.200.6172</p>	<p>Material: <b>PERFORM60</b></p> <p>Sold: 1 piece</p>
	<p>O-ring for GENTLEforce® 7000 GENTLEsilence® 8000 GENTLEforce® 6000 GENTLEsilence® 6500</p> <p><b>P/N</b> <b>O710</b></p>	<p>Material: <b>PERFORM60</b></p> <p>Sold: 1 piece</p>
	<p>O-ring for SMARTtorque® S609 SMARTtorque® S619 SMARTtorque mini® S605 SMARTtorque mini® S615</p> <p><b>P/N</b> <b>O1400</b> Original 1.002.1149</p>	<p>Material: <b>PERFORM60</b></p> <p>Sold: 1 piece</p>
	<p>O-ring for Coupling MULTIflex® 460E Coupling MULTIflex® LUX 465LRN Coupling MULTIflex® LUX 465LED</p> <p><b>NOTE:</b> 1 set consists of 3x large, 2x small o-rings.</p> <p><b>P/N</b> <b>O750</b> Original 1.004.2776 / 1.004.2775</p>	<p>Material: <b>PERFORM60</b></p> <p>Sold: Set of 5 pieces.</p>
	<p>O-ring for Coupling MULTIflex® 460E Coupling MULTIflex® LUX 465LRN Coupling MULTIflex® LUX 465LED</p> <p><b>P/N</b> <b>OCK1</b> Original 1.004.2776</p>	<p>Material: <b>PERFORM60</b></p> <p>Sold: 1 piece</p>
	<p>O-ring for Coupling MULTIflex® 460E Coupling MULTIflex® LUX 465LRN Coupling MULTIflex® LUX 465LED</p> <p><b>P/N</b> <b>OCK2</b> Original 1.004.2775</p>	<p>Material: <b>PERFORM60</b></p> <p>Sold: 1 piece</p>
	<p>O-ring for 181CB/181DB INTRA LUX K190/K200/K201 INTRA LUX KL700/KL701/KL702/KL703 + other models</p> <p><b>P/N</b> <b>O2100</b> Original 0.200.6120</p>	<p>Material: <b>PERFORM60</b></p> <p>Sold: Set of 4 pieces</p>
	<p>O-ring for Water tube in couplings. Water tube in air polishers</p> <p><b>P/N</b> <b>O2400</b> Original 0.200.6062</p>	<p>Material: <b>VITON</b></p> <p>Sold: 1 piece</p>
	<p>O-ring for turbine spray larger size</p> <p><b>P/N</b> <b>O2500</b> Original 0.200.6176</p>	<p>Material: <b>VITON</b></p> <p>Sold: 1 piece</p>









	<p><i>O-ring for turbine spray smaller size</i></p> <p><b>P/N</b> <b>O2550</b> Original 0.200.6175</p>	<p>Material: <b>VITON</b></p> <p>Sold: 1 piece</p>
	<p><i>O-ring for many models</i> Air tubes Spray tube</p> <p><b>P/N</b> <b>O2600</b> Original 0.200.6099</p>	<p>Material: <b>VITON</b></p> <p>Sold: 1 piece</p>
	<p><i>O-ring for idler/intermediate shaft</i> MASTERmatic® LUX M25L MASTERmatic® LUX M05L GENTLEpower® 25LP/LPA INTRAmatic® 25LH/LHA + many other models</p> <p><b>P/N</b> <b>O730</b> Original 0.200.6045</p>	<p>Material: <b>VITON</b></p> <p>Sold: 1 piece</p>
	<p><i>O-ring for spray tube on head side</i> MASTERmatic® LUX M25L MASTERmatic® LUX M05L GENTLEpower® 25LP/LPA EXPERTmatic® E25/E25L + many other models</p> <p><b>P/N</b> <b>O740</b> Original 1.001.3289</p>	<p>Material: <b>VITON</b></p> <p>Sold: 1 piece</p>
	<p><i>O-ring for spray tube on rear side</i> MASTERmatic® LUX M25L MASTERmatic® LUX M05L GENTLEpower® 25LP/LPA EXPERTmatic® E25/E25L + many other models</p> <p><b>P/N</b> <b>O745</b> Original 1.003.4929</p>	<p>Material: <b>VITON</b></p> <p>Sold: 1 piece</p>

## &gt; Washers compatible with Kavo ®







	<p>Wavy washer for            SUPERTorque® 655            SUPERTorque® 660            GENTLEforce® 6000            GENTLEforce® 7000            SMARTtorque mini® S605            SMARTtorque mini® S615</p> <p><b>P/N OW110</b> Original 1.001.5032</p>	SMARTtorque® S609 SMARTtorque® S619	Sold: 1 piece
	<p>Wavy washer for            GENTLesilence® 6500            GENTLesilence® 8000            MASTERtorque® M9000            EXPERTtorque® E677L Back            EXPERTtorque® E680L Front</p> <p><b>P/N OW120</b> Original 1.003.5900</p>		Sold: 1 piece
	<p>Wavy washer for            GENTLesilence® 6500            EXPERTtorque® E677L Front            EXPERTtorque® E680L Back</p> <p><b>P/N OW140</b> Original 1.003.7576</p>		Sold: 1 piece
	<p>Wavy washer for            GENTLEmini® 5000</p> <p><b>P/N OW150</b> Original 1.001.6391</p>		Sold: 1 piece
	<p>Wavy washer for            MASTERmatic® LUX M25L            MASTERmatic® LUX M05L</p> <p><b>P/N OW125</b> Original 1.009.3643</p>		Sold: 1 piece
	<p>Wavy washer for            GENTLEpower® 25LP/LPA            EXPERTmatic® E25/E25L</p> <p><b>P/N OW135</b> Original 1.001.2987</p>		Sold: 1 piece












## &gt; O-rings compatible with W&amp;H ®


	<p>O-ring for Most models of turbines.</p> <p><b>P/N</b> O600 Original 01066001</p>	<p>Material: <b>PERFORM60</b></p> <p>Sold: 1 piece</p>
	<p>O-ring for Synea® Vision TK-94 Synea® Vision TK-97 Synea® Vision TK-98 Synea® Vision TK-100</p> <p><b>P/N</b> O650 Original 06849600</p>	<p>Material: <b>PERFORM60</b></p> <p>Sold: 1 piece</p>
	<p>O-ring for Roto-quick RA-24 Roto-quick RA-25</p> <p><b>P/N</b> O601 Original 02060100</p>	<p>Material: <b>PERFORM60</b></p> <p>Sold: Set of 4 pieces</p>
	<p>O-ring for Roto-quick RQ-14 Roto-quick RQ-24</p> <p><b>NOTE:</b> 1 set consists of 2x large, 1x small o-rings.</p> <p><b>P/N</b> O602 Original 02060100 / 02060200</p>	<p>Material: <b>PERFORM60</b></p> <p>Sold: Set of 3 pieces</p>
	<p>O-ring for Synea® WA-99 SN *till 2007 Synea® Fusion WG-99 LED G/LT SN &lt; 07801 Synea® Fusion WG-99 LED G/LT SN &lt; 01818 Alegra® WE-99 A/LED G Synea® WA-56 SN *till 2007 Alegra® WE-56 LED/E/A</p> <p><b>P/N</b> O603 Original 03811100</p> <p>Alegra® HS2009 TE-98 Alegra® HS2009 TE-97 WI-75 E/KM WI-75 LED G WS-75 E/KM WS-75 L G WS-75 LED G WS-75 L G</p>	<p>Material: <b>PERFORM60</b></p> <p>Sold: 1 piece</p>
	<p>O-ring for Synea® WA-99 SN *till 2007 Synea® WA-99 SN *from 2007</p> <p><b>P/N</b> O604 Original 03816700</p>	<p>Sold: 1 piece</p>
	<p>O-ring for Alegra® WE-99 A/LED G Alegra® WE-56 A/LED G Synea® WA-99 Synea® WA-56 Synea® WA-66 Fusion® WG-99LT SN &gt; 007802</p> <p><b>P/N</b> O606 Original 03811800</p> <p>Fusion® WG-99 A SN &gt; 001818 Fusion® WG-56 SN &gt; 002461 Synea® Vision WK-56 SN &lt; 04013</p>	<p>Sold: 1 piece</p>
	<p>O-ring for Fusion® WG-99LT SN &gt; 007802 Fusion® WG-99 A SN &gt; 001818 Synea® Vision WK-99 SN</p> <p><b>P/N</b> O610 Original 06812900</p>	<p>Sold: 1 piece</p>

## > Washers compatible with W&H ®



	<p>Wavy washer for many models</p> <p><b>P/N OW130</b> Original 02749408</p>	Sold: 1 piece
	<p>Wavy washer for Synea® Vision TK-94 Synea® Vision TK-97 Synea® Vision TK-98 Synea® Vision TK-100</p> <p><b>P/N OW160</b> Original 06857600</p>	Sold: 1 piece
	<p>Wavy washer for Alegra® HS2014 TE-95 Alegra® HS2014 TE-97 Alegra® HS2014 TE-98</p> <p><b>P/N OW180</b></p>	Sold: 1 piece
	<p>Wavy washer for Alegra® HS2003 TE-95/98 Alegra® HS2009 TE-95/98 Alegra® TE-98 LED G Brasil SN&gt;100001 Alegra® TE-98 LED G SN&gt;102298 Alegra® TE-98 LED G A-dec</p> <p><b>P/N OW100</b> Original 04955000</p>	Sold: 1 piece
	<p>Wavy washer for Many models</p> <p><b>P/N OW190</b> Original 01923700</p>	Sold: 1 piece
	<p>Flat washer for Many models</p> <p><b>P/N OW195</b> Original 01924300</p>	Sold: 1 piece

## &gt; O-rings &amp; Washers compatible with Bien Air ®

	<p>O-ring for Bora Black Pearl Eolia</p> <p><b>P/N</b> O300 Original 705.01.81</p>	<p>Material: <b>PERFORM60</b></p> <p>Sold: 1 piece</p>
	<p>O-ring for Prestige Large</p> <p><b>P/N</b> O400 Original 705.02.35</p>	<p>Material: <b>PERFORM60</b></p> <p>Sold: 1 piece</p>
	<p>O-ring for Prestige Small</p> <p><b>P/N</b> O500 Original 705.02.39</p>	<p>Material: <b>PERFORM60</b></p> <p>Sold: 1 piece</p>
	<p>O-ring for Unifix coupling</p> <p><b>NOTE:</b> 1 set consists of 2x large, 1x small o-rings.</p> <p><b>P/N</b> O550</p>	<p>Material: <b>PERFORM60</b></p> <p>Sold: Set of 3 pieces</p>
	<p>O-ring for MC3</p> <p><b>P/N</b> O1200 Original 011.35.28 (1300967) / 705.02.91 (1300145)</p>	<p>Material: <b>PERFORM60</b></p> <p>Sold: 1 piece</p>
	<p>O-ring for Tornado</p> <p><b>P/N</b> O2000 Original 1306347</p>	<p>Material: <b>PERFORM60</b></p> <p>Sold: 1 piece</p>
	<p>O-ring for many models</p> <p><b>P/N</b> O1250 Original 705.02.07 / 1300467</p>	<p>Sold: 1 piece</p>
	<p>O-ring for many models</p> <p><b>P/N</b> O310 Original 1307270</p>	<p>Sold: 1 piece</p>
	<p>O-ring for many models</p> <p><b>P/N</b> O320 Original 1307271</p>	<p>Sold: 1 piece</p>










Models		Compatible parts
	<p>O-ring for water tubes for many models</p> <p><b>P/N O340</b> Original 705.02.46 / 1300427</p>	<p>Sold: Set of 2 pieces</p>

## > Washers compatible with Bien Air ®

	<p>Wavy washer for Tornado</p> <p><b>P/N OW200</b> Original 1306000</p>	<p>Sold: 1 piece</p>
	<p>Teflon washer for Bora Tornado X</p> <p><b>P/N OW300</b> Original 009.34.52</p>	<p>Sold: 1 piece</p>
	<p>Teflon washer for Bora Tornado X</p> <p><b>P/N OW310</b> Original 009.34.56</p>	<p>Sold: 1 piece</p>



## &gt; O-rings &amp; Washers compatible with NSK ®

	<p>O-ring for Most models of turbines.</p> <p><b>P/N</b> O1000 Original 0319063100</p>	<p>Material: <b>PERFORM60</b></p> <p>Sold: 1 piece</p>
	<p>O-ring for Ti-Max X500</p> <p><b>P/N</b> O1500 Original 0312060080</p>	<p>Material: <b>PERFORM60</b></p> <p>Sold: 1 piece</p>
	<p>O-ring for Canisters outside.</p> <p><b>P/N</b> O1510 Original 0312049030</p>	<p>Material: <b>PERFORM60</b></p> <p>Sold: 1 piece</p>
	<p>O-ring for Canisters outside.</p> <p><b>P/N</b> O1520 Original 0312069030</p>	<p>Material: <b>PERFORM60</b></p> <p>Sold: 1 piece</p>
	<p>O-ring for Canisters outside. Ti-Max X450 spray Ti-Max X600 spray Ti-Max X700 spray</p> <p><b>P/N</b> O1530 Original 0312077030</p>	<p>Material: <b>PERFORM60</b></p> <p>Sold: 1 piece</p>
	<p>O-ring for SPIRO canisters XI146C XI151C XI181C <b>NOTE:</b> Inside of the canister.</p> <p><b>P/N</b> O2200</p>	<p>Material: <b>PERFORM60</b></p> <p>Sold: 1 piece</p>
	<p>Bushing O-ring for water spray tube in many contrangles</p> <p><b>P/N</b> O1300 Original C427064</p>	<p>Sold: Set of 2 pieces.</p>
	<p>Bushing O-ring for water spray tube in many contrangles</p> <p><b>P/N</b> O1350 Original C427062</p>	<p>Sold: Set of 2 pieces.</p>
<b>NEW</b> 	<p>O-ring for water spray tube in Ti-Max Z contrangles</p> <p><b>P/N</b> O1325 Original C1034061</p>	<p>Sold: Set of 2 pieces.</p>

## > Washers compatible with NSK ®

	<p>Wavy washer for <i>Most models of turbines.</i></p> <p><b>P/N</b> <b>OW210</b> Original P053 360</p>	Sold: 1 piece
	<p>Flat washer for <i>Most models of turbines.</i></p> <p><b>P/N</b> <b>OW220</b> Original 20000567</p>	Sold: 1 piece



## &gt; O-rings compatible with CASTELLINI ®

	<p>O-ring for All turbines.</p> <p><b>P/N</b> O800 Original F12401004</p>	<p>Material: <b>PERFORM60</b></p> <p>Sold: 1 piece</p>
---	---	--

## &gt; O-rings compatible with CHIRANA ®

	<p>O-ring for TG TG H TG HF TS HF</p> <p><b>P/N</b> O3000</p>	<p>Material: <b>PERFORM60</b></p> <p>Sold: 1 piece</p>
---	---	--

## &gt;O-rings &amp; Washers compatible with STAR ®

	<p>O-ring for 430</p> <p><b>P/N</b> O100</p>	<p>Material: <b>VITON</b></p> <p>Sold: 1 piece</p>
	<p>Wavy washer set for 430</p> <p><b>NOTE:</b> 1 set consist of different wavy washers-</p> <p><b>P/N</b> OW240</p>	<p>Sold: Set of 5 pieces</p>

## > Spacer for repairs

	<p>Spacer for Different repair purposes.</p> <p><b>Thicknes 0,127mm</b></p> <p><b>P/N</b> TW100</p>	<p>Material: <b>NYLON</b></p> <p>Sold: 1 piece</p>
	<p>Spacer for Different repair purposes.</p> <p><b>Thicknes 0,254mm</b></p> <p><b>P/N</b> TW110</p>	<p>Material: <b>NYLON</b></p> <p>Sold: 1 piece</p>










# COUPLINGS



WARRANTY: 6 months on all functions of the product

# 07



Models		Compatible parts
<p><b>NEW</b></p> 	<p>Coupling R for SIRONA®</p> <ul style="list-style-type: none"> <li>- 6-pin connection</li> <li>- water spray regulation</li> <li>- xenon light</li> </ul> <p><b>P/N</b> CS200 Original 6319706/1891840</p>	<ul style="list-style-type: none"> <li>⊕ O-ring: <b>O901</b></li> <li>⊕ Bulb: <b>B900</b></li> </ul>
<p><b>NEW</b></p> 	<p>Coupling R for SIRONA®</p> <ul style="list-style-type: none"> <li>- 6-pin connection</li> <li>- water spray regulation</li> <li>- LED light</li> </ul> <p><b>P/N</b> CS300 Original 6319706/1891840</p>	<ul style="list-style-type: none"> <li>⊕ O-ring: <b>O901</b></li> <li>⊕ Bulb: <b>B910</b></li> </ul> <p style="text-align: center;">LED</p>
	<p>Coupling for Kavo® *MULTiflex® 460E</p> <ul style="list-style-type: none"> <li>- 4-pin connection</li> <li>- water spray regulation</li> <li>- NO light</li> </ul> <p><b>P/N</b> CK100 Original 0.553.1600</p>	<p><b>NOTE:</b> MULTiflex ® is a registered trademark of Kaltenbach&amp;Voight &amp; CO. GmbH.</p> <ul style="list-style-type: none"> <li>⊕ O-rings: O750</li> </ul>
	<p>Coupling for Kavo® *MULTiflex® LUX 465LRN</p> <ul style="list-style-type: none"> <li>- 6-pin connection</li> <li>- water spray regulation</li> <li>- xenon light</li> </ul> <p><b>P/N</b> CK200 Original 0.553.1550</p>	<p><b>NOTE:</b> MULTiflex ® is a registered trademark of Kaltenbach&amp;Voight &amp; CO. GmbH.</p> <ul style="list-style-type: none"> <li>⊕ O-rings: O750</li> <li>⊕ Bulb: B900</li> </ul>
	<p>Coupling for Kavo® *MULTiflex® LUX 465LED</p> <ul style="list-style-type: none"> <li>- 6-pin connection</li> <li>- water spray regulation</li> <li>- LED light</li> </ul> <p><b>P/N</b> CK300 Original 1.007.3197</p>	<p><b>NOTE:</b> MULTiflex ® is a registered trademark of Kaltenbach&amp;Voight &amp; CO. GmbH.</p> <ul style="list-style-type: none"> <li>⊕ O-rings: O750</li> <li>⊕ Bulb: B910</li> </ul> <p style="text-align: center;">LED</p>
<p><b>NEW</b></p> 	<p>Coupling for W&amp;H® RQ-34</p> <ul style="list-style-type: none"> <li>- 6-pin connection</li> <li>- water spray regulation</li> </ul> <p><b>P/N</b> CW100 Original 10403400</p>	<ul style="list-style-type: none"> <li>⊕ O-ring: <b>O602</b></li> </ul>
<p><b>NEW</b></p> 	<p>Coupling for BIEN AIR®</p> <ul style="list-style-type: none"> <li>- 6-pin connection</li> <li>- water spray regulation</li> </ul> <p><b>P/N</b> CB100 Original 1600363</p>	<ul style="list-style-type: none"> <li>⊕ O-ring: <b>O550</b></li> </ul>
<p><b>NEW</b></p> 	<p>Coupling for NSK®</p> <ul style="list-style-type: none"> <li>- 6-pin connection</li> <li>- xenon light</li> </ul> <p><b>P/N</b> CN200 Original P1001600</p>	<ul style="list-style-type: none"> <li>⊕ Bulb: <b>I900</b></li> </ul>
<p><b>NEW</b></p> 	<p>Coupling for NSK®</p> <ul style="list-style-type: none"> <li>- 6-pin connection</li> <li>- LED light</li> </ul> <p><b>P/N</b> CN300 Original P1001600</p>	<ul style="list-style-type: none"> <li>⊕ Bulb: <b>I910</b></li> </ul> <p style="text-align: center;">LED</p>







# CONTRA- ANGLE PARTS












## WARRANTY:











1. Parts for blue contra-angles 12 months
2. Parts for red contra-angles 12 months
3. Parts for green contra-angles 12 months
4. All backcaps 6 months
5. All keys 6 months











# 08








**> Rotors and drive kits compatible with Sirona ®**



Models		Compatible parts
	<p>Complete Head Gear for SIRONA ® T1 LINE C40/C40L (ADA) T2 LINE A40L T3 LINE E40</p> <p><b>NOTE:</b> Large head 1:1 9,7</p> <p><b>P/N</b> AL110 Original 6000983</p>	<p>⊙ Bearings: 320L/120L Kit: AL111 Backcap: AL310 Int. shaft: AL510 Spur wheel: AL710/AL720 Key: AL800</p>
	<p>Drive Kit for SIRONA ® Complete Head Gear + Intermediate Shaft T1 LINE C40/C40L (ADA) T2 LINE A40L T3 LINE E40</p> <p><b>NOTE:</b> Large head 1:1 9,7</p> <p><b>P/N</b> AL111 Original 6000983 + 6000959</p>	<p>⊙ Rotor: AL110 ⊙ Int. shaft: AL510 Backcap: AL310 Spur wheel: AL710/AL720 Key: AL800 Bearings: 320L/120L</p>
	<p>Complete Head Gear for SIRONA ® T1 CLASSIC S40L SN&gt;30 000 &amp; &gt;202 000 T1 LINE C40L SN&gt;65 000 &amp; &gt;202 000 T1 LINE C40/C40L T2 REVO R40 mini T4 LINE B40</p> <p><b>P/N</b> AL120 Original 6405695</p>	<p>⊙ Bearings: 400L/550L Kit: AL121 Backcap: AL340 Int. shaft: AL510 Spur wheel: AL720 Key: AL810</p>
	<p>Drive Kit for SIRONA ® Complete Head Gear + Intermediate Shaft T1 CLASSIC S40L SN&gt;30 000 &amp; &gt;202 000 T1 LINE C40L SN&gt;65 000 &amp; &gt;202 000 T1 LINE C40/C40L</p> <p><b>NOTE:</b> Small head 1:1 8,7</p> <p><b>P/N</b> AL121 Original 6405695 + 6000959</p>	<p>⊙ Rotor: AL120 ⊙ Int. shaft: AL510 Backcap: AL340 Spur wheel: AL720 Key: AL810 Bearings: 400L/550L</p>
	<p>Drive Kit for SIRONA ® Complete Head Gear + Intermediate Shaft T2 REVO R40 mini</p> <p><b>NOTE:</b> Small head 1:1 8,7</p> <p><b>P/N</b> AL122 Original 6405695 + 5943167</p>	<p>⊙ Rotor: AL120 ⊙ Int. Shaft: AL530 Bearings: 400L/550L</p>
	<p>Drive Kit for SIRONA ® Complete Head Gear + Intermediate Shaft T4 LINE B40</p> <p><b>NOTE:</b> Small head 1:1 8,7</p> <p><b>P/N</b> AL123 Original 6405695</p>	<p>⊙ Rotor: AL120 ⊙ Int. shaft: AL520 Bearings: 400L/550L</p>
	<p>Complete Head Gear for SIRONA ® T1 LINE C40/C40L mini T2 S-LINE AS40L T3 S-LINE ES40 T3 LINE E40 SN&gt;202 000 T2 LINE A40L SN&gt;202 000</p> <p><b>NOTE:</b> Small head 1:1 8,7</p> <p><b>P/N</b> AL125 Original 6049352</p>	<p>⊙ Bearings: 400L/550L Kit: AL126 Backcap: AL340 Int. shaft: AL510 Spur wheel: AL720 Key: AL810</p>
	<p>Drive Kit for SIRONA ® Complete Head Gear + Intermediate Shaft T2 S-LINE AS40 L T3 S-LINE ES40 T3 LINE E40 SN&gt;202 000 T2 LINE A40 SN&gt;202 000</p> <p><b>NOTE:</b> Small head 1:1 8,7</p> <p><b>P/N</b> AL126 Original 6049352 + 6000959</p>	<p>⊙ Rotor: AL125 ⊙ Int. shaft: AL510 Backcap: AL340 Spur wheel: AL720 Key: AL810 Bearings: 400L/550L</p>
	<p>Complete Head Gear for SIRONA ® T2 REVO R40</p> <p><b>NOTE:</b> Large head 1:1 9,7</p> <p><b>P/N</b> AL130 Original 5943092</p>	<p>⊙ Bearings: 400L/120L Int. shaft: AL530</p>

Models		Compatible parts
	<p>Drive Kit for SIRONA ® Complete Head Gear + Intermediate Shaft T2 REVO R40</p> <p><b>NOTE:</b> Large head 1:1 9,7</p> <p><b>P/N AL131</b> Original 5943092 + 5943167</p>	<p>⊗ Rotor: <b>AL130</b> ⊗ Int. shaft: <b>AL530</b></p> <p>Spur wheel: <b>AL720</b> Key: <b>AL810</b> Bearings: <b>400L/550L</b></p> <p><b>B</b></p> <p>⊗ Rotor: <b>AL130</b> ⊗ Int. shaft: <b>AL530</b> Bearings: <b>591L/120L</b></p>
	<p>Complete Head Gear for SIRONA ®</p> <p>T1 LINE C200 SN&gt;30 000 T1 LINE C200L SN&gt;43 000 / SN&gt;65 000 T1 CLASSIC S200L SN≤32 001 T2 LINE A200L SN&lt;7804 / SN&gt;7805 T2 LINE A170L T3 LINE E200 SN&lt;2325 / SN&gt;2326</p> <p><b>NOTE:</b> Large head 1:5 Z13 9,7</p> <p><b>P/N AL100</b> Original 6175587 / 6405687</p>	<p><b>R</b></p> <p>⊗ Bearings: <b>610L/610L</b> Kit: <b>AL101</b> Backcap: <b>AL300</b> Int. shaft: <b>AL500</b> Spur wheel: <b>AL700/AL710</b> Key: <b>AL800</b></p>
	<p>Drive Kit for SIRONA ® Complete Head Gear + Intermediate Shaft</p> <p>T1 LINE C200 SN&gt;30 000 T1 LINE C200L SN&gt;43 000 / SN&gt;65 000 T1 CLASSIC S200L SN≤32 001 T2 LINE A200L SN&lt;7804 / SN&gt;7805 T3 LINE E200 SN&lt;2325 / SN&gt;2326</p> <p><b>NOTE:</b> Large head 1:5 Z13 9,7</p> <p><b>P/N AL101</b> Original 6175587 / 6405687 + 6175603</p>	<p><b>R</b></p> <p>⊗ Rotor: <b>AL100</b> ⊗ Int. shaft: <b>AL500</b> Backcap: <b>AL300</b> Spur wheel: <b>AL700</b> Key: <b>AL800</b> Bearings: <b>610L/610L</b></p>
	<p>Complete Head Gear for SIRONA ®</p> <p>T1 CLASSIC S200L SN&gt;32 002 &amp; SN&gt;202 000 T1 LINE C200L SN&gt;68 381 T1 LINE C200L SN&lt;302 000 &amp; &gt;202 000 T1 LINE C200L SN&gt;302 000</p> <p><b>NOTE:</b> Small head 1:5 Z13 8,7</p> <p><b>P/N AL140</b> Original 6414457</p>	<p><b>R</b></p> <p>⊗ Bearings: <b>611L/611L</b> Kit: <b>AL141</b> Backcap: <b>AL330</b> Int. shaft: <b>AL500</b> Spur wheel: <b>AL700</b> Key: <b>AL810</b></p>
	<p>Drive Kit for SIRONA ® Complete Head Gear + Intermediate Shaft</p> <p>T1 CLASSIC S200L SN&gt;32 002 &amp; SN&gt;202 000 T1 LINE C200L SN&gt;68 381 T1 LINE C200L SN&lt;302 000 &amp; &gt;202 000 T1 LINE C200L SN&gt;302 000</p> <p><b>NOTE:</b> Small head 1:5 Z13 8,7</p> <p><b>P/N AL141</b> Original 6414457 + 6175603</p>	<p><b>R</b></p> <p>⊗ Rotor: <b>AL140</b> ⊗ Int. shaft: <b>AL500</b> Backcap: <b>AL330</b> Spur wheel: <b>AL700</b> Key: <b>AL810</b> Bearings: <b>611L/611L</b></p>
	<p>Complete Head Gear for SIRONA ®</p> <p>T1 CLASSIC S200L mini SN&gt;30 000 T1 LINE C200L mini SN&gt;65 000</p> <p><b>NOTE:</b> Small head 1:5 Z13 8,7</p> <p><b>P/N AL142</b> Original 6405679</p>	<p><b>R</b></p> <p>⊗ Bearings: <b>611L/611L</b> ⊗ Washer: <b>OW400/OW410</b> Kit: <b>AL143</b> Backcap: <b>AL330</b> Int. shaft: <b>AL500</b> Key: <b>AL810</b></p>
	<p>Drive Kit for SIRONA ® Complete Head Gear + Intermediate Shaft</p> <p>T1 CLASSIC S200L mini SN&gt;30 000 T1 LINE C200L mini SN&gt;65 000</p> <p><b>NOTE:</b> Small head 1:5 Z13 8,7</p> <p><b>P/N AL143</b> Original 6405679 + 6175603</p>	<p><b>R</b></p> <p>⊗ Rotor: <b>AL142</b> ⊗ Int. shaft: <b>AL500</b> Backcap: <b>AL330</b> Key: <b>AL810</b> Bearings: <b>611L/611L</b> Washer: <b>OW300/OW310</b></p>
	<p>Complete Head Gear for SIRONA ®</p> <p>T2 LINE A200L SN&gt;202 000 &amp; SN&lt;302 000 T2 LINE A200L SN&gt;302 000 T3 LINE E200 SN&gt;202 000 T3 S-LINE ES200 T2 S-LINE AS200L</p> <p><b>NOTE:</b> Small head 1:5 Z13 8,7</p> <p><b>P/N AL145</b> Original 6562586</p>	<p><b>R</b></p> <p>⊗ Bearings: <b>611L/611L</b> Kit: <b>AL146</b> Backcap: <b>AL330</b> Int. shaft: <b>AL500</b> Spur wheel: <b>AL700</b> Key: <b>AL810</b></p>
	<p>Drive Kit for SIRONA ® Complete Head Gear + Intermediate Shaft</p> <p>T2 LINE A200L SN&gt;202 000 &amp; SN&lt;302 000 T2 LINE A200L SN&gt;302 000 T3 LINE E200 SN&gt;202 000 T3 S-LINE ES200 T2 S-LINE AS200L</p> <p><b>NOTE:</b> Small head 1:5 Z13 8,7</p> <p><b>P/N AL146</b> Original 6562586 + 6175603</p>	<p><b>R</b></p> <p>⊗ Rotor: <b>AL145</b> ⊗ Int. shaft: <b>AL500</b> Backcap: <b>AL330</b> Spur wheel: <b>AL700</b> Key: <b>AL810</b> Bearings: <b>611L/611L</b></p>
	<p>Complete Head Gear for SIRONA ®</p> <p>T1 LINE C200 mini SN&gt;30 000 T1 LINE C200L mini SN&gt;43 000 T1 Classic S200L mini SN &gt; 3 000</p> <p><b>P/N AL162</b> Original 6175611 / 6049345</p>	<p><b>R</b></p> <p>⊗ Bearings: <b>611L/611L</b> Backcap: <b>AL330</b> Int. shaft: <b>AL500</b> Spur wheel: <b>AL700</b> Key: <b>AL800</b></p>

Models		Compatible parts
	<p>Drive Kit for SIRONA® Complete Head Gear + Intermediate Shaft T1 LINE C200 mini SN&gt;30 000 T1 LINE C200L mini SN&gt;43 000</p> <p><b>NOTE:</b> Small head 1:5 Z13 K mini</p> <p><b>P/N AL163</b> Original 6175611 / 6049345 + 6175603</p>	<p><b>R</b></p> <ul style="list-style-type: none"> <li>⊕ Rotor: <b>AL162</b></li> <li>⊕ Int. shaft: <b>AL500</b></li> <li>Backcap: <b>AL330</b></li> <li>Spur wheel: <b>AL700</b></li> <li>Key: <b>AL800</b></li> <li>Bearings: <b>611L/611L</b></li> </ul>
	<p>Complete Head Gear for SIRONA® T1 LINE ENDO 6L</p> <p><b>P/N AL150</b> Original 6535525 / 6000777</p>	<p><b>G</b></p> <ul style="list-style-type: none"> <li>⊕ Bearings: <b>120L</b></li> <li>Kit: <b>AL151</b></li> <li>Backcap: <b>AL350</b></li> <li>Int. shaft: <b>AL550</b></li> <li>Key: <b>AL810</b></li> </ul>
	<p>Drive Kit for SIRONA® Complete Head Gear + Intermediate Shaft T1 LINE ENDO 6L</p> <p><b>P/N AL151</b> Original 6535525 / 6000777 + 6535533</p>	<p><b>G</b></p> <ul style="list-style-type: none"> <li>⊕ Rotor: <b>AL150</b></li> <li>⊕ Int. shaft: <b>AL550</b></li> <li>Backcap: <b>AL350</b></li> <li>Key: <b>AL810</b></li> <li>Bearings: <b>120L</b></li> </ul>
	<p>Complete Head Gear for SIRONA® T1 CLASSIC KM 1,6L SN&gt;30 000 T1 LINE KM 1,6/1,6L T1 LINE C 6/C 6L - head 1:1 ADA T1 LINE C 1,6/C 1,6L - head 1:1 ADA T2 LINE A 6L T3 LINE E6</p> <p>SIROPure P6 SL/P6 IL - head 6:1/6:1 ADA</p> <p><b>P/N AL155</b> Original 6000975 / 3329013</p>	<p><b>G</b></p> <ul style="list-style-type: none"> <li>⊕ Bearings: <b>320L/120L</b></li> <li>Kit: <b>AL156</b></li> <li>Backcap: <b>AL310</b></li> <li>Int. shaft: <b>AL560</b></li> <li>Key: <b>AL800</b></li> </ul>
	<p>Drive Kit for SIRONA® Complete Head Gear + Intermediate Shaft T1 CLASSIC KM 1,6L SN&gt;30 000 T1 LINE KM 1,6/1,6L T1 LINE C 6/C 6L - head 1:1 ADA T1 LINE C 1,6/C 1,6L - head 1:1 ADA T2 LINE A 6L</p> <p>T3 LINE E6 SIROPure P6 SL/P6 IL - head 6:1/6:1 ADA</p> <p><b>P/N AL156</b> Original 6000975 / 3329013 + 6000942</p>	<p><b>G</b></p> <ul style="list-style-type: none"> <li>⊕ Rotor: <b>AL155</b></li> <li>⊕ Int. shaft: <b>AL560</b></li> <li>Backcap: <b>AL310</b></li> <li>Key: <b>AL800</b></li> <li>Bearings: <b>320L/120L</b></li> </ul>
	<p>Complete Head Gear for SIRONA® T1 CLASSIC S 6L SN&gt;30 000 &amp; &gt;202 000 T1 CLASSIC S 1,6L SN&gt;30 000 &amp; &gt;202 000 T1 LINE C 6L SN&gt;65 000 &amp; &gt;202 000 T1 LINE C 1,6L SN&gt;65 000 &amp; &gt;202 000 T1 LINE C 6/C 6L - head 6:1 T1 LINE C 1,6/C 1,6L - head 6:1</p> <p><b>NOTE:</b> Small head 6:1 8,7</p> <p><b>P/N AL160</b> Original 6405703</p>	<p><b>G</b></p> <ul style="list-style-type: none"> <li>⊕ Bearings: <b>400L/550L</b></li> <li>Backcap: <b>AL340</b></li> <li>Int. shaft: <b>AL560</b></li> <li>Key: <b>AL800</b></li> </ul>
	<p>Drive Kit for SIRONA® Complete Head Gear + Intermediate Shaft T1 CLASSIC S 6L SN&gt;30 000 &amp; &gt;202 000 T1 CLASSIC S 1,6L SN&gt;30 000 &amp; &gt;202 000 T1 LINE C 6L SN&gt;65 000 &amp; &gt;202 000 T1 LINE C 1,6L SN&gt;65 000 &amp; &gt;202 000 T1 LINE C 6/C 6L - head 6:1</p> <p>T1 LINE C 1,6/C 1,6L - head 6:1</p> <p><b>NOTE:</b> Small head 6:1 8,7</p> <p><b>P/N AL161</b> Original 6405703 + 6000942</p>	<p><b>G</b></p> <ul style="list-style-type: none"> <li>⊕ Rotor: <b>AL160</b></li> <li>⊕ Int. shaft: <b>AL560</b></li> <li>Backcap: <b>AL340</b></li> <li>Key: <b>AL800</b></li> <li>Bearings: <b>591L/550L</b></li> </ul>
	<p>Complete Head Gear for SIRONA® T1 LINE C 6 mini/C 6L mini T2 S-LINE AS 6L T3 S-LINE ES 6 SIROPure P6 SL mini/P6 IL mini T2 LINE A 6L SN&gt;202 000 T3 LINE E 6 SN&gt;202 000</p> <p><b>NOTE:</b> Small head 6:1 8,7</p> <p><b>P/N AL165</b> Original 6049360</p>	<p><b>G</b></p> <ul style="list-style-type: none"> <li>⊕ Bearings: <b>400L/550L</b></li> <li>Backcap: <b>AL340</b></li> <li>Int. shaft: <b>AL560</b></li> <li>Key: <b>AL800</b></li> </ul>
	<p>Drive Kit for SIRONA® Complete Head Gear + Intermediate Shaft T2 S-LINE AS 6L T3 S-LINE ES 6 SIROPure P6 SL mini/P6 IL mini T2 LINE A 6L SN&gt;202 000 T3 LINE E 6 SN&gt;202 000</p> <p><b>NOTE:</b> Small head 6:1 8,7</p> <p><b>P/N AL166</b> Original 6049360 + 6000942</p>	<p><b>G</b></p> <ul style="list-style-type: none"> <li>⊕ Rotor: <b>AL165</b></li> <li>⊕ Int. shaft: <b>AL560</b></li> <li>Backcap: <b>AL340</b></li> <li>Int. shaft: <b>AL560</b></li> <li>Key: <b>AL800</b></li> <li>Bearings: <b>591L/550L</b></li> </ul>
	<p>Complete Head Gear for SIRONA DENTSPLY® X-SMART 16:1</p> <p><b>P/N AL170</b></p>	<p><b>G</b></p> <ul style="list-style-type: none"> <li>Backcap: <b>AL370</b></li> <li>Int. shaft: <b>AL570</b></li> <li>Key: <b>AL870</b></li> </ul>

Models		Compatible parts
	<p>Drive Kit for SIRONA DENTSPLY® Head Gear + Intermediate Shaft X-SMART 16:1</p> <p><b>P/N AL171</b></p>	<p><b>G</b></p> <ul style="list-style-type: none"> <li>⊕ Rotor: <b>AL170</b></li> <li>⊕ Int. shaft: <b>AL570</b></li> <li>Backcap: <b>AL370</b></li> <li>Key: <b>AL870</b></li> </ul>
	<p>Complete Head Gear for SIRONA DENTSPLY® X-SMART PLUS 6:1</p> <p><b>P/N AL180</b></p>	<p><b>G</b></p> <ul style="list-style-type: none"> <li>⊕ Bearings: <b>120L/120L</b></li> <li>Backcap: <b>AL380</b></li> <li>Int. shaft: <b>AL580</b></li> <li>Key: <b>AL880</b></li> </ul>
	<p>Drive Kit for SIRONA DENTSPLY® Head Gear + Intermediate Shaft X-SMART PLUS 6:1</p> <p><b>P/N AL181</b></p>	<p><b>G</b></p> <ul style="list-style-type: none"> <li>⊕ Rotor: <b>AL180</b></li> <li>⊕ Int. shaft: <b>AL580</b></li> <li>Backcap: <b>AL380</b></li> <li>Key: <b>AL880</b></li> <li>Bearings: <b>120L/120L</b></li> </ul>
	<p>Complete Head Gear for SIRONA® Implant 20:1 Implant 80:1</p> <p><b>P/N AL185</b> Original 6043751</p>	<p><b>G</b></p> <ul style="list-style-type: none"> <li>⊕ Bearings: <b>580L/580L</b></li> <li>Backcap: <b>AL385</b></li> <li>Int. shaft: <b>AL585</b></li> <li>Key: <b>AL885</b></li> </ul>
	<p>Drive Kit for SIRONA® Head Gear + Intermediate Shaft Implant 20:1 Implant 80:1</p> <p><b>P/N AL186</b></p>	<p><b>G</b></p> <ul style="list-style-type: none"> <li>⊕ Rotor: <b>AL185</b></li> <li>⊕ Int. shaft: <b>AL585</b></li> <li>Backcap: <b>AL385</b></li> <li>Key: <b>AL885</b></li> <li>Bearings: <b>580L/580L</b></li> </ul>










**> Backcaps compatible with Sirona®**

Models		Compatible parts
	<p><i>Backcap for SIRONA®</i>            T1 LINE C40/C40L (ADA)            T1 LINE C6/C6L (ADA)            T1 LINE C1.6/C1.6L (ADA)            SIROPure P40SL/IL            SIROPure P6SL/IL</p> <p><b>P/N AL310</b> Original 8925083 + 8917924 + 5947957 + 8917932</p>	<p><b>B</b> <b>G</b></p> <p>Rotor: <b>AL110/AL155</b>            Kit: <b>AL111/AL156</b>            Int. shaft: <b>AL510/AL560</b>            Spur wheel: <b>AL720</b>            Key: <b>AL800</b>            Bearings: <b>320L/120L</b></p>
	<p><i>Backcap for SIRONA®</i>            T2 LINE A40L            T2 LINE A6L            T3 LINE E40            T3 LINE E6            SIROPure P40SL/IL (ADA)            SIROPure P6SL/IL (ADA)</p> <p><b>P/N AL320</b> Original 8925083 + 6259639 + 5947957 + 8917932</p>	<p><b>B</b> <b>G</b></p> <p>Rotor: <b>AL155</b>            Kit: <b>AL156</b>            Bearings: <b>320L/120L</b>            Int. shaft: <b>AL560</b>            Spur wheel: <b>AL710</b>            Key: <b>AL800</b>            Bearings: <b>320L/120L</b></p>
	<p><i>Backcap for SIRONA®</i>            T1 CLASSIC S40L/S6L/S1,6L            T1 CLASSIC S40L/S6L/S1,6L SN&gt;202 000            T1 CLASSIC C40L/C6L/C1,6L SN&gt;65 000            T1 CLASSIC C40L/C6L SN&gt;202 000            T1 LINE C40/C40 mini/C40L/C40L mini            T1 LINE C6/C6L mini/C1.6/C1.6L</p> <p><b>P/N AL340</b> Original 6049329</p>	<p><b>B</b> <b>G</b></p> <p>Rotor: <b>AL120/AL125/AL160</b>            Kit: <b>AL121/AL126/AL161</b>            Int. shaft: <b>AL510/AL560</b>            Spur wheel: <b>AL720</b>            Key: <b>AL810</b>            Bearings: <b>400L/550L</b></p>
	<p><i>Backcap for SIRONA®</i>            T1 CLASSIC S200L SN≤32 001            T1 LINE C200L SN&gt;43 000 &amp; &gt;65 000            T1 LINE C200 SN&gt;30 000            T3 LINE E200L            T2 LINE A200L SN&lt;7804 &amp; &gt;7805            T2 LINE A170L</p> <p><b>P/N AL300</b> Original 8925083 + 5996967 + 5947957 + 8917932</p>	<p><b>R</b></p> <p>Rotor: <b>AL100</b>            Kit: <b>AL101</b>            Bearings: <b>610L/610L</b>            Int. shaft: <b>AL500</b>            Spur wheel: <b>AL700/AL710</b>            Key: <b>AL800</b></p>
	<p><i>Backcap for SIRONA®</i>            T1 CLASSIC S200L SN≥32 002            T1 CLASSIC S200L/S200L mini            T1 LINE C200L SN&gt;68 381 &amp; &lt;43 000            T1 LINE C200L SN&lt;302 000 &amp; &gt;302 000            T1 LINE C200L mini            T2 LINE A200 SN&lt;302 000 &amp; &gt;302 000</p> <p><b>P/N AL330</b> Original 6049337</p>	<p><b>R</b></p> <p>Rotor: <b>AL140/AL142/AL145</b>            Kit: <b>AL141/AL143/AL146</b>            Bearings: <b>611L/611L</b>            Int. shaft: <b>AL500</b>            Spur wheel: <b>AL700</b>            Key: <b>AL810</b></p>
	<p><i>Backcap for SIRONA®</i>            T1 LINE ENDO 6L</p> <p><b>P/N AL350</b> Original 6544444</p>	<p><b>G</b></p> <p>Rotor: <b>AL150</b>            Kit: <b>AL151</b>            Bearings: <b>120L</b>            Int. shaft: <b>AL550</b>            Key: <b>AL810</b></p>
	<p><i>Backcap for SIRONA DENTSPLY®</i>            X-SMART 16:1</p> <p><b>P/N AL370</b></p>	<p><b>G</b></p> <p>Rotor: <b>AL170</b>            Int. shaft: <b>AL570</b>            Key: <b>AL870</b></p>
	<p><i>Backcap for SIRONA DENTSPLY®</i>            X-SMART PLUS 6:1</p> <p><b>P/N AL380</b></p>	<p><b>G</b></p> <p>Rotor: <b>AL180</b>            Bearings: <b>120L/120L</b>            Int. shaft: <b>AL580</b>            Key: <b>AL880</b></p>
	<p><i>Backcap for SIRONA®</i>            Implant 20:1            Implant 80:1</p> <p><b>P/N AL385</b> Original 6043991</p>	<p><b>G</b></p> <p>Rotor: <b>AL185</b>            Bearings: <b>580L/580L</b>            Int. shaft: <b>AL585</b>            Key: <b>AL885</b></p>

## Models





## Compatible parts

## &gt; Intermediate shafts compatible with Sirona®





Models	Compatible parts
 <p><i>Intermediate Shaft for SIRONA®</i> T1 Classic S40L SN&gt;30 000 &amp; SN&gt;202 000 T2 Line A40L/T3 Line E40 T1 Line C40L SN&gt;65 000 T1 Line C40/C40L/C40 (ADA)/C40L (ADA) T2 S-Line AS40L/T3 S-Line ES40 T3 Line E40 SN&gt;202 000</p> <p><b>P/N</b> AL510 Original 6000959</p>	<p>T1 Line C40L SN&gt;202 000 T2 Line A40L SN&gt;202 000</p> <p><b>B</b></p> <p>Rotor: AL110/AL120/AL125 Kit: AL111/AL121/AL126 Backcap: AL310/AL320/AL340 Spur wheel: AL710/AL720 Key: AL800/AL810</p>
 <p><i>Intermediate Shaft for SIRONA®</i> T2 REVO R40 T2 REVO R40 mini</p> <p><b>P/N</b> AL530 Original 5943167</p>	<p><b>B</b></p> <p>Rotor: AL130/AL120 Kit: AL131/AL122</p>
 <p><i>Intermediate Shaft for SIRONA®</i> T4 LINE B40</p> <p><b>P/N</b> AL520 Original</p>	<p><b>B</b></p> <p>Rotor: AL120 Kit: AL123</p>
 <p><i>Intermediate Shaft for SIRONA®</i> T1 CLASSIC S200L mini T1 LINE C200L mini SN&gt; 65 000 / &gt; 43 000 T1 LINE C200 mini SN&gt; 30 000 T2 LINE A200L SN&lt;7804 / &gt;7805 / &gt;302 000 T3 LINE E200 SN&lt;2325 / &gt;2326 / &gt; 202 000 T1 LINE C200 SN&gt;30 000</p> <p><b>P/N</b> AL500 Original 6175603</p>	<p>T1 LINE C200L SN&gt;43 000 / &gt;65 000 T1 CLASSIC S200L SN≤32 001 &gt;32 002 T1 CLASSIC S200L SN&gt;202 000 T1 LINE C200L SN&gt;68 381 T1 LINE C200L SN&lt;302 000 &amp; &gt;202 000 T2 line A200 L SN &gt;202 000 &amp; &lt; 302 000 T2 S-line AS 200L / T3 S-line ES 200 T2 line A200 L SN &gt;302 000</p> <p><b>R</b></p> <p>Rotor: AL100/AL140/AL143 AL145/AL162 Kit: AL101/AL141/AL144/ AL146/AL163 Backcap: AL300/AL330 Spur wheel: AL700 Key: AL800/AL810</p>
 <p><i>Intermediate Shaft for SIRONA®</i> LINE ENDO 6L</p> <p><b>P/N</b> AL550 Original</p>	<p><b>G</b></p> <p>Rotor: AL150 Kit: AL151 Backcap: AL350 Key: AL810</p>
 <p><i>Intermediate Shaft for SIRONA®</i> T1 CLASSIC KM 1,6L SN&gt;30 000 T1 LINE KM 1,6/1,6L T1 LINE C 6/C 6L - head 1:1 ADA T1 LINE C 1,6/C 1,6L - head 1:1 ADA T2 LINE A 6L / T3 LINE E6 SIROPure P6 SL/P6 IL - head 6:1/6:1 ADA</p> <p><b>P/N</b> AL560 Original 6000942 / 3327884</p>	<p>T1 CLASSIC S 6L SN&gt;30 000 &amp; &gt;202 000 T1 CLASSIC S 1,6L SN&gt;30 000 &amp; &gt;202 000 T1 LINE C 6L SN&gt;65 000 &amp; &gt;202 000 T1 LINE C 1,6L SN&gt;65 000 &amp; &gt;202 000 T1 LINE C 6/C 6L - head 6:1 T1 LINE C 1,6/C 1,6L - head 6:1 T2 S-LINE AS 6L / T3 S-LINE ES 6 SIROPure P6 SL mini/P6 IL mini T2 LINE A 6L SN&gt;202 000/ T3 LINE E 6 SN&gt;202 000</p> <p><b>G</b></p> <p>Rotor: AL153/AL160/AL165 Kit: AL154/AL161/AL166 Backcap: AL310/AL340 Key: AL800</p>
 <p><i>Intermediate Shaft for SIRONA DENTSPLY®</i> X-SMART 16:1</p> <p><b>P/N</b> AL570</p>	<p><b>G</b></p> <p>Rotor: AL170 Kit: AL171 Backcap: AL370 Key: AL870</p> <p>Tech info 100100</p>
 <p><i>Intermediate Shaft for SIRONA DENTSPLY®</i> X-SMART PLUS 6:1</p> <p><b>P/N</b> AL580</p>	<p><b>G</b></p> <p>Rotor: AL180 Kit: AL181 Backcap: AL380 Key: AL880</p>
 <p><i>Intermediate Shaft for SIRONA®</i> Implant 20:1 Implant 80:1</p> <p><b>P/N</b> AL585 Original 6043678</p>	<p><b>G</b></p> <p>Rotor: AL185 Kit: AL186 Backcap: AL385 Key: AL885</p>




## > Gears and spur wheels compatible with Sirona ®





Models		Compatible parts
<p><b>NEW</b></p>  <p>Gear for SIRONA ® Intermediate Shaft <b>- AL500 Front</b> T1 CLASSIC S200L mini T1 LINE C200L mini SN&gt; 65 000 / &gt; 43 000 T1 LINE C200L mini SN&gt; 30 000 T2 LINE A200L SN&lt;7804 / &gt;7805 / &gt;302 000</p> <p><b>P/N AL601</b></p>	<p>T3 LINE E200 SN&lt;2325 / &gt;2326 / &gt; 202 000 T1 LINE C200 SN&gt;30 000 T1 LINE C200L SN&gt;43 000 / &gt;65 000 T1 CLASSIC S200L SN≤32 001 &gt;32 002 T1 CLASSIC S200L SN&gt;202 000 T1 LINE C200L SN&gt;68 381 T1 LINE C200L SN&gt;&lt;302 000 &amp; &gt;202 000 T2 line A200 L SN &gt;302 000</p>	<p><b>R</b></p>
 <p>Spur wheel for SIRONA ® T2 LINE A170L T2 LINE A40L T3 LINE E40</p> <p><b>P/N AL710</b> Original 5930826</p>		<p><b>B</b> <b>R</b></p> <p>Rotor: <b>AL110</b> Kit: <b>AL111</b> Backcap: <b>AL320</b> Int. shaft: <b>AL510</b> Key: <b>AL800</b></p>
 <p>Spur wheel for SIRONA ® T1 LINE C40/C40L mini &amp; ADA T1 LINE C40L SN&gt;65 000 T1 LINE C40L SN&gt;202 000 T2 LINE A40L SN&gt;202 000 T3 LINE E40 SN&gt;202 000</p> <p><b>P/N AL720</b> Original 6360890</p>		<p><b>B</b></p> <p>Rotor: <b>AL110/AL120/AL125</b> Kit: <b>AL111/AL121/AL126</b> Backcap: <b>AL310/AL340</b> Int. shaft: <b>AL510</b> Key: <b>AL800/AL810</b></p>
 <p>Spur wheel for SIRONA ® T1 LINE C200 SN&gt;30 000 T1 LINE C200L SN&gt;43 000 &amp; &gt;65 000 T1 LINE C200L mini SN&gt;65 000 T1 LINE C200L SN&gt;202 000 &amp; &gt;/&lt;302 000 T2 LINE A200L SN&gt;7 805 &amp; &lt;7 804 T2 LINE A200L SN&gt;202 000 &amp; &gt;/&lt;302 000</p> <p><b>P/N AL700</b> Original 6361062</p>	<p>T3 LINE E200 SN&gt;202 000 T3 LINE E200 SN&gt;2 326 &amp; &lt;2 305</p>	<p><b>R</b></p> <p>Rotor: <b>AL100/AL140/AL145/AL162</b> Kit: <b>AL101/AL141/AL146/AL163</b> Backcap: <b>AL300/AL330</b> Int. shaft: <b>AL500</b> Key: <b>AL800/AL810</b></p>

## > Backcap keys compatible with Sirona ®


 <p><i>Key for SIRONA ®</i> Suitable for large head 9,7</p> <p><b>P/N AL800</b> Original 4178054</p>	<p><b>B</b> <b>G</b> <b>R</b></p>	<p>Many models</p>
 <p><i>Key for SIRONA ®</i> Suitable for small head 8,7</p> <p><b>P/N AL810</b> Original 5986208</p>	<p><b>B</b> <b>G</b> <b>R</b></p>	<p>Many models</p>
 <p><i>Key for SIRONA ®</i> X-SMART 16:1</p> <p><b>P/N AL870</b></p>	<p><b>G</b></p>	<p>Rotor: <b>AL170</b> Kit: <b>AL171</b> Backcap: <b>AL370</b> Int. shaft: <b>AL570</b></p>
 <p><i>Key for SIRONA ®</i> X-SMART PLUS 6:1</p> <p><b>P/N AL880</b></p>	<p><b>G</b></p>	<p>Rotor: <b>AL180</b> Kit: <b>AL181</b> Backcap: <b>AL380</b> Int. shaft: <b>AL580</b></p>

Models		Compatible parts
	<p>Key for SIRONA® Implant 20:1 Implant 80:1</p> <p><b>P/N AL885</b> Original 6048602</p>	<p><b>G</b></p> <p>Rotor: <b>AL185</b> Kit: <b>AL186</b> Backcap: <b>AL385</b> Int. shaft: <b>AL585</b></p>










## > Repair tools compatible with Sirona® \*other tools, adhesives, etc look in "General repair tools">>>

Models		Compatible parts
	<p>Tool for SIRONA® - to open spray ring set on most handpieces</p> <p><b>P/N AL8000</b> Original 6259605</p>	<p><b>B</b> <b>G</b> <b>R</b></p> <p>⊙ Sleeve: <b>5863167</b> ⊙ Extracting tool: <b>5863175</b> ⊙ Spray key: <b>5857052</b> Spray ring set: <b>A700</b> Many models</p>
	<p>Tool for SIRONA® - to open the nut on most contra angles</p> <p><b>P/N AL8050</b> Original 4178070</p>	<p><b>B</b> <b>G</b> <b>R</b></p> <p>Many types</p>
	<p>Tool for SIRONA® - to release the coupling fitting from implant handpieces 20:1 / 80:1</p> <p><b>P/N AL8100</b> Original 6048628</p>	<p><b>G</b></p> <p>Many types</p>
	<p>Tool for SIRONA® - to release the neck drive on implant handpieces 20:1 / 80:1</p> <p><b>P/N AL8150</b> Original 6048610</p>	<p><b>G</b></p> <p>Many types</p>
<p><b>NEW</b></p> 	<p>Tool for SIRONA® to hold heads in many types of handpieces</p> <p><b>P/N AL8200</b> Original 4178062</p>	<p><b>B</b> <b>G</b> <b>R</b></p> <p>Many types</p>
	<p>Tool for SIRONA® torque wrench 0,3-1,2Nm</p> <p><b>P/N RPTW1</b> Original 6405505</p>	<p><b>B</b> <b>G</b> <b>R</b></p>
<p><b>COMING SOON</b></p>	<p>Cleaning wire for SIRONA® suitable to clean spray holes on most turbines &amp; contra angles</p> <p><b>P/N AL8004</b> Original 2400232</p>	

## &gt; Other parts compatible with Sirona®





Models		Compatible parts	
	<p>Piece of hose for SIRONA® for water tubes in most of handpieces</p> <p><b>P/N</b> AL3500 Original 6328236</p>	<p>Many models</p> <p><b>B</b> <b>G</b> <b>R</b></p> <p>Sold: Set of 10 pieces.</p>	
	<p>Valve for Many models of contra angles Many models of straight handpieces</p> <p><b>P/N</b> AL3600 Original 3328015</p>	<p>Many models</p> <p><b>B</b> <b>G</b> <b>R</b></p> <p>Sold: Set of 10 pieces.</p>	











## > Heads and head shells compatible with Kavo ®











Models		Compatible parts
 <p><b>P/N</b> <b>BL010</b> Original 0.540.2010</p>	<p>Complete Head for KAVO ® INTRAlux® 68LDN 1:1</p> <p style="text-align: right;"><b>B</b></p>	<ul style="list-style-type: none"> <li>⊗ Head shell: <b>BL010-1</b></li> <li>⊗ Head gear: <b>BL120</b></li> <li>⊗ Int. shaft: <b>BL500</b></li> <li>⊗ Backcap: <b>BL320</b></li> <li>⊗ Screw: <b>BL611</b></li> <li>Key: <b>BL800</b></li> </ul>
 <p><b>P/N</b> <b>BL010-1</b> Original 0.540.2281</p>	<p>Complete Head shell for KAVO ® INTRAlux® 68LDN 1:1</p> <p style="text-align: right;"><b>B</b></p>	<ul style="list-style-type: none"> <li>Head gear: <b>BL120</b></li> <li>Int. shaft: <b>BL500</b></li> <li>Backcap: <b>BL320</b></li> <li>Screw: <b>BL611</b></li> <li>Key: <b>BL800</b></li> </ul>
 <p><b>P/N</b> <b>BL020</b> Original 0.540.2040</p>	<p>Complete Head for KAVO ® INTRAlux® 68LH 1:1</p> <p style="text-align: right;"><b>B</b></p>	<ul style="list-style-type: none"> <li>⊗ Head shell: <b>BL020-1</b></li> <li>⊗ Head gear: <b>BL100</b></li> <li>⊗ Int. shaft: <b>BL500</b></li> <li>⊗ Backcap: <b>BL300</b></li> <li>⊗ Screw: <b>BL611</b></li> <li>Key: <b>BL800</b></li> </ul>
 <p><b>P/N</b> <b>BL020-1</b> Original 0.540.3631</p>	<p>Complete Head shell for KAVO ® INTRAlux® 68LH 1:1</p> <p style="text-align: right;"><b>B</b></p>	<ul style="list-style-type: none"> <li>Head gear: <b>BL100</b></li> <li>Int. shaft: <b>BL500</b></li> <li>Backcap: <b>BL300</b></li> <li>Screw: <b>BL611</b></li> <li>Key: <b>BL800</b></li> </ul>
 <p><b>P/N</b> <b>BL050</b> Original 1.004.4456</p>	<p>Complete Head for KAVO ® INTRAlux® L80</p> <p style="text-align: right;"><b>B</b></p>	<ul style="list-style-type: none"> <li>⊗ Head shell: <b>BL050-1</b></li> <li>⊗ Head gear: <b>BL105</b></li> <li>⊗ Int. shaft: <b>BL500</b></li> <li>⊗ Backcap: <b>BL305</b></li> <li>⊗ Screw: <b>BL611</b></li> </ul>
 <p><b>P/N</b> <b>BL050-1</b> Original 1.008.2899</p>	<p>Complete Head shell for KAVO ® INTRAlux® L80</p> <p style="text-align: right;"><b>B</b></p>	<ul style="list-style-type: none"> <li>Head gear: <b>BL105</b></li> <li>Int. shaft: <b>BL500</b></li> <li>Backcap: <b>BL305</b></li> <li>Screw: <b>BL611</b></li> </ul>
 <p><b>P/N</b> <b>BL030</b> Original 0.540.3641</p>	<p>Complete Head for KAVO ® INTRAlux® 67LH 2:1</p> <p style="text-align: right;"><b>G</b></p>	<ul style="list-style-type: none"> <li>⊗ Head shell: <b>BL030-1</b></li> <li>⊗ Head gear: <b>BL110</b></li> <li>⊗ Int. shaft: <b>BL510</b></li> <li>⊗ Backcap: <b>BL310</b></li> <li>⊗ Screw: <b>BL611</b></li> <li>Key: <b>BL800</b></li> </ul>
 <p><b>P/N</b> <b>BL030-1</b> Original 0.540.3641</p>	<p>Complete Head shell for KAVO ® INTRAlux® 67LH 2:1</p> <p style="text-align: right;"><b>G</b></p>	<ul style="list-style-type: none"> <li>Head gear: <b>BL110</b></li> <li>Int. shaft: <b>BL510</b></li> <li>Backcap: <b>BL300</b></li> <li>Screw: <b>BL611</b></li> <li>Key: <b>BL800</b></li> </ul>
 <p><b>P/N</b> <b>BL080</b> Original 1.001.8993</p>	<p>Complete Head for KAVO ® INTRA® LUX CL3</p> <p style="text-align: right;"><b>G</b></p>	<ul style="list-style-type: none"> <li>⊗ Head shell: <b>BL080-1</b></li> <li>⊗ Head gear: <b>BL180</b></li> <li>⊗ Int. shaft: <b>BL580</b></li> <li>⊗ Backcap: <b>BL380</b></li> <li>⊗ Screw: <b>BL611</b></li> <li>Key: <b>BL880</b></li> </ul>






Models		Compatible parts
	<p><i>Complete Head shell for KAVO ®</i> INTRA® LUX CL3</p> <p><b>P/N</b> <b>BL080-1</b> Original 1.001.9257</p>	<p><b>G</b></p> <p>Head gear: <b>BL180</b> Int. shaft: <b>BL580</b> Backcap: <b>BL380</b> Screw: <b>BL611</b> Key: <b>BL880</b></p>
	<p><i>Complete Head for KAVO ®</i> SURGmatic® S201XL</p> <p><b>P/N</b> <b>BL085</b> Original 1.011.3831</p>	<p><b>G</b></p> <p>⊕ Head shell: <b>BL085-1</b> ⊕ Head gear: <b>BL185</b> ⊕ Int. shaft: <b>BL580</b> ⊕ Backcap: <b>BL380</b> ⊕ Screw: <b>BL611</b> Key: <b>BL880</b></p>
	<p><i>Complete Head shell for KAVO ®</i> SURGmatic® S201XL</p> <p><b>P/N</b> <b>BL085-1</b> Original 1.010.3000</p>	<p><b>G</b></p> <p>Head gear: <b>BL185</b> Int. shaft: <b>BL580</b> Backcap: <b>BL380</b> Screw: <b>BL611</b> Key: <b>BL880</b></p>

## > Rotors and drive kits compatible with Kavo ®

Models		Compatible parts
	<p><i>Head Gear for KAVO ®</i> INTRAlux® 68LU INTRAlux® 68LH INTRAhead® L68 EXPERTmatic® E20L INTRAcompact® 2068LHC</p> <p><b>P/N</b> <b>BL200</b> Original 0.540.4012</p>	<p><b>B</b></p> <p>Head: <b>BL020</b> Rotor: <b>BL100</b> Int. shaft: <b>BL500</b> Backcap: <b>BL300</b> Screw: <b>BL611</b> Key: <b>BL800</b> Bearings: <b>140L/120L</b> Small parts: <b>BL600</b></p>
	<p><i>Complete Head Gear for KAVO ®</i> INTRAlux® 68LU INTRAlux® 68LH INTRAhead® L68 EXPERTmatic® E20L INTRAcompact® 2068LHC</p> <p><b>P/N</b> <b>BL100</b> Original 0.540.3661</p>	<p><b>B</b></p> <p>⊕ Bearings: <b>140L/120L</b> ⊕ Small parts: <b>BL600</b> Head: <b>BL020</b> Kit: <b>BL101</b> Int. shaft: <b>BL500</b> Backcap: <b>BL300</b> Screw: <b>BL611</b> Key: <b>BL800</b></p>
	<p><i>Drive Kit for KAVO ®</i> <i>Complete Head Gear + Intermediate Shaft</i> INTRAlux® 68LH INTRAhead® L68 EXPERTmatic® E20L INTRAcompact® 2068LHC</p> <p><b>P/N</b> <b>BL101</b> Original 0.540.3661 + 0.540.1151</p>	<p><b>B</b></p> <p>⊕ Rotor: <b>BL100</b> ⊕ Int. shaft: <b>BL500</b> Head: <b>BL020</b> Backcap: <b>BL300</b> Screw: <b>BL611</b> Key: <b>BL800</b></p>
	<p><i>Complete Head Gear for KAVO ®</i> INTRAlux® L80</p> <p><b>P/N</b> <b>BL105</b> Original 1.009.1782</p>	<p><b>B</b></p> <p>⊕ Bearings: <b>140L/120L</b> Head: <b>BL050</b> Kit: <b>BL106</b> Int. shaft: <b>BL500</b> Backcap: <b>BL305</b> Screw: <b>BL611</b></p>




Models		Compatible parts
	<p>Drive Kit for KAVO ® INTRAlux® L80</p> <p><b>P/N</b> <b>BL106</b> Original 1.009.1782 + 0.540.1151</p>	<p><b>B</b></p> <ul style="list-style-type: none"> <li>⊗ Rotor: <b>BL105</b></li> <li>⊗ Int. shaft: <b>BL500</b></li> <li>Head: <b>BL050</b></li> <li>Backcap: <b>BL305</b></li> <li>Screw: <b>BL611</b></li> </ul>
	<p>Head Gear for KAVO ® INTRAlux® 68LDN</p> <p><b>P/N</b> <b>BL220</b> Original 0.540.4092</p>	<p><b>B</b></p> <ul style="list-style-type: none"> <li>Head: <b>BL010</b></li> <li>Rotor: <b>BL120</b></li> <li>Int. shaft: <b>BL500</b></li> <li>Backcap: <b>BL320</b></li> <li>Screw: <b>BL611</b></li> <li>Bearings: <b>110L/100L</b></li> <li>Small parts: <b>BL600</b></li> </ul>
	<p>Complete Head Gear for KAVO ® INTRAlux® 68LDN</p> <p><b>P/N</b> <b>BL120</b> Original 0.540.2491</p>	<p><b>B</b></p> <ul style="list-style-type: none"> <li>⊗ Bearings: <b>110L/100L</b></li> <li>⊗ Small parts: <b>BL600</b></li> <li>Head: <b>BL010</b></li> <li>Kit: <b>BL121</b></li> <li>Int. shaft: <b>BL500</b></li> <li>Backcap: <b>BL320</b></li> <li>Screw: <b>BL611</b></li> <li>Key: <b>BL800</b></li> </ul>
	<p>Drive Kit for KAVO ® Complete Head Gear + Intermediate Shaft INTRAlux® 68LDN</p> <p><b>P/N</b> <b>BL121</b> Original 0.540.2491 + 0.540.1151</p>	<p><b>B</b></p> <ul style="list-style-type: none"> <li>⊗ Rotor: <b>BL110</b></li> <li>⊗ Int. shaft: <b>BL500</b></li> <li>Head: <b>BL010</b></li> <li>Backcap: <b>BL310</b></li> <li>Screw: <b>BL611</b></li> <li>Key: <b>BL800</b></li> </ul>
	<p>Complete Head Gear for KAVO ® INTRA® 68G</p> <p><b>P/N</b> <b>BL150</b> Original 0.540.1781</p>	<p><b>B</b></p> <ul style="list-style-type: none"> <li>⊗ Bearings: <b>400L</b></li> <li>Kit: <b>BL151</b></li> <li>Int. shaft: <b>BL550</b></li> </ul>
	<p>Drive Kit for KAVO ® Complete Head Gear + Intermediate Shaft INTRA® 68G</p> <p><b>P/N</b> <b>BL151</b> Original 0.540.1781 + 0.540.1151</p>	<p><b>B</b></p> <ul style="list-style-type: none"> <li>⊗ Rotor: <b>BL150</b></li> <li>⊗ Int. shaft: <b>BL550</b></li> </ul>
	<p>Complete Head Gear for KAVO ® INTRAmatic® 25LH/LHC INTRAmatic® 25LHS INTRAmatic® 25CN INTRAmatic® 25CH INTRAmatic® LUX 24LN INTRAmatic® LUX 24LS</p> <p><b>P/N</b> <b>BL130</b> Original 0.553.7341 / 0.553.5761</p>	<p><b>R</b></p> <ul style="list-style-type: none"> <li>⊗ Bearings: <b>130L/130L</b></li> <li>Kit: <b>BL131</b></li> <li>Int. shaft: <b>BL530</b></li> <li>Backcap: <b>BL330</b></li> <li>Idler shaft: <b>BL530i</b></li> <li>Spur wheel: <b>BL730</b></li> <li>Key: <b>BL830</b></li> <li>Fiber optic: <b>BF131L</b></li> </ul>
	<p>Drive Kit for KAVO ® Complete Head Gear + Intermediate Shaft INTRAmatic® 25LH/LHC INTRAmatic® 25LHS INTRAmatic® 25CN INTRAmatic® 25CH</p> <p><b>P/N</b> <b>BL131</b> Original 0.553.7341 + 0.553.7201</p>	<p><b>R</b></p> <ul style="list-style-type: none"> <li>⊗ Rotor: <b>BL130</b></li> <li>⊗ Int. shaft: <b>BL530</b></li> <li>Backcap: <b>BL330</b></li> <li>Idler shaft: <b>BL530i</b></li> <li>Spur wheel: <b>BL730</b></li> <li>Key: <b>BL830</b></li> <li>Fiber optic: <b>BF131L</b></li> </ul>
	<p>Drive Kit for KAVO ® Complete Head Gear + Intermediate Shaft INTRAmatic® 25LH/LHC INTRAmatic® 25LHS INTRAmatic® 25CN</p> <p><b>P/N</b> <b>BL131i</b> Original 553.7341 + 0.553.7201 + 0.553.7251</p>	<p><b>R</b></p> <ul style="list-style-type: none"> <li>⊗ Rotor: <b>BL130</b></li> <li>⊗ Int. shaft: <b>BL530</b></li> <li>⊗ Idler shaft: <b>BL530i</b></li> <li>Backcap: <b>BL330</b></li> <li>Spur wheel: <b>BL730</b></li> <li>Key: <b>BL830</b></li> <li>Fiber optic: <b>BF131L</b></li> </ul>
	<p>Complete Head Gear for KAVO ® EXPERTmatic® E25 EXPERTmatic® E25L</p> <p><b>P/N</b> <b>BL135</b> Original 1.008.4040</p>	<p><b>R</b></p> <ul style="list-style-type: none"> <li>⊗ Bearings: <b>135L/136L</b></li> <li>Kit: <b>BL136</b></li> <li>Int. shaft: <b>BL535</b></li> <li>Backcap: <b>BL335</b></li> <li>Spur wheel: <b>BL735</b></li> <li>Key: <b>BL835</b></li> <li>Fiber optic: <b>BF135L</b></li> </ul>

Models		Compatible parts
	Drive Kit for KAVO ® EXPERTmatic® E25 EXPERTmatic® E25L  <b>P/N</b> <b>BL136</b> Original 1.008.4040 + 1.007.9916	Ⓜ Rotor: <b>BL135</b> Ⓜ Int. shaft: <b>BL535</b> Backcapt: <b>BL335</b> Spur wheel: <b>BL735</b> Key: <b>BL835</b> Fiber optic: <b>BF135L</b>
	Complete Head Gear for KAVO ® GENTLEpower® LUX 25LP GENTLEpower® LUX 25LPA COMFORTdrive® 200XD COMFORTdrive® 200XDR  <b>P/N</b> <b>BL140</b> Original 1.001.3520 / 1.002.6135	Ⓜ Bearings: <b>131L/130L(145L/146L)</b> Kit: <b>BL141</b> Int. shaft: <b>BL540</b> Backcapt: <b>BL340</b> Idler shaft: <b>BL540i</b> Spur wheel: <b>BL740</b> Key: <b>BL840/BL841</b> Fiber optic: <b>BF140L</b>
	Drive Kit for KAVO ® Complete Head Gear + Intermediate Shaft GENTLEpower® LUX 25LP GENTLEpower® LUX 25LPA  <b>P/N</b> <b>BL141</b> Original 1.001.3520 / 1.002.6135 + 1.001.3515	Ⓜ Rotor: <b>BL140</b> Ⓜ Int. shaft: <b>BL540</b> Backcapt: <b>BL340</b> Idler shaft: <b>BL540i</b> Spur wheel: <b>BL740</b> Key: <b>BL840/BL841</b> Fiber optic: <b>BF140L</b>
	Complete Kit for KAVO ® Head Gear + Intermediate Shaft + Idler Shaft GENTLEpower® LUX 25LP GENTLEpower® LUX 25LPA  <b>P/N</b> <b>BL141i</b> Original 1.006.2965 (1.001.3520/1.002.6135 + 1.001.3515 + 1.001.3519)	Ⓜ Rotor: <b>BL140</b> Ⓜ Int. shaft: <b>BL540</b> Ⓜ Idler shaft: <b>BL540i</b>  Backcapt: <b>BL340</b> Spur wheel: <b>BL740</b> Key: <b>BL840/BL841</b> Fiber optic: <b>BF140L</b>
	Complete Head Gear for KAVO ® MASTERmatic® LUX M25L  <b>P/N</b> <b>BL160</b> Original 1.011.0129	Ⓜ Bearings: <b>141L/142L</b> Kit: <b>BL161</b> Int. shaft: <b>BL540</b> Backcapt: <b>BL360</b> Idler shaft: <b>BL540i</b> Spur wheel: <b>BL740</b> Key: <b>BL840/BL841</b> Fiber optic: <b>BF140L</b>
	Drive Kit for KAVO ® Head Gear + Intermediate Shaft MASTERmatic® LUX M25L  <b>P/N</b> <b>BL161</b> Original 1.011.0129 + 1.001.3515	Ⓜ Rotor: <b>BL160</b> Ⓜ Int. shaft: <b>BL540</b>  Backcapt: <b>BL360</b> Idler shaft: <b>BL540i</b> Spur wheel: <b>BL740</b> Key: <b>BL840/BL841</b> Fiber optic: <b>BF140L</b>
	Complete Kit for KAVO ® Head Gear + Intermediate Shaft + Idler Shaft MASTERmatic® LUX M25L  <b>P/N</b> <b>BL161i</b> Original 1.011.0129 + 1.001.3515 + 1.001.3519	Ⓜ Rotor: <b>BL160</b> Ⓜ Int. shaft: <b>BL540</b> Ⓜ Idler shaft: <b>BL540i</b>  Backcapt: <b>BL360</b> Spur wheel: <b>BL740</b> Key: <b>BL840/BL841</b> Fiber optic: <b>BF140L</b>
	Drive Kit for KAVO ® Head Gear + Intermediate Shaft MASTERmatic® LUX M05L  <b>P/N</b> <b>BL165</b> Original 1.011.1374	Ⓜ Bearings: <b>141L/142L</b> Kit: <b>BL166</b> Int. shaft: <b>BL565</b> Backcapt: <b>BL365</b> Idler shaft: <b>BL540i</b> Spur wheel: <b>BL740</b>
	Complete Kit for KAVO ® Head Gear + Intermediate Shaft + Idler Shaft MASTERmatic® LUX M05L  <b>P/N</b> <b>BL166</b> Original 1.011.1374 + 1.011.3206	Ⓜ Rotor: <b>BL165</b> Ⓜ Int. shaft: <b>BL565</b>  Backcapt: <b>BL365</b> Idler shaft: <b>BL540i</b> Spur wheel: <b>BL740</b>
	Head Gear for KAVO ® INTRAlux® 67LH INTRA® 67 INTRA® 67LHB  <b>P/N</b> <b>BL210</b> Original 0.540.4022	Ⓜ Head: <b>BL030</b> Rotor: <b>BL110</b> Int. shaft: <b>BL510</b> Backcap: <b>BL310</b> Screw: <b>BL611</b> Bearings: <b>140L/120L</b> Small parts: <b>BL600</b>








Models		Compatible parts
	<p><i>Complete Head Gear for KAVO ®</i>            INTRAlux® 67LH            INTRA® L67            INTRA® 67LHB            EXPERTmatic® E15L/C            INTRAcompact® 0767LHC/CHC</p> <p><b>P/N</b> <b>BL110</b> Original 0.540.3671</p>	<p><b>G</b></p> <ul style="list-style-type: none"> <li>⊕ Bearings: <b>140L/120L</b></li> <li>⊕ Small parts: <b>BL600</b></li> <li>Head: <b>BL030</b></li> <li>Kit: <b>BL111</b></li> <li>Int. shaft: <b>BL510</b></li> <li>Backcap: <b>BL310</b></li> <li>Screw: <b>BL611</b></li> <li>Key: <b>BL800</b></li> </ul>
	<p><i>Drive Kit for KAVO ®</i>  <i>Complete Head Gear + Intermediate Shaft</i>            INTRAlux® 67LH            INTRA® L67            INTRA® 67LHB</p> <p><b>P/N</b> <b>BL111</b> Original 0.540.3671 + 0.540.1151</p>	<p><b>G</b></p> <ul style="list-style-type: none"> <li>⊕ Rotor: <b>BL110</b></li> <li>⊕ Int. shaft: <b>BL510</b></li> <li>Head: <b>BL030</b></li> <li>Backcap: <b>BL310</b></li> <li>Screw: <b>BL611</b></li> <li>Key: <b>BL800</b></li> </ul>
	<p><i>Complete Head Gear for KAVO ®</i>            INTRA® LUX CL3            SURGtorque® S201L</p> <p><b>P/N</b> <b>BL180</b> Original 1.011.5595</p>	<p><b>G</b></p> <ul style="list-style-type: none"> <li>⊕ Bearings: <b>140L/670L</b></li> <li>Kit: <b>BL181</b></li> <li>Int. shaft: <b>BL580</b></li> <li>Backcap: <b>BL380</b></li> <li>Key: <b>BL880</b></li> </ul>
	<p><i>Drive Kit for KAVO ®</i>  <i>Head Gear + Intermediate Shaft</i>            INTRA® LUX CL3            SURGtorque® S201L</p> <p><b>P/N</b> <b>BL181</b> Original 1.011.5595 + 1.003.4207</p>	<p><b>G</b></p> <ul style="list-style-type: none"> <li>⊕ Rotor: <b>BL180</b></li> <li>⊕ Int. shaft: <b>BL580</b></li> <li>Backcap: <b>BL380</b></li> <li>Key: <b>BL880</b></li> <li>Bearings: <b>140L/670L</b></li> </ul>
	<p><i>Complete Head Gear for KAVO ®</i>            SURGtorque® S201XL</p> <p><b>P/N</b> <b>BL185</b> Original 3.000.5177</p>	<p><b>G</b></p> <ul style="list-style-type: none"> <li>⊕ Bearings: <b>680L/690L</b></li> <li>Backcap: <b>BL380</b></li> <li>Key: <b>BL880</b></li> </ul>

Contra-angle parts compatible with Kavo ®










## > Backcaps compatible with Kavo ®

Models		Compatible parts
	<p><i>Backcap for KAVO ®</i>            INTRAlux® 68LH</p> <p><b>P/N</b> <b>BL300</b> Original 0.540.3741</p>	<p><b>B</b></p> <ul style="list-style-type: none"> <li>Head: <b>BL020</b></li> <li>Head shell: <b>BL020-1</b></li> <li>Rotor: <b>BL100</b></li> <li>Kit: <b>BL101</b></li> <li>Int. shaft: <b>BL500</b></li> <li>Small parts: <b>BL600</b></li> <li>Screw: <b>BL611</b></li> <li>Key: <b>BL800</b></li> </ul>
	<p><i>Backcap for KAVO ®</i>            INTRAlux® L80</p> <p><b>P/N</b> <b>BL305</b> Original 1.005.3606</p>	<p><b>B</b></p> <ul style="list-style-type: none"> <li>Head: <b>BL050</b></li> <li>Head shell: <b>BL050-1</b></li> <li>Rotor: <b>BL105</b></li> <li>Kit: <b>BL106</b></li> <li>Int. shaft: <b>BL500</b></li> <li>Screw: <b>BL611</b></li> <li>Key: <b>BL800</b></li> </ul>
	<p><i>Backcap for KAVO ®</i>            INTRAlux® 67LDN            INTRAlux® 68LDN</p> <p><b>P/N</b> <b>BL320</b> Original 0.540.2501</p>	<p><b>B</b> <b>G</b></p> <ul style="list-style-type: none"> <li>Head: <b>BL010</b></li> <li>Head shell: <b>BL010-1</b></li> <li>Rotor: <b>BL120</b></li> <li>Kit: <b>BL121</b></li> <li>Int. shaft: <b>BL500</b></li> <li>Small parts: <b>BL600</b></li> <li>Screw: <b>BL611</b></li> <li>Key: <b>BL800</b></li> </ul>




Models		Compatible parts
	<p>Backcap for KAVO ® INTRAmatic® 25LH INTRAmatic® 25LHS INTRAmatic® 25CN INTRAmatic® 25CH INTRAmatic® 25LS INTRAmatic® LUX 24LN</p> <p><b>P/N</b> <b>BL330</b> Original 0.553.7031</p>	<p><b>R</b></p> <p>Rotor: <b>BL130</b> Kit: <b>BL131</b> Int. shaft: <b>BL530</b> Idle shaft: <b>BL530i</b> Spur wheel: <b>BL730</b> Key: <b>BL830</b> Fiber optic: <b>BF131L</b></p>
	<p>Backcap for KAVO ® EXPERTmatic® E25 EXPERTmatic® E25L</p> <p><b>P/N</b> <b>BL335</b> Original 1.008.1488</p>	<p><b>R</b></p> <p>Rotor: <b>BL135</b> Kit: <b>BL136</b> Int. shaft: <b>BL535</b> Spur wheel: <b>BL735</b> Key: <b>BL835</b> Fiber optic: <b>BF135L</b></p>
	<p>Backcap for KAVO ® GENTLEpower® LUX 25LP GENTLEpower® LUX 25LPA</p> <p><b>NOTE:</b> The crown is different than original one.</p> <p><b>P/N</b> <b>BL340</b> Original 1.009.3634 + 0.201.8157 + 1.001.3284</p>	<p><b>R</b></p> <p>Rotor: <b>BL140</b> Kit: <b>BL141</b> Int. shaft: <b>BL540</b> Idle shaft: <b>BL540i</b> Spur wheel: <b>BL740</b> Key: <b>BL840/BL841</b> Fiber optic: <b>BF140L</b></p>
	<p>Backcap for KAVO ® MASTERmatic® LUX M25L</p> <p><b>P/N</b> <b>BL360</b> Original 1.009.3634 + 0.201.8157 + 1.009.3638</p>	<p><b>R</b></p> <p>Rotor: <b>BL160</b> Kit: <b>BL161</b> Int. shaft: <b>BL540</b> Idle shaft: <b>BL540i</b> Spur wheel: <b>BL740</b> Key: <b>BL840/BL841</b> Fiber optic: <b>BF140L</b></p>
	<p>Backcap for KAVO ® MASTERmatic® LUX M05L</p> <p><b>P/N</b> <b>BL365</b> Original 3.000.6319 + 0.201.8157 + 3.000.6597</p>	<p><b>R</b></p> <p>Rotor: <b>BL165</b> Kit: <b>BL166</b> Int. shaft: <b>BL565</b> Idle shaft: <b>BL540i</b> Spur wheel: <b>BL740</b></p>
	<p>Backcap for KAVO ® INTRALux® 67LH/67LHB</p> <p><b>P/N</b> <b>BL310</b> Original 0.540.3741</p>	<p><b>G</b></p> <p>Head: <b>BL030</b> Head shell: <b>BL030-1</b> Rotor: <b>BL110</b> Kit: <b>BL111</b> Int. shaft: <b>BL510</b> Small parts: <b>BL600</b> Screw: <b>BL611</b> Key: <b>BL800</b></p>
	<p>Backcap for KAVO ® INTRA® LUX CL3</p> <p><b>P/N</b> <b>BL380</b> Original 1.001.4486 + 0.540.3752 + 0.201.8958 + 0.222.4040</p>	<p><b>G</b></p> <p>Rotor: <b>BL180</b> Kit: <b>BL181</b> Int. shaft: <b>BL580</b> Key: <b>BL880</b></p>

## > Intermediate shafts compatible with Kavo ®

Models		Compatible parts
 <p>Intermediate Shaft for KAVO ®            INTRAlux® 68LH/68LDN            INTRAhead® L80/L68            INTRAlux® 52LDN/80LD            EXPERTmatic® E20L            INTRA® 80G            INTRAcompact® 2068LHC</p> <p><b>P/N</b> <b>BL500</b> Original 0.540.1151</p>	<b>B</b>	Head: <b>BL010/BL020/BL050</b> Head shell: <b>BL010/BL020/BL050-1</b> Rotor: <b>BL100/BL120/BL105</b> Kit: <b>BL101/BL121/BL106</b> Backcap: <b>BL300/BL320/BL305</b> Small parts: <b>BL600</b> Screw: <b>BL611</b> Key: <b>BL800</b>
 <p>Intermediate Shaft for KAVO ®            INTRA® 68G</p> <p><b>P/N</b> <b>BL550</b> Original 0.540.1151</p>	<b>B</b>	Rotor: <b>BL150</b> Kit: <b>BL151</b>
 <p>Intermediate Shaft for KAVO ®            INTRAMatic® 25LH/LHC            INTRAMatic® 25LHS            INTRAMatic® 25CN            INTRAMatic® 25CH</p> <p><b>P/N</b> <b>BL530</b> Original 0.553.7201</p>	<b>R</b>	Rotor: <b>BL130</b> Kit: <b>BL131</b> Backcap: <b>BL330</b> Idler shaft: <b>BL530i</b> Spur wheel: <b>BL730</b> Key: <b>BL830</b> Fiber optic: <b>BF131L</b>
 <p>Idler Shaft for KAVO ®            INTRAMatic® 25LH/LHC            INTRAMatic® 25LHC            INTRAMatic® 25LHS            INTRAMatic® 25LN            INTRAMatic® 25CN</p> <p><b>P/N</b> <b>BL530i</b> Original 0.553.7251</p>	<b>R</b>	Rotor: <b>BL130</b> Kit: <b>BL131</b> Int. shaft: <b>BL530</b> Backcap: <b>BL330</b> Spur wheel: <b>BL730</b> Key: <b>BL830</b> Fiber optic: <b>BF131L</b>
 <p>Intermediate Shaft for KAVO ®            EXPERTmatic® E25            EXPERTmatic® E25L</p> <p><b>P/N</b> <b>BL535</b> Original 1.007.9916</p>	<b>R</b>	Rotor: <b>BL135</b> Kit: <b>BL136</b> Backcap: <b>BL335</b> Spur wheel: <b>BL735</b> Key: <b>BL835</b> Fiber optic: <b>BF135L</b>
 <p>Intermediate Shaft for KAVO ®            GENTLEpower® LUX 25LP            GENTLEpower® LUX 25LPA            MASTERmatic® LUX M25L</p> <p><b>P/N</b> <b>BL540</b> Original 1.001.3515</p>	<b>R</b>	Rotor: <b>BL140</b> Kit: <b>BL141</b> Backcap: <b>BL340</b> Idler shaft: <b>BL540i</b> Spur wheel: <b>BL740</b> Key: <b>BL840/BL841</b> Fiber optic: <b>BF140L</b>
 <p>Idler Shaft for KAVO ®            GENTLEpower® LUX 25LP            GENTLEpower® LUX 25LPA            MASTERmatic® LUX M25L            MASTERmatic® LUX M05L</p> <p><b>P/N</b> <b>BL540i</b> Original 1.001.3519</p>	<b>R</b>	Rotor: <b>BL140</b> Kit: <b>BL141</b> Int. shaft: <b>BL540</b> Backcap: <b>BL340</b> Spur wheel: <b>BL740</b> Key: <b>BL840/BL841</b> Fiber optic: <b>BF140L</b>
 <p>Intermediate Shaft for KAVO ®            MASTERmatic® LUX M05L</p> <p><b>P/N</b> <b>BL565</b> Original 1.011.3206</p>	<b>R</b>	Rotor: <b>BL165</b> Kit: <b>BL166</b> Backcap: <b>BL365</b> Idler shaft: <b>BL540i</b> Spur wheel: <b>BL740</b>
 <p>Intermediate Shaft for KAVO ®            INTRAlux® 67LH            INTRA® 67LHB            INTRA® 67G/L67/67CN            67HC            INTRAprophy® L31</p> <p><b>P/N</b> <b>BL510</b> Original 0.540.1161</p>	<b>G</b>	Head: <b>BL030</b> Head shell: <b>BL030-1</b> Rotor: <b>BL110</b> Kit: <b>BL111</b> Backcap: <b>BL310</b> Small parts: <b>BL600</b> Screw: <b>BL611</b> Key: <b>BL800</b>

## Models







## Compatible parts

	<p><i>Intermediate Shaft for KAVO ®</i> INTRA® LUX CL3</p> <p><b>P/N</b> <b>BL580</b> Original 1.003.4207</p>	<p><b>G</b></p> <p>Rotor: <b>BL180</b> Kit: <b>BL181</b> Backcap: <b>BL380</b> Key: <b>BL880</b></p>
---	---	--

**> Small parts compatible with Kavo ®**







## Models






## Compatible parts

	<p><i>Set of 3 pieces for KAVO ®</i> - Ring segment BL601 - Wire Ring BL602 - Slider BL603 <b>NOTE:</b> Head gear component.</p> <p><b>P/N</b> <b>BL600</b> Original 0.540.4102 + 0.540.4072 + 0.540.4112</p>	<p><b>B</b></p> <p>Many types</p> <p>Sold: Set of 3 pieces.</p>
	<p><i>Segment for KAVO ®</i> INTRA lux® 68LU/68LH/66LU/67LH/52LDN INTRAhead® L68/L68B/L66B/L62/L67 EXPERTmatic® E20L INTRAcompact® 2068LHC INTRAmatic® 14ES/20ES INTRAendo® 53LDN/62LDN/67LHB</p> <p><b>P/N</b> <b>BL601</b> Original 0.540.4102</p>	<p><b>B</b></p> <p>Many types</p>
	<p><i>Wire Ring for KAVO ®</i> INTRA lux® 68LU/68LH/66LU/67LH/52LDN INTRAhead® L68/L68B/L66B/L62/L67 EXPERTmatic® E20L INTRAcompact® 2068LHC INTRAmatic® 14ES/20ES INTRAendo® 53LDN/62LDN/67LHB</p> <p><b>P/N</b> <b>BL602</b> Original 0.540.4072</p>	<p><b>B</b></p> <p>Many types</p>
	<p><i>Slider for KAVO ®</i> INTRA lux® 68LU/68LH/66LU/67LH INTRAhead® L68/L68B/L66B/L67 EXPERTmatic® E20L INTRAcompact® 2068LHC INTRAmatic® 14ES/20ES INTRAendo® 67LHB</p> <p><b>P/N</b> <b>BL603</b> Original 0.540.4112</p>	<p><b>B</b></p> <p>Many types</p>
	<p><i>Balls for KAVO ®</i> GENTLEpower® LUX 25LP GENTLEpower® LUX 25LPA MASTERmatic® LUX M25L MASTERmatic® LUX M05L EXPERTorque® LUX E25/E25L</p> <p><b>P/N</b> <b>BL604</b> Original 0.257.4013</p>	<p><b>R</b></p> <p>Many types</p> <p>Sold: Set of 10 pieces</p>
	<p><i>Set of 4 pieces for KAVO ®</i> - 2 screws BL611 - 2 springs BL612 <b>NOTE:</b> Head component.</p> <p><b>P/N</b> <b>BL610</b> Original 0.201.0005 + 0.540.3162</p>	<p><b>B</b></p> <p>Many types</p> <p>Sold: Set of 4 pieces</p>





Models		Compatible parts	
	Screw for KAVO® many models  <b>P/N</b> BL611 Original 0.201.0005	<b>B</b>	Many types
	Spring for KAVO® many models  <b>P/N</b> BL612 Original 0.540.3162	<b>B</b>	Many types

## > Gears and spur wheels compatible with Kavo®

Models		Compatible parts	
	Gear for KAVO® Intermediate Shaft <b>- BL550 Front</b> INTRAlux® 68LH/68LDN EXPERTmatic® E20L INTRAcompact® 2068LHC  <b>P/N</b> BL621	<b>B</b> <b>- BL550 Front</b> INTRA® 68G	Head: <b>BL010/BL020/BL050</b> Head shell: <b>BL010/BL020/BL050-1</b> Rotor: <b>BL100/BL120/BL105/BL150</b> Kit: <b>BL101/BL121/BL106/BL151</b> Backcap: <b>BL300/BL320/BL305</b> Small parts: <b>BL600</b> Screw: <b>BL611</b> Key: <b>BL800</b>
	Gear for KAVO® Intermediate Shaft <b>- BL550 Rear</b> INTRAlux® 68LH/68LDN EXPERTmatic® E20L INTRAcompact® 2068LHC  <b>P/N</b> BL622	<b>B</b> <b>- BL550 Rear</b> INTRA® 68G	Head: <b>BL010/BL020/BL050</b> Head shell: <b>BL010/BL020/BL050-1</b> Rotor: <b>BL100/BL120/BL105/BL150</b> Kit: <b>BL101/BL121/BL106/BL151</b> Backcap: <b>BL300/BL320/BL305</b> Small parts: <b>BL600</b> Screw: <b>BL611</b> Key: <b>BL800</b>
	Spur Wheel for KAVO® EXPERTmatic® LUX E20L EXPERTmatic® E20C MASTERmatic® LUX M20L SMARTmatic® S20/S20S  <b>P/N</b> BL700 Original 0.534.0681	<b>B</b>	Head: <b>BL020</b> Head shell: <b>BL020-1</b> Rotor: <b>BL100</b> Kit: <b>BL101</b> Int.shaft: <b>BL500</b> Small parts: <b>BL600</b> Screw: <b>BL611</b>
	Gear for KAVO® Intermediate Shaft <b>- BL530 Front</b> INTRAmatic® 25LH INTRAmatic® 25LHS INTRAmatic® 25CN INTRAmatic® 25CH  <b>P/N</b> BL631	<b>R</b>	Rotor: <b>BL130</b> Kit: <b>BL131</b> Idnt. shaft: <b>BL530</b> Backcap: <b>BL330</b> Idler shaft: <b>BL530i</b> Spur wheel: <b>BL730</b> Key: <b>BL830</b>
	Gear for KAVO® Intermediate Shaft <b>- BL530 Rear</b> INTRAmatic® 25LH INTRAmatic® 25LHS INTRAmatic® 25CN INTRAmatic® 25CH  <b>P/N</b> BL632	<b>R</b>	Rotor: <b>BL130</b> Kit: <b>BL131</b> Idnt. shaft: <b>BL530</b> Backcap: <b>BL330</b> Idler shaft: <b>BL530i</b> Spur wheel: <b>BL730</b> Key: <b>BL830</b>
	Spur Wheel for KAVO® INTRAmatic® 25LH INTRAmatic® 25LHC INTRAmatic® 25LHS INTRAmatic® 25LN INTRAmatic® 25CN  <b>P/N</b> BL730 Original 0.553.9642	<b>R</b>	Rotor: <b>BL130</b> Kit: <b>BL131</b> Idnt. shaft: <b>BL530</b> Backcap: <b>BL330</b> Idler shaft: <b>BL530i</b> Key: <b>BL830</b>







Models		Compatible parts
	Gear for KAVO ® Intermediate Shaft <b>- BL535 Front</b> EXPERTmatic® E25/E25L  <b>P/N BL636</b>	<b>R</b> Rotor: <b>BL135</b> Kit: <b>BL136</b> Idnt. shaft: <b>BL535</b> Backcap: <b>BL335</b> Spur wheel: <b>BL735</b> Key: <b>BL835</b> Fiber optic: <b>BF135L</b>
	Spur Wheel for KAVO ® EXPERTmatic® E25 EXPERTmatic® E25L  <b>P/N BL735</b> Original 1.007.5555	<b>R</b> Rotor: <b>BL135</b> Kit: <b>BL136</b> Idnt. shaft: <b>BL535</b> Backcap: <b>BL335</b> Key: <b>BL835</b> Fiber optic: <b>BF135L</b>
	Gear for KAVO ® Intermediate Shaft <b>- BL540 Front</b> GENTLEpower® LUX 25LP GENTLEpower® LUX 25LPA MASTERmatic® LUX M25L  <b>P/N BL641</b>	<b>R</b> Rotor: <b>BL140</b> Kit: <b>BL141</b> Int. shaft: <b>BL540</b> Backcap: <b>BL340</b> Idler shaft: <b>BL540i</b> Spur wheel: <b>BL740</b> Key: <b>BL840/BL841</b> Fiber optic: <b>BF140L</b>
	Gear for KAVO ® Intermediate Shaft <b>- BL540 Rear</b> GENTLEpower® LUX 25LP GENTLEpower® LUX 25LPA MASTERmatic® LUX M25L  <b>P/N BL642</b>	<b>R</b> Rotor: <b>BL140</b> Kit: <b>BL141</b> Int. shaft: <b>BL540</b> Backcap: <b>BL340</b> Idler shaft: <b>BL540i</b> Spur wheel: <b>BL740</b> Key: <b>BL840/BL841</b>
	Spur Wheel for KAVO ® GENTLEpower® LUX 25LP GENTLEpower® LUX 25LPA MASTERmatic® LUX M25L MASTERmatic® LUX M05L  <b>P/N BL740</b> Original 1.001.3071	<b>R</b> Rotor: <b>BL140</b> Kit: <b>BL141</b> Int. shaft: <b>BL540</b> Backcap: <b>BL340</b> Idler shaft: <b>BL540i</b> Key: <b>BL840/BL841</b> Fiber optic: <b>BF140L</b>

## > Backcap keys compatible with Kavo ®










Models		Compatible parts
	Key for KAVO ® INTRAlux® 68LH INTRAlux® 67LH INTRAlux® 67LDN INTRAlux® 68LDN EXPERTmatic® E20L  <b>P/N BL800</b>	<b>B</b> <b>NOTE:</b> To open back cap and intermediate shaft screws
	Key for KAVO ® INTRAmatic® 25LH INTRAmatic® 25LHS INTRAmatic® 25CN INTRAmatic® 25CH INTRAmatic® 25LS INTRAmatic® LUX 24LN  <b>P/N BL830</b> Original 0.411.0921	<b>R</b> Rotor: <b>BL130</b> Kit: <b>BL131</b> Idnt. shaft: <b>BL530</b> Backcap: <b>BL330</b> Idler shaft: <b>BL530i</b> Spur wheel: <b>BL730</b>
	Key for KAVO ® EXPERTmatic® E25 EXPERTmatic® E25L  <b>P/N BL835</b> Original 1.008.2377	<b>R</b> Rotor: <b>BL135</b> Kit: <b>BL136</b> Idnt. shaft: <b>BL535</b> Backcap: <b>BL335</b> Spur wheel: <b>BL735</b> Fiber optic: <b>BF135L</b>
	<b>IMPROVED</b> Key for KAVO ® GENTLEpower® LUX 25LP GENTLEpower® LUX 25LPA MASTERmatic® LUX M25L  <b>P/N BL840</b> Original 1.001.3288	<b>R</b> <b>NOTE:</b> One side for original backcap crown 1.001.3284, other side for BL340 crown. Rotor: <b>BL140</b> Kit: <b>BL141</b> Int. shaft: <b>BL540</b> Backcap: <b>BL340</b> Idler shaft: <b>BL540i</b> Fiber optic: <b>BF140L</b>











Models		Compatible parts
	<p><i>Ejector for KAVO ®</i> GENTLEpower® LUX 25LP GENTLEpower® LUX 25LPA MASTERmatic® LUX M25L</p> <p><b>P/N</b> BL841 Original 1.001.3286</p>	<p><b>R</b></p> <p>Rotor: <b>BL140</b> Kit: <b>BL141</b> Int. shaft: <b>BL540</b> Backcap: <b>BL340</b> Idler shaft: <b>BL540i</b> Fiber optic: <b>BF140L</b></p>
	<p><i>Key for KAVO ®</i> INTRA® LUX CL3</p> <p><b>P/N</b> BL880 Original 0.540.4012</p>	<p><b>G</b></p> <p>Rotor: <b>BL180</b> Kit: <b>BL181</b> Int. shaft: <b>BL580</b> Backcap: <b>BL380</b></p>

## > Repair tools compatible with Kavo ® \*other tools, adhesives, etc look in "General repair tools">>>





Models		Compatible parts
	<p><i>Back key for KAVO ®</i> - to open the rear threaded ring 0.524.4062</p> <p><b>P/N</b> BL8050 Original 0.411.1881</p>	<p><b>B</b> <b>G</b> <b>R</b></p> <p>Many types</p>
	<p><i>Tension sleeve for KAVO ®</i> - to release the insert from elbow sleeve</p> <p><b>P/N</b> BL8100 Original 0.411.4451</p>	<p><b>B</b> <b>G</b> <b>R</b></p> <p>Many types</p>
	<p><i>Assembly pliers for KAVO ®</i> - to twist the sleeves or inserts</p> <p><b>P/N</b> BL8150 Original 0.411.2421</p>	<p><b>B</b> <b>G</b> <b>R</b></p> <p>Many types</p>
	<p><i>Circlip pliers for KAVO ®</i> - to hold the handpiece sleeve</p> <p><b>P/N</b> BL8200 Original 0.411.3921</p>	<p><b>B</b> <b>G</b> <b>R</b></p> <p>Many types</p>
	<p>Torque wrench Wera ® - 0,3-1,2Nm</p> <p><b>P/N</b> RPTW1</p>	<p><b>B</b> <b>G</b> <b>R</b></p>
	<p>Torque wrench Wera ® - 1,2-3Nm</p> <p><b>P/N</b> RPTW2</p>	<p><b>B</b> <b>G</b> <b>R</b></p>








**> Rotors and drive kits compatible with W&H ®**

Models		Compatible parts
	<p>Complete Head Gear for W&amp;H ® Alegra® WE-56 Alegra® WE-56E Alegra® WE-66 LED G <b>NOTE:</b> Handpiece with 1 blue ring.</p> <p><b>P/N</b> <b>CL100</b> Original 05843300</p>	<p>⊕ Bearings: <b>120L/120L</b> Kit: <b>CL101</b> Int. shaft: <b>CL500</b> Backcap: <b>CL300</b> Key: <b>CL800</b> Gear: <b>CL621/CL622</b> O-rings: <b>O603</b></p>
	<p>Drive Kit for W&amp;H ® Complete Head Gear + Intermediate Shaft Alegra® WE-56 Alegra® WE-56E <b>NOTE:</b> Handpiece with 1 blue ring.</p> <p><b>P/N</b> <b>CL101</b> Original 05843300 + 05852500</p>	<p>⊕ Rotor: <b>CL100</b> ⊕ Int. shaft: <b>CL500</b> Backcap: <b>CL300</b> Key: <b>CL800</b> Gear: <b>CL621/CL622</b> O-rings: <b>O603</b></p>
	<p>Complete Head Gear for W&amp;H ® Alegra® WE-56 Alegra® WE-56T <b>NOTE:</b> Handpiece without blue ring.</p> <p><b>P/N</b> <b>CL102</b> Original 07539000</p>	<p>⊕ Bearings: <b>100L/100L</b> Kit: <b>CL103</b> Int. shaft: <b>CL502</b> Backcap: <b>CL302</b> Key: <b>CL800</b></p>
	<p>Drive Kit for W&amp;H ® Complete Head Gear + Intermediate Shaft Alegra® WE-56 Alegra® WE-56T <b>NOTE:</b> Handpiece without blue ring.</p> <p><b>P/N</b> <b>CL103</b> Original 07539000 + 07250900</p>	<p>⊕ Rotor: <b>CL102</b> ⊕ Int. shaft: <b>CL502</b> Backcap: <b>CL302</b> Key: <b>CL800</b></p>
	<p>Complete Head Gear for W&amp;H ® Alegra® WE-56 LED Alegra® WE-56A</p> <p><b>P/N</b> <b>CL130</b> Original 05844400</p>	<p>⊕ Bearings: <b>120L/120L</b> Kit: <b>CL131</b> Int. shaft: <b>CL530</b> Backcap: <b>CL300</b> Key: <b>CL800</b> O-rings: <b>O603</b></p>
	<p>Drive Kit for W&amp;H ® Complete Head Gear + Intermediate Shaft Alegra® WE-56 LED Alegra® WE-56A</p> <p><b>P/N</b> <b>CL131</b> Original 05844400 + 05844300</p>	<p>⊕ Rotor: <b>CL130</b> ⊕ Int. shaft: <b>CL530</b> Backcap: <b>CL300</b> Key: <b>CL800</b> O-rings: <b>O603</b></p>
	<p>Complete Head Gear for W&amp;H ® Trend® WD-56 Trend® WD-66 <b>NOTE:</b> Supplied with backcap CL305.</p> <p><b>P/N</b> <b>CL105</b> Original 03425000</p>	<p>⊕ Bearings: <b>120L/120L</b> ⊕ Backcap: <b>CL305</b> Kit: <b>CL106</b> Int. shaft: <b>CL505</b> Key: <b>CL805</b></p>
	<p>Drive Kit for W&amp;H ® Complete Head Gear + Intermediate Shaft Trend® WD-56 Trend® WD-66 <b>NOTE:</b> Supplied with backcap CL305.</p> <p><b>P/N</b> <b>CL106</b> Original 03425000 + 03403500</p>	<p>⊕ Rotor: <b>CL105</b> ⊕ Int. shaft: <b>CL505</b> ⊕ Backcap: <b>CL305</b> Key: <b>CL805</b></p>
	<p>Complete Head Gear for W&amp;H ® RC-58</p> <p><b>P/N</b> <b>CL110</b></p>	<p>Kit: <b>CL111</b> Int. shaft: <b>CL510</b></p>

Models		Compatible parts
	<p>Drive Kit for W&amp;H ® Complete Head Gear + Intermediate Shaft RC-58</p> <p><b>P/N</b> CL111</p>	<p><b>B</b></p> <ul style="list-style-type: none"> <li>⊕ Rotor: <b>CL110</b></li> <li>⊕ Int. shaft: <b>CL510</b></li> </ul>
	<p>Complete Head Gear for W&amp;H ® 956LT Synea® WA-56/WA-56LT *till 2007 Synea® WA-66/WA-66LT *till 2007 <b>NOTE:</b> Hanpiece with 2 blue/green rings.</p> <p><b>P/N</b> CL107 Original 03819000</p>	<p><b>B</b></p> <ul style="list-style-type: none"> <li>⊕ Bearings: <b>120L/120L</b></li> <li>Kit: <b>CL108</b></li> <li>Int. shaft: <b>CL507</b></li> <li>Backcap: <b>CL307</b></li> <li>Key: <b>CL805</b></li> </ul>
	<p>Drive Kit for W&amp;H ® Complete Head Gear + Intermediate Shaft Synea® WA-56/WA-56LT *till 2007 Synea® WA-66/WA-66LT *till 2007 <b>NOTE:</b> Hanpiece with 2 blue/green rings.</p> <p><b>P/N</b> CL108 Original 03819000 + 03821000</p>	<p><b>B</b></p> <ul style="list-style-type: none"> <li>⊕ Rotor: <b>CL107</b></li> <li>⊕ Int. shaft: <b>CL507</b></li> <li>Backcap: <b>CL307</b></li> <li>Key: <b>CL805</b></li> </ul>
	<p>Complete Head Gear for W&amp;H ® Synea® WA-56/WA-56LT *from 2007 Synea® WA-66/WA-66A/WA-66LT *from 2007 Synea® Vision WK-56 SN &lt; 04013 Synea® Vision WK-66 SN &lt; 01906 <b>NOTE:</b> Hanpiece with 1 blue/green ring.</p> <p><b>P/N</b> CL120 Original 05431100</p>	<p><b>B</b></p> <ul style="list-style-type: none"> <li>⊕ Bearings: <b>550L/550L</b></li> <li>Kit: <b>CL121</b></li> <li>Int. shaft: <b>CL520</b></li> <li>Backcap: <b>CL320</b></li> <li>Key: <b>CL820</b></li> <li>Fibre optic: <b>CF150L/CF135L</b></li> </ul>
	<p>Drive Kit for W&amp;H ® Complete Head Gear + Intermediate Shaft Synea® WA-56/WA-56LT *from 2007 Synea® Vision WK-56 SN &lt; 04013 <b>NOTE:</b> Hanpiece with 1 blue/green ring.</p> <p><b>P/N</b> CL121 Original 05431100 + 05233200</p>	<p><b>B</b></p> <ul style="list-style-type: none"> <li>⊕ Rotor: <b>CL120</b></li> <li>⊕ Int. shaft: <b>CL520</b></li> <li>Backcap: <b>CL320</b></li> <li>Key: <b>CL820</b></li> <li>Fibre optic: <b>CF150L</b></li> </ul>
	<p>Complete Head Gear for W&amp;H ® Fusion® WG-56LT SN &lt; 014633 Fusion® WG-66LT SN &lt; 002950</p> <p><b>P/N</b> CL117 Original 06994300</p>	<p><b>B</b></p> <ul style="list-style-type: none"> <li>⊕ Bearings: <b>100L/550L</b></li> <li>Kit: <b>CL118</b></li> <li>Int. shaft: <b>CL520</b></li> <li>Backcap: <b>CL320</b></li> <li>Key: <b>CL820</b></li> <li>Fibre optic: <b>CF150L</b></li> </ul>
	<p>Drive Kit for W&amp;H ® Complete Head Gear + Intermediate Shaft Fusion® WG-56LT SN &lt; 014633</p> <p><b>P/N</b> CL118 Original 06994300 + 05233200</p>	<p><b>B</b></p> <ul style="list-style-type: none"> <li>⊕ Rotor: <b>CL117</b></li> <li>⊕ Int. shaft: <b>CL520</b></li> <li>Backcap: <b>CL320</b></li> <li>Key: <b>CL820</b></li> <li>Fibre optic: <b>CF150L</b></li> </ul>
	<p>Complete Head Gear for W&amp;H ® Fusion® WG-56LT SN &gt; 014634</p> <p><b>P/N</b> CL122 Original 07605900</p>	<p><b>B</b></p> <ul style="list-style-type: none"> <li>⊕ Bearings: <b>550L/550L</b></li> <li>Kit: <b>CL123</b></li> <li>Int. shaft: <b>CL522</b></li> <li>Backcap: <b>CL320</b></li> <li>Key: <b>CL820</b></li> <li>Fibre optic: <b>CF135L</b></li> </ul>
	<p>Drive Kit for W&amp;H ® Complete Head Gear + Intermediate Shaft Fusion® WG-56LT SN &gt; 014633</p> <p><b>P/N</b> CL123 Original 07605900 + 06796000</p>	<p><b>B</b></p> <ul style="list-style-type: none"> <li>⊕ Rotor: <b>CL122</b></li> <li>⊕ Int. shaft: <b>CL522</b></li> <li>Backcap: <b>CL320</b></li> <li>Key: <b>CL820</b></li> <li>Fibre optic: <b>CF135L</b></li> </ul>
	<p>Complete Head Gear for W&amp;H ® Vision® WK-56LT SN &gt; 04014 Vision® WK-56S</p> <p><b>P/N</b> CL112 Original 07312400</p>	<p><b>B</b></p> <ul style="list-style-type: none"> <li>⊕ Bearings: <b>550L/550L</b></li> <li>Kit: <b>CL113</b></li> <li>Int. shaft: <b>CL522</b></li> <li>Backcap: <b>CL320</b></li> <li>Key: <b>CL820</b></li> <li>Fibre optic: <b>CF135L</b></li> </ul>












Models		Compatible parts
	Drive Kit for W&H ® Complete Head Gear + Intermediate Shaft Vision® WK-56LT SN > 04014 Vision® WK-56S	<b>B</b> ☉ Rotor: <b>CL112</b> ☉ Int. shaft: <b>CL522</b> Backcap: <b>CL320</b> Key: <b>CL820</b> Fibre optic: <b>CF135L</b>
	Complete Head Gear for W&H ® Alegra® WE-99A Alegra® WE-99 LED G	<b>R</b> ☉ Bearings: <b>566L/566L</b> Kit: <b>CL116</b> Int. shaft: <b>CL515</b> Backcap: <b>CL315</b> Key: <b>CL800</b> Spur wheel: <b>CL715</b> O-rings: <b>O603</b>
	Drive Kit for W&H ® Complete Head Gear + Intermediate Shaft Alegra® WE-99A Alegra® WE-99 LED G	<b>R</b> ☉ Rotor: <b>CL115</b> ☉ Int. shaft: <b>CL515</b> Backcap: <b>CL315</b> Key: <b>CL800</b> Spur wheel: <b>CL715</b> O-rings: <b>O603</b>
	Complete Head Gear for W&H ® Synea® WA-99LT *till 2007 Synea® WA-99A *till 2009 <b>NOTE:</b> Hanpiece with 2 red rings, 3-port spray.	<b>R</b> ☉ Bearings: <b>566L/566L</b> Kit: <b>CL128</b> Int. shaft: <b>CL527</b> Backcap: <b>CL327</b> Key: <b>CL805</b> Spur wheel: <b>CL727</b> Fibre optic: <b>CF150L</b> O-rings: <b>O603/O604</b>
	Drive Kit for W&H ® Complete Head Gear + Intermediate Shaft Synea® WA-99LT *till 2007 Synea® WA-99A *till 2009 <b>NOTE:</b> Hanpiece with 2 red rings, 3-port spray.	<b>R</b> ☉ Rotor: <b>CL127</b> ☉ Int. shaft: <b>CL527</b> Backcap: <b>CL327</b> Key: <b>CL805</b> Spur wheel: <b>CL727</b> Fibre optic: <b>CF150L</b> O-rings: <b>O603/O604</b>
	Complete Head Gear for W&H ® Synea® WA-99LT *from 2007 Synea® WA-99A *from 2009 <b>NOTE:</b> Hanpiece with 1 red ring, 5-port spray.	<b>R</b> ☉ Bearings: <b>565L/770L</b> Kit: <b>CL126</b> Int. shaft: <b>CL525</b> Backcap: <b>CL325</b> Key: <b>CL825</b> Spur wheel: <b>CL725</b> Fibre optic: <b>CF150L</b> O-rings: <b>O604</b>
	Drive Kit for W&H ® Complete Head Gear + Intermediate Shaft Synea® WA-99LT *from 2007 Synea® WA-99A *from 2009 <b>NOTE:</b> Hanpiece has 1 red ring, 5-port spray.	<b>R</b> ☉ Rotor: <b>CL125</b> ☉ Int. shaft: <b>CL525</b> Backcap: <b>CL325</b> Key: <b>CL825</b> Spur wheel: <b>CL725</b> Fibre optic: <b>CF150L</b> O-rings: <b>O604</b>
	Complete Head Gear for W&H ® Fusion® WG-99LT SN < 007801 Fusion® WG-99 LED G SN < 007801 Fusion® WG-99 A SN < 001818	<b>R</b> ☉ Bearings: <b>566L/566L</b> Kit: <b>CL133</b> Int. shaft: <b>CL525</b> Backcap: <b>CL315</b> Key: <b>CL800</b> Spur wheel: <b>CL715</b> Fibre optic: <b>CF150L</b> O-rings: <b>O603</b>
	Drive Kit for W&H ® Complete Head Gear + Intermediate Shaft Fusion® WG-99LT SN < 007801 Fusion® WG-99 LED G SN < 007801	<b>R</b> ☉ Rotor: <b>CL132</b> ☉ Int. shaft: <b>CL525</b> Backcap: <b>CL315</b> Key: <b>CL800</b> Spur wheel: <b>CL715</b> Fibre optic: <b>CF150L</b> O-rings: <b>O603</b>
	Complete Head Gear for W&H ® Fusion® WG-99LT SN > 007802 Vision® WK-99LT SN > 01001 Fusion® WG-99 A SN > 001818	<b>R</b> ☉ Bearings: <b>565L/565L</b> Kit: <b>CL136</b> Int. shaft: <b>CL535</b> Backcap: <b>CL335</b> Key: <b>CL825</b> Spur wheel: <b>CL735</b> Fibre optic: <b>CF135L</b>

Models		Compatible parts
	<p>Drive Kit for W&amp;H ® Complete Head Gear + Intermediate Shaft Fusion® WG-99LT SN &gt; 007802 Vision® WK-99LT SN &gt; 01001</p> <p><b>P/N</b> CL136 Original 07473400 + 06579200</p>	<p><b>R</b></p> <ul style="list-style-type: none"> <li>⊕ Rotor: <b>CL135</b></li> <li>⊕ Int. shaft: <b>CL535</b></li> <li>Backcap: <b>CL335</b></li> <li>Key: <b>CL825</b></li> <li>Spur wheel: <b>CL735</b></li> <li>Fibre optic: <b>CF135L</b></li> </ul>
	<p>Complete Head Gear for W&amp;H ® WI-75 E/KM WI-75 LED G WS-75 E/KM SN &gt; 030000 WS-75 L G WS-75 LED G WS-75 L G</p> <p><b>P/N</b> CL140 Original 04939900</p>	<p><b>G</b></p> <ul style="list-style-type: none"> <li>⊕ Bearings: <b>580L/580L</b></li> <li>Kit: <b>CL141/CL142</b></li> <li>Int. shaft: <b>CL540/CL541</b></li> <li>Backcap: <b>CL350</b></li> <li>Key: <b>CL850</b></li> </ul> <p><b>Tech info</b> 0201</p>
	<p>Drive Kit for W&amp;H ® Complete Head Gear + Intermediate Shaft WI-75 E/KM WI-75 LED G</p> <p><b>NOTE:</b> New teeth shape on head gear and intermediate shaft.</p> <p><b>P/N</b> CL141 Original 04939900 + 04667600</p>	<p><b>G</b></p> <p>Replace rotor, intermediate shaft and backcap for handpieces older than 03/2012. Consult tech info.</p> <ul style="list-style-type: none"> <li>⊕ Rotor: <b>CL140</b></li> <li>⊕ Int. shaft: <b>CL540</b></li> <li>Backcap: <b>CL350</b></li> <li>Key: <b>CL850</b></li> </ul> <p><b>Tech info</b> 0201</p>
	<p>Drive Kit for W&amp;H ® Complete Head Gear + Intermediate Shaft WS-75 LED G</p> <p><b>NOTE:</b> New teeth shape on head gear and intermediate shaft.</p> <p><b>P/N</b> CL142 Original 04939900 + 06025100</p>	<p><b>G</b></p> <p>Replace rotor, intermediate shaft and backcap for handpieces older than 03/2012. Consult tech info.</p> <ul style="list-style-type: none"> <li>⊕ Rotor: <b>CL140</b></li> <li>⊕ Int. shaft: <b>CL545</b></li> <li>Backcap: <b>CL350</b></li> <li>Key: <b>CL850</b></li> </ul> <p><b>Tech info</b> 0201</p>
	<p>Drive Kit for W&amp;H ® Complete Head Gear + Intermediate Shaft WS-75 E/KM SN &gt; 30000</p> <p><b>P/N</b> CL143 Original 04939900 + 04948000</p>	<p><b>G</b></p> <ul style="list-style-type: none"> <li>⊕ Rotor: <b>CL140</b></li> <li>⊕ Int. shaft: <b>CL555</b></li> <li>Backcap: <b>CL350</b></li> <li>Key: <b>CL850</b></li> </ul>
	<p>Complete Head Gear for W&amp;H ® WS-75 E/KM SN &lt; 25335</p> <p><b>NOTE:</b> New teeth shape on head gear and intermediate shaft.</p> <p><b>P/N</b> CL150 Original 05101300</p>	<p><b>G</b></p> <p>Replace rotor, intermediate shaft and backcap for handpieces older than 03/2012. Consult tech info.</p> <ul style="list-style-type: none"> <li>⊕ Bearings: <b>580L/580L</b></li> <li>Kit: <b>CL151</b></li> <li>Int. shaft: <b>CL550</b></li> <li>Backcap: <b>CL350</b></li> <li>Key: <b>CL850</b></li> </ul> <p><b>Tech info</b> 0201</p>
	<p>Drive Kit for W&amp;H ® Complete Head Gear + Intermediate Shaft WS-75 E/KM SN &lt; 25335</p> <p><b>NOTE:</b> New teeth shape on head gear and intermediate shaft.</p> <p><b>P/N</b> CL151 Original 05101300 + 04016900</p>	<p><b>G</b></p> <p>Replace rotor, intermediate shaft and backcap for handpieces older than 03/2012. Consult tech info.</p> <ul style="list-style-type: none"> <li>⊕ Rotor: <b>CL150</b></li> <li>⊕ Int. shaft: <b>CL550</b></li> <li>Backcap: <b>CL350</b></li> <li>Key: <b>CL850</b></li> </ul> <p><b>Tech info</b> 0201</p>










Contra-angle parts compatible with W&amp;H ®









## > Backcaps compatible with W&H ®

Models		Compatible parts
	<p>Backcap for W&amp;H ® Alegra® WE-56/56A/56E Alegra® WE-56 LED</p> <p><b>NOTE:</b> Handpiece with 1 blue ring.</p> <p><b>P/N</b> CL300 Original 05843800</p>	<p><b>B</b></p> <ul style="list-style-type: none"> <li>Rotor: <b>CL100/CL130</b></li> <li>Kit: <b>CL101/CL131</b></li> <li>Int. shaft: <b>CL500/CL530</b></li> <li>Key: <b>CL800</b></li> <li>Gear: <b>CL621/CL622</b></li> <li>O-rings: <b>O603</b></li> </ul>

Models		Compatible parts
	<p><i>Backcap for W&amp;H ®</i> Alegre® WE-56 Alegre® WE-56T <b>NOTE:</b> Handpiece with no blue ring.</p> <p><b>P/N</b> <b>CL302</b> Original 06993800</p>	<p><b>B</b></p> <p>Rotor: <b>CL102</b> Kit: <b>CL103</b> Int. shaft: <b>CL502</b> Key: <b>CL800</b></p>
	<p><i>Backcap for W&amp;H ®</i> Trend® WD-56 Trend® WD-66</p> <p><b>P/N</b> <b>CL305</b> Original 03424700</p>	<p><b>B</b></p> <p>Rotor: <b>CL105</b> Kit: <b>CL106</b> Int. shaft: <b>CL505</b> Key: <b>CL805</b></p>
	<p><i>Backcap for W&amp;H ®</i> Synea® WA-56LT *till 2007 <b>NOTE:</b> Handpiece with 2 blue rings.</p> <p><b>P/N</b> <b>CL307</b> Original 05345200</p>	<p><b>B</b></p> <p>Rotor: <b>CL107</b> Kit: <b>CL108</b> Int. shaft: <b>CL507</b> Key: <b>CL805</b> O-rings: <b>O603</b></p>
	<p><i>Backcap for W&amp;H ®</i> Synea® WA-56/56LT *from 2007 Synea® WA-66LT *from 2007 <b>NOTE:</b> Handpiece with 2 blue/green rings. Synea® Vision® WK-56LT SN &gt; 04014 Synea® Vision WK-56 SN &lt; 04013 Fusion® WG-56LT SN &lt; 014633 &amp; &gt; 014634</p> <p><b>P/N</b> <b>CL320</b> Original 05112800 + 03819600 + 04952800 + 05280400</p>	<p><b>B</b> <b>G</b></p> <p>Fusion® WG-66LT SN &lt; 002950 &amp; &gt; 002951</p> <p>Rotor: <b>CL120/CL117/CL122/CL112</b> Kit: <b>CL121/CL118/CL123/CL113</b> Int. shaft: <b>CL520/CL523/CL522</b> Key: <b>CL820</b> Fibre optic: <b>CF150L/CF135L</b></p>
	<p><i>Backcap for W&amp;H ®</i> Alegre® WE-99A Alegre® WE-99 LED G Fusion® WG-99LT SN &lt; 007801 Fusion® WG-99 LED G SN &lt; 007801</p> <p><b>P/N</b> <b>CL315</b> Original 05846000</p>	<p><b>R</b></p> <p>Rotor: <b>CL115/CL132</b> Kit: <b>CL116/CL133</b> Int. shaft: <b>CL515/CL525</b> Key: <b>CL800</b> Spur wheel: <b>CL715</b> Fibre optic: <b>CF150L</b> O-rings: <b>O603</b></p>
	<p><i>Backcap for W&amp;H ®</i> Synea® WA-99A/99LT *till 2007</p> <p><b>P/N</b> <b>CL327</b> Original 04943000</p>	<p><b>R</b></p> <p>Rotor: <b>CL127</b> Kit: <b>CL128</b> Int. shaft: <b>CL527</b> Key: <b>CL805</b> Spur wheel: <b>CL727</b> Fibre optic: <b>CF150L</b> O-rings: <b>O603/O604</b></p>
	<p><i>Backcap for W&amp;H ®</i> Synea® WA-99A/99LT *from 2007</p> <p><b>P/N</b> <b>CL325</b> Original 07771800 / 07771700 / 04952800</p>	<p><b>R</b></p> <p>Rotor: <b>CL125</b> Kit: <b>CL126</b> Int. shaft: <b>CL525</b> Key: <b>CL825</b> Spur wheel: <b>CL725</b> Fibre optic: <b>CF150L</b> O-rings: <b>O604</b></p>
	<p><i>Backcap for W&amp;H ®</i> Fusion® WG-99LT SN &gt; 007802 Vision® WK-99LT SN &gt; 01001 Fusion® WG-99 A SN &gt; 001819</p> <p><b>P/N</b> <b>CL335</b> Original 07430500</p>	<p><b>R</b></p> <p>Rotor: <b>CL135</b> Kit: <b>CL136</b> Int. shaft: <b>CL535</b> Key: <b>CL825</b> Spur wheel: <b>CL735</b> Fibre optic: <b>CF135L</b></p>
	<p><i>Backcap for W&amp;H ®</i> WS-75 WS-75 E/KM SN &lt; 025335 WS-75 E/KM SN &gt; 030000 WI-75 E/KM WI-75 LED G WS-75 LED G</p> <p><b>P/N</b> <b>CL350</b> Original 04940500</p>	<p><b>G</b></p> <p>Rotor: <b>CL140/CL150</b> Kit: <b>CL141/CL142/CL151</b> Int. shaft: <b>CL40/CL545/CL550</b> Key: <b>CL850</b></p>






## > Intermediate shafts compatible with W&H ®

Models		Compatible parts	
	<p>Intermediate Shaft for W&amp;H ® Alegra® WE-56 Alegra® WE-56E <b>NOTE:</b> Handpiece with 1 blue ring.</p> <p><b>P/N</b> <b>CL500</b> Original 05852500</p>	<b>B</b>	<p>Rotor: <b>CL100</b> Kit: <b>CL101</b> Backcap: <b>CL300</b> Key: <b>CL800</b> Gear: <b>CL621/CL622</b> O-rings: <b>O603</b></p>
	<p>Intermediate Shaft for W&amp;H ® Alegra® WE-56 Alegra® WE-56T <b>NOTE:</b> Handpiece with no blue ring.</p> <p><b>P/N</b> <b>CL502</b> Original 07250900</p>	<b>B</b>	<p>Rotor: <b>CL102</b> Kit: <b>CL103</b> Backcap: <b>CL302</b> Key: <b>CL800</b></p>
	<p>Intermediate Shaft for W&amp;H ® Alegra® WE-56 LED Alegra® WE-56A</p> <p><b>P/N</b> <b>CL530</b> Original 05844300</p>	<b>B</b>	<p>Rotor: <b>CL130</b> Kit: <b>CL131</b> Backcap: <b>CL300</b> Key: <b>CL800</b> O-rings: <b>O603</b></p>
	<p>Intermediate Shaft for W&amp;H ® Trend® WD-56</p> <p><b>P/N</b> <b>CL505</b> Original 03403500</p>	<b>B</b>	<p>Rotor: <b>CL102</b> Kit: <b>CL106</b> Backcap: <b>CL305</b> Int. shaft: <b>CL505</b> Key: <b>CL805</b></p>
	<p>Intermediate Shaft for W&amp;H ® RC-58</p> <p><b>P/N</b> <b>CL510</b></p>	<b>B</b>	<p>Rotor: <b>CL110</b> Kit: <b>CL111</b></p>
	<p>Intermediate Shaft for W&amp;H ® Synea® WA-56LT *till 2007</p> <p><b>P/N</b> <b>CL507</b> Original 03821000</p>	<b>B</b>	<p>Rotor: <b>CL107</b> Kit: <b>CL108</b> Backcap: <b>CL307</b> Int. shaft: <b>CL505</b> Key: <b>CL805</b> Fibre optic: <b>CF150L</b> O-rings: <b>O603</b></p>
	<p>Intermediate Shaft for W&amp;H ® Synea® WA-56/WA-56LT *from 2007 Fusion® WG-56LT SN &lt; 014633 Synea® Vision WK-56 SN &lt; 04013</p> <p><b>P/N</b> <b>CL520</b> Original 05233200</p>	<b>B</b>	<p>Rotor: <b>CL120/CL117</b> Kit: <b>CL121/CL118</b> Backcap: <b>CL320</b> Key: <b>CL820</b> Fibre optic: <b>CF150L</b></p>
	<p>Intermediate Shaft for W&amp;H ® Fusion® WG-56LT SN &gt; 014634 Vision® WK-56LT SN &gt; 04014 Vision® WK-56S</p> <p><b>P/N</b> <b>CL522</b> Original 06796000</p>	<b>B</b>	<p>Rotor: <b>CL122</b> Kit: <b>CL123</b> Backcap: <b>CL320</b> Key: <b>CL820</b> Fibre optic: <b>CF135L</b></p>
	<p>Intermediate Shaft for W&amp;H ® Alegra® WE-99A Alegra® WE-99 LED G Fusion® WG-99LT SN &lt; 007801 Fusion® WG-99 LED G SN &lt; 007801</p> <p><b>P/N</b> <b>CL515</b> Original 05845500</p>	<b>R</b>	<p>Rotor: <b>CL115</b> Kit: <b>CL116</b> Backcap: <b>CL315</b> Key: <b>CL800</b> Spur wheel: <b>CL715</b> O-rings: <b>O603</b></p>

Models		Compatible parts
	<p><i>Intermediate Shaft for W&amp;H®</i> Synea® WA-99LT *till 2007</p> <p><b>P/N</b> CL527 Original 03816000</p>	<p><b>R</b></p> <p>Rotor: <b>CL127</b> Kit: <b>CL128</b> Backcap: <b>CL327</b> Key: <b>CL805</b> Spur wheel: <b>CL727</b> Fibre optic: <b>CF150L</b> O-rings: <b>O603/O604</b></p>
	<p><i>Intermediate Shaft for W&amp;H®</i> Synea® WA-99LT *from 2007 Fusion® WG-99LT SN &lt; 007801 Fusion® WG-99A SN &lt; 001818</p> <p><b>P/N</b> CL525 Original 06420900</p>	<p><b>R</b></p> <p>Rotor: <b>CL125</b> Kit: <b>CL126</b> Backcap: <b>CL325/CL315</b> Key: <b>CL825/CL800</b> Spur wheel: <b>CL725</b> Fibre optic: <b>CF150L</b> O-rings: <b>O604</b></p>
	<p><i>Intermediate Shaft for W&amp;H®</i> Fusion® WG-99LT SN &gt; 007802 Vision® WK-99LT SN &gt; 01001 Fusion® WG-99 A SN &gt; 001819</p> <p><b>P/N</b> CL535 Original 06579200</p>	<p><b>R</b></p> <p>Rotor: <b>CL135</b> Kit: <b>CL136</b> Backcap: <b>CL335</b> Key: <b>CL825</b> Spur wheel: <b>CL735</b> Fibre optic: <b>CF135L</b></p>
	<p><i>Intermediate Shaft for W&amp;H®</i> Synea® WA-66LT *from 2007</p> <p><b>P/N</b> CL523 Original 05273000</p>	<p><b>G</b></p> <p>Rotor: <b>CL120</b> Kit: <b>CL121</b> Backcap: <b>CL320</b> Key: <b>CL820</b> Fibre optic: <b>CF150L</b></p>
	<p><i>Intermediate Shaft for W&amp;H®</i> WI-75 E/KM WI-75 LED G <b>NOTE:</b> New teeth shape on head gear and intermediate shaft.</p> <p><b>P/N</b> CL540 Original 04667600</p>	<p>Replace rotor, intermediate shaft and backcap for handpieces older than 03/2012. Consult tech info.</p> <p><b>G</b></p> <p>Rotor: <b>CL140</b> Kit: <b>CL141</b> Backcap: <b>CL350</b> Key: <b>CL850</b></p> <p><b>Tech info</b> 0201</p>
	<p><i>Intermediate Shaft for W&amp;H®</i> WS-75 LED G <b>NOTE:</b> New teeth shape on head gear and intermediate shaft.</p> <p><b>P/N</b> CL545 Original 06025100</p>	<p>Replace rotor, intermediate shaft and backcap for handpieces older than 03/2012. Consult tech info.</p> <p><b>G</b></p> <p>Rotor: <b>CL140</b> Kit: <b>CL142</b> Backcap: <b>CL350</b> Key: <b>CL850</b></p> <p><b>Tech info</b> 0201</p>
	<p><i>Intermediate Shaft for W&amp;H®</i> WS-75 E/KM SN &lt; 25335 <b>NOTE:</b> New teeth shape on head gear and intermediate shaft.</p> <p><b>P/N</b> CL550 Original 04016900</p>	<p>Replace rotor, intermediate shaft and backcap for handpieces older than 03/2012. Consult tech info.</p> <p><b>G</b></p> <p>Rotor: <b>CL150</b> Kit: <b>CL151</b> Backcap: <b>CL350</b> Key: <b>CL850</b></p> <p><b>Tech info</b> 0201</p>
	<p><i>Intermediate Shaft for W&amp;H®</i> WS-75 E/KM SN &gt; 30000</p> <p><b>P/N</b> CL555 Original 04948000</p>	<p><b>G</b></p> <p>Rotor: <b>CL140</b> Kit: <b>CL143</b> Backcap: <b>CL350</b> Key: <b>CL850</b></p>





**> Gears and spur wheels compatible with W&H ®** \*other tools, adhesives, etc look in "General repair tools"










Models		Compatible parts
	<p><i>Gear for W&amp;H®</i> <i>Intermediate Shaft</i> - <b>CL500 Front</b> Alegra® WE-56 Alegra® WE-56E</p> <p><b>P/N</b> CL621</p>	<p><b>B</b></p> <p>Rotor: <b>CL100</b> Kit: <b>CL101</b> Backcap: <b>CL300</b> Int. shaft: <b>CL500</b> Key: <b>CL800</b> O-rings: <b>O603</b></p>















	<p><i>Gear for W&amp;H ® Intermediate Shaft</i> - <b>CL500 Rear</b> Alegra® WE-56 Alegra® WE-56E</p> <p><b>P/N</b> <b>CL622</b></p>	<b>B</b>	<p>Rotor: <b>CL100</b> Kit: <b>CL101</b> Backcap: <b>CL300</b> Int. shaft: <b>CL500</b> Key: <b>CL800</b> O-rings: <b>O603</b></p>
	<p><i>Spur wheel</i> Alegra® WE-99A Alegra® WE-99 LED G Fusion® WG-99LT SN &lt; 007801 Fusion® WG-99 LED G SN &lt; 007801</p> <p><b>P/N</b> <b>CL715</b> Original 05290000</p>	<b>R</b>	<p>Rotor: <b>CL115/CL132</b> Kit: <b>CL116/CL133</b> Int. shaft: <b>CL515/CL525</b> Backcap: <b>CL315</b> Key: <b>CL800</b> Fibre optic: <b>CF150L</b> O-rings: <b>O603</b></p>
	<p><i>Spur wheel</i> Synea® WA-99LT *till 2007</p> <p><b>P/N</b> <b>CL727</b> Original 03815800</p>	<b>R</b>	<p>Rotor: <b>CL127</b> Kit: <b>CL128</b> Int. shaft: <b>CL527</b> Backcap: <b>CL327</b> Key: <b>CL805</b> Fibre optic: <b>CF150L</b> O-rings: <b>O603/O604</b></p>
	<p><i>Spur wheel</i> Synea® WA-99LT *from 2007</p> <p><b>P/N</b> <b>CL725</b> Original 06419200</p>	<b>R</b>	<p>Rotor: <b>CL125</b> Kit: <b>CL126</b> Int. shaft: <b>CL525</b> Backcap: <b>CL325</b> Key: <b>CL825</b> Fibre optic: <b>CF150L</b> O-rings: <b>O604</b></p>
	<p><i>Spur wheel</i> Fusion® WG-99LT SN &gt; 007802 Vision® WK-99LT SN &gt; 01001</p> <p><b>P/N</b> <b>CL735</b> Original 06503000</p>	<b>R</b>	<p>Rotor: <b>CL135</b> Kit: <b>CL136</b> Int. shaft: <b>CL535</b> Backcap: <b>CL335</b> Key: <b>CL825</b> Fibre optic: <b>CF135L</b></p>

**Contra-angle parts compatible with W&H ®**

## > Backcap keys compatible with W&H ®









Models		Compatible parts	
	<p><i>Key for W&amp;H ®</i> Alegra® WE-56/56A/56E <b>NOTE:</b> Handpiece with 1 blue ring. Alegra® WE-56/WE-56T <b>NOTE:</b> Handpiece with no blue ring. Alegra® WE-56LED Alegra® WE-99A</p> <p><b>P/N</b> <b>CL800</b> Original C-1077</p>	<p>Alegra® WE-99 LED G Fusion® WG-99LT SN &lt; 007801 Fusion® WG-99 LED G SN &lt; 007801</p>	<p><b>B</b> <b>R</b></p> <p>Rotor: <b>CL100/CL102/CL130/CL115/CL132</b> Kit: <b>CL101/CL103/CL131/CL116/CL133</b> Int. shaft: <b>CL500/CL502/CL515/CL530</b> Backcap: <b>CL300/CL302/CL315</b> Spur wheel: <b>CL715</b> Gear: <b>CL621/CL622</b> O-rings: <b>O603</b></p>
	<p><i>Key for W&amp;H ®</i> Trend® WD-56 Synea® WA-56LT *till 2007 Synea® WA-99A/99LT *till 2007</p> <p><b>P/N</b> <b>CL805</b> Original C-549</p>		<p><b>B</b> <b>R</b></p> <p>Rotor: <b>CL105/CL107/CL127</b> Kit: <b>CL106/CL108/CL128</b> Int. shaft: <b>CL505/CL507/CL527</b> Backcap: <b>CL305/CL307/CL327</b> Spur wheel: <b>CL727</b> Fibre optic: <b>CF150L</b> O-rings: <b>O603/O604</b></p>
	<p><i>Key for W&amp;H ®</i> Synea® WA-56/56LT *from 2007 Synea® WA-66LT *from 2007 Vision® WK-56LT *all SN Vision® WK-56S Fusion® WG-56LT SN &lt; 014633 Fusion® WG-56LT SN &gt; 014633</p> <p><b>P/N</b> <b>CL820</b> Original C-1046</p>		<p><b>B</b> <b>G</b></p> <p>Rotor: <b>CL120/CL117/CL122/CL112</b> Kit: <b>CL121/CL118/CL123/CL113</b> Int. shaft: <b>CL520/CL523/CL522</b> Backcap: <b>CL320</b> Fibre optic: <b>CF150L/CF135L</b></p>
	<p><i>Key for W&amp;H ®</i> Synea® WA-99A/99LT *from 2007 Fusion® WG-99LT SN &gt; 007802 Vision® WK-99LT SN &gt; 01001</p> <p><b>P/N</b> <b>CL825</b> Original C-1099</p>		<p><b>R</b></p> <p>Rotor: <b>CL125</b> Kit: <b>CL126</b> Int. shaft: <b>CL525</b> Backcap: <b>CL325/CL335</b> Spur wheel: <b>CL725</b> Fibre optic: <b>CF150L</b> O-rings: <b>O604</b></p>

	<p>Key for W&amp;H ®            WS-75            WS-75 E/KM SN &lt; 025335            WS-75 E/KM SN &gt; 30000            WI-75 E/KM            WI-75 LED G            WS-75 LED G</p> <p><b>P/N</b> <b>CL850</b> Original C-712</p>	<p><b>G</b></p> <p>Rotor: <b>CL140/CL150</b>            Kit: <b>CL141/CL142/CL151</b>            Int. shaft: <b>CL40/CL545/CL550</b></p>
<p><b>&gt; Repair tools compatible with W&amp;H ®</b> *other tools, adhesives, etc look in "General repair tools"&gt;&gt;&gt;</p>		
<p><b>Models</b> <span style="float: right;"><b>Compatible parts</b></span></p>		
	<p>Holder for W&amp;H ®            - to hold parts and handpieces for ass- /diassembling</p> <p><b>P/N</b> <b>CL8000</b> Original C-57</p>	<p><b>B</b> <b>G</b> <b>R</b></p> <p>Many types</p>
	<p>Socket wrench key for W&amp;H ®            - to unscrew the screw ring from sheath</p> <p><b>P/N</b> <b>CL8010</b> Original C-411</p>	<p><b>B</b> <b>G</b> <b>R</b></p> <p>Many types</p>
	<p>Wrench for W&amp;H ®            - to unscrew the sheath</p> <p><b>P/N</b> <b>CL8020</b> Original C-1081</p>	<p><b>B</b> <b>G</b> <b>R</b></p> <p>Many types</p>
	<p>Wrench for W&amp;H ®            - to unscrew the intermediate shaft</p> <p><b>P/N</b> <b>CL8030</b> Original C-1082</p>	<p><b>B</b> <b>G</b> <b>R</b></p> <p>Many types</p>
	<p>Wrench for W&amp;H ®            - to unscrew the intermediate shaft</p> <p><b>P/N</b> <b>CL8040</b> Original C-1025</p>	<p><b>B</b> <b>R</b> <b>G</b></p> <p>Many models</p>
	<p>Socket screw wrench for W&amp;H ®            - to unscrew the spray screw</p> <p><b>P/N</b> <b>CL8050</b> Original C-1048</p>	<p><b>B</b> <b>G</b> <b>R</b></p> <p>Many types</p>
	<p>Socket screw wrench for W&amp;H ®            - to unscrew the spray screw</p> <p><b>P/N</b> <b>CL8100</b> Original C-1049</p>	<p><b>B</b> <b>G</b> <b>R</b></p> <p>Many types</p>
	<p>Fixture sheath for W&amp;H ®            - to release the spray plate</p> <p><b>NOTE:</b> Use together with CL8200</p> <p><b>P/N</b> <b>CL8150</b> Original C-102401</p>	<p><b>B</b> <b>G</b> <b>R</b></p> <p>Many types</p>





	<p>Expanding mandrel for W&amp;H® - to release the spray plate</p> <p><b>NOTE:</b> Use together with CL8150</p> <p><b>P/N</b> CL8200 Original C-102403</p>		Many models
	<p>Insert for press / holder for W&amp;H® - to hold heads</p> <p><b>P/N</b> CL8250 Original C-1159</p>		Many types
	<p>Insert for press / holder for W&amp;H® - to hold heads</p> <p><b>P/N</b> CL8260 Original C-1140</p>		Many models
	<p>Back key for W&amp;H® - to open the nut 07261400 Synea® WA-56/66/86/99 Fusion® WG-56/66/99 Vision® WK-56/66/93/99</p> <p><b>P/N</b> CL8300 Original C-1176</p>		Many types
	<p>Back key for W&amp;H® - to open the screw ring 06410600 Synea® WA-56/66/86/99 Fusion® WG-56/66/99 Vision® WK-56/66/93/99</p> <p><b>P/N</b> CL8350 Original C-1178</p>		Many types
	<p>Pliers for W&amp;H® - to hold handpieces</p> <p><b>P/N</b> CL8400 Original C-276</p>		Many types
	<p>Pliers for W&amp;H® - to hold handpieces</p> <p><b>P/N</b> CL8450 Original C-1214</p>		Many models






## > Rotors and drive kits compatible with Bien Air ®

Models		Compatible parts
	<p>Complete Head Gear for BIEN AIR ® CA 1:1/1:1 L</p> <p><b>P/N</b> DL120 Original 1501085</p>	<p><b>B</b></p> <ul style="list-style-type: none"> <li>⊕ Bearings: 100L/340L</li> <li>Kit: DL121</li> <li>Int. shaft: DL520</li> <li>Backcap: DL320</li> <li>Key: DL810</li> </ul>
	<p>Drive Kit for BIEN AIR ® Complete Head Gear + Intermediate Shaft CA 1:1/1:1 L</p> <p><b>P/N</b> DL121 Original 1501085 + 1501083</p>	<p><b>B</b></p> <ul style="list-style-type: none"> <li>⊕ Rotor: DL120</li> <li>⊕ Int. shaft: DL520</li> <li>Backcap: DL320</li> <li>Key: DL810</li> </ul>
	<p>Complete Head Gear for BIEN AIR ® CA 1:5 L</p> <p><b>NOTE:</b> Install only with washers supplied together with the head gear.</p> <p><b>P/N</b> DL110 Original 1501933</p>	<p><b>R</b></p> <ul style="list-style-type: none"> <li>⊕ Bearings: 620L/620L</li> <li>Kit: DL111</li> <li>Int. shaft: DL510</li> <li>Backcap: DL310</li> <li>Key: DL810</li> </ul>
	<p>Drive Kit for BIEN AIR ® Complete Head Gear + Intermediate Shaft CA 1:5 L</p> <p><b>NOTE:</b> Install only with washers supplied together with the head gear.</p> <p><b>P/N</b> DL111 Original 1501933 + 1500169</p>	<p><b>R</b></p> <ul style="list-style-type: none"> <li>⊕ Rotor: DL110</li> <li>⊕ Int. shaft: DL510</li> <li>Backcap: DL310</li> <li>Key: DL810</li> </ul>
	<p>Complete Head Gear for BIEN AIR ® CA EVO 1:5 L</p> <p><b>P/N</b> DL140 Original 1502645</p>	<p><b>R</b></p> <ul style="list-style-type: none"> <li>⊕ Bearings: 611L/611L</li> <li>Kit: DL141</li> <li>Int. shaft: DL540</li> <li>Backcap: DL340</li> </ul>
	<p>Drive Kit for BIEN AIR ® Complete Head Gear + Intermediate Shaft CA EVO 1:5 L</p> <p><b>P/N</b> DL141 Original 1502645 + 1502110</p>	<p><b>R</b></p> <ul style="list-style-type: none"> <li>⊕ Rotor: DL140</li> <li>⊕ Int. shaft: DL540</li> <li>Backcap: DL340</li> </ul>
	<p>Complete Head Gear for BIEN AIR ® CA 20:1/20:1 L</p> <p><b>P/N</b> DL130 Original 1501898</p>	<p><b>G</b></p> <ul style="list-style-type: none"> <li>⊕ Bearings: 660L/670L</li> <li>Kit: DL131</li> <li>Int. shaft: DL523</li> <li>Backcap: DL330</li> <li>Key: DL810</li> </ul>
	<p>Drive Kit for BIEN AIR ® Complete Head Gear + Intermediate Shaft CA 20:1/20:1 L</p> <p><b>P/N</b> DL131 Original 1501898 + 1501026</p>	<p><b>G</b></p> <ul style="list-style-type: none"> <li>⊕ Rotor: DL130</li> <li>⊕ Int. shaft: DL530</li> <li>Backcap: DL330</li> <li>Key: DL810</li> </ul>


## > Backcaps compatible with Bien Air ®

Models		Compatible parts	
	<p>Backcap for BIEN AIR ® CA 1:1/1:1 L</p> <p><b>P/N DL320</b> Original 1500550</p>	<b>B</b>	<p>Rotor: <b>DL120</b> Kit: <b>DL121</b> Int. shaft: <b>DL520</b> Key: <b>DL810</b></p>
	<p>Backcap for BIEN AIR ® CA 1:5 L</p> <p><b>P/N DL310</b> Original 1500169</p>	<b>R</b>	<p>Rotor: <b>DL110</b> Kit: <b>DL111</b> Int. shaft: <b>DL510</b> Key: <b>DL810</b></p>
	<p>Backcap for BIEN AIR ® CA EVO 1:5 L</p> <p><b>P/N DL340</b> Original 1502110</p>	<b>R</b>	<p>Rotor: <b>DL140</b> Kit: <b>DL141</b> Int. shaft: <b>DL540</b></p>
	<p>Backcap for BIEN AIR ® CA 20:1/20:1 L</p> <p><b>P/N DL330</b> Original 1501027</p>	<b>G</b>	<p>Rotor: <b>DL130</b> Kit: <b>DL131</b> Int. shaft: <b>DL530</b> Key: <b>DL810</b></p>


## > Intermediate shafts compatible with Bien Air ®

Models		Compatible parts	
	<p>Intermediate Shaft for BIEN AIR ® CA 1:1/1:1 L</p> <p><b>P/N DL520</b> Original 1501083</p>	<b>B</b>	<p>Rotor: <b>DL120</b> Kit: <b>DL121</b> Backcap: <b>DL320</b> Key: <b>DL810</b></p>
	<p>Intermediate Shaft for BIEN AIR ® CA 1:5 L</p> <p><b>P/N DL510</b> Original 1500057</p>	<b>R</b>	<p>Rotor: <b>DL110</b> Kit: <b>DL111</b> Backcap: <b>DL310</b> Key: <b>DL810</b></p>
	<p>Intermediate Shaft for BIEN AIR ® CA EVO 1:5 L</p> <p><b>P/N DL540</b> Original 1502110</p>	<b>R</b>	<p>Rotor: <b>DL140</b> Kit: <b>DL141</b> Backcap: <b>DL340</b></p>


**Models**

	<p><i>Intermediate Shaft for BIEN AIR ®</i> CA 20:1/20:1 L</p> <p><b>P/N</b> DL530 Original 1501026</p>	<p><b>Compatible parts</b></p> <p><b>G</b> Rotor: <b>DL130</b> Kit: <b>DL131</b> Backcap: <b>DL330</b> Key: <b>DL810</b></p>
---	---	--





**> Gears compatible with Bien Air ®**
**Models**

	<p><i>Gear for BIEN AIR ®</i> <i>Intermediate Shaft</i> <b>- DL510 Front</b> CA 1:5 L</p> <p><b>P/N</b> DL611</p>	<p><b>Compatible parts</b></p> <p><b>R</b> Rotor: <b>DL110</b> Kit: <b>DL111</b> Int. shaft: <b>DL510</b> Backcap: <b>DL310</b> Key: <b>DL810</b></p>
---	---	---




**> Keys and tools compatible with Bien Air ®**
**Models**











	<p><i>Key for BIEN AIR ®</i> CA 1:1/1:1 L CA 1:5 L CA 20:1/20:1 L</p> <p><b>P/N</b> DL810 Original 3600083</p>	<p><b>Compatible parts</b></p> <p><b>B</b> Rotor: <b>DL110/DL120/DL130</b> <b>R</b> Kit: <b>DL111/DL121/DL131</b> <b>G</b> Backcap: <b>DL310/DL320/DL330</b> Int. shaft: <b>DL510/DL520/DL530</b> Gear: <b>DL611</b></p>
---	--	--











## > Heads and head shells compatible with NSK ®











Models		Compatible parts	
	<p>Complete Head for NSK ® S-Max M25/M25L</p> <p><b>NOTE:</b> Model till SN A__</p> <p><b>P/N</b> <b>IL010</b></p>	<b>B</b>	<ul style="list-style-type: none"> <li>⊗ Head shell: <b>IL010-1</b></li> <li>⊗ Head gear: <b>IL110</b></li> <li>⊗ Int. shaft: <b>IL510</b></li> <li>⊗ Backcap: <b>IL310</b></li> <li>Key: <b>IL800</b></li> <li>Fibre optic: <b>IF110L</b></li> </ul>
	<p>Head Shell for NSK ® S-Max M25/M25L</p> <p><b>NOTE:</b> Model till SN A__</p> <p><b>P/N</b> <b>IL010-1</b> Original 10000573</p>	<b>B</b>	<ul style="list-style-type: none"> <li>Head: <b>IL010</b></li> <li>Head gear: <b>IL110</b></li> <li>Int. shaft: <b>IL510</b></li> <li>Backcap: <b>IL310</b></li> <li>Key: <b>IL800</b></li> <li>Fibre optic: <b>IF110L</b></li> </ul>
	<p>Complete Head for NSK ® S-Max M95/M95L</p> <p><b>P/N</b> <b>IL060</b></p>	<b>R</b>	<ul style="list-style-type: none"> <li>⊗ Head shell: <b>IL060-1</b></li> <li>⊗ Head gear: <b>IL160</b></li> <li>⊗ Int. shaft: <b>IL560</b></li> <li>⊗ Backcap: <b>IL360</b></li> <li>Key: <b>IL800</b></li> <li>Fibre optic: <b>IF110L</b></li> </ul>
	<p>Head Shell for NSK ® S-Max M95/M95L</p> <p><b>P/N</b> <b>IL060-1</b> Original 10000558</p>	<b>R</b>	<ul style="list-style-type: none"> <li>Head: <b>IL060</b></li> <li>Head gear: <b>IL160</b></li> <li>Int. shaft: <b>IL560</b></li> <li>Backcap: <b>IL360</b></li> <li>Key: <b>IL800</b></li> <li>Fibre optic: <b>IF110L</b></li> </ul>



## > Rotors and drive kits compatible with NSK ®

Models		Compatible parts	
	<p>Complete Head Gear for NSK ® FPB-Y head Ti-Max Ti25/Ti25L Ti-Max Ti15/Ti15L</p> <p><b>P/N</b> <b>IL100</b> Original C875060</p>	<b>B</b>	<ul style="list-style-type: none"> <li>⊗ Bearings: <b>120L/120L</b></li> <li>Kit <b>IL101/IL102</b></li> <li>Backcap: <b>IL300</b></li> <li>Int. shaft: <b>IL500/IL501</b></li> <li>Fibre optic: <b>IF120L</b></li> <li>Key: <b>IL800</b></li> </ul>
	<p>Drive Kit for NSK ® Complete Head Gear + Intermediate Shaft FPB-Y head</p> <p><b>P/N</b> <b>IL101</b> Original C875060 + C875012</p>	<b>B</b>	<ul style="list-style-type: none"> <li>⊗ Rotor: <b>IL100</b></li> <li>⊗ Int. shaft: <b>IL500</b></li> <li>Backcap: <b>IL300</b></li> <li>Key: <b>IL800</b></li> </ul>
	<p>Drive Kit for NSK ® Complete Head Gear + Intermediate Shaft Ti-Max Ti25/Ti25L</p> <p><b>P/N</b> <b>IL102</b> Original C875060 + C880022</p>	<b>B</b>	<ul style="list-style-type: none"> <li>⊗ Rotor: <b>IL100</b></li> <li>⊗ Int. shaft: <b>IL501</b></li> <li>Backcap: <b>IL300</b></li> <li>Fibre optic: <b>IF120L</b></li> <li>Key: <b>IL800</b></li> </ul>

Models		Compatible parts
	<p>Complete Head Gear for NSK ® S-Max M25/M25L S-Max M15/M15L</p> <p><b>NOTE:</b> Model till SN A__</p> <p><b>P/N</b> IL110 Original C601015</p>	<p>⊕ Bearings: 120L/120L Head: IL010 Kit IL111 Backcap: IL310 Int. shaft: IL510 Key: IL800 Spur wheel: IL710 Fibre optic: IF110L</p>
	<p>Drive Kit for NSK ® Complete Head Gear + Intermediate Shaft S-Max M25/M25L S-Max M15/M15L</p> <p><b>NOTE:</b> Model till SN A__</p> <p><b>P/N</b> IL111 Original C601015 + 10000574</p>	<p>⊕ Rotor: IL110 ⊕ Int. shaft: IL510 Backcap: IL310 Key: IL800 Spur wheel: IL710 Fibre optic: IF110L</p>
	<p>Complete Head Gear for NSK ® S-Max M25/M25L S-Max M15/M15L</p> <p><b>NOTE:</b> Model from SN A__</p> <p><b>P/N</b> IL125 Original C1038015</p>	<p>⊕ Bearings: 120L/120L Kit IL112 Backcap: IL311 Int. shaft: IL511 Key: IL800</p>
	<p>Drive Kit for NSK ® Complete Head Gear + Intermediate Shaft S-Max M25/M25L S-Max M15/M15L</p> <p><b>NOTE:</b> Model from SN A__</p> <p><b>P/N</b> IL112 Original C1038015+C1142022</p>	<p>⊕ Rotor: IL125 ⊕ Int. shaft: IL511 Backcap: IL311 Key: IL800</p>
	<p>Complete Head Gear for NSK ® Ti-Max X25/X25L Ti-Max X15/X15L</p> <p><b>P/N</b> IL120 Original C601015</p>	<p>⊕ Bearings: 120L/120L Kit IL121 Backcap: IL310 Int. shaft: IL520 Key: IL800 Spur wheel: IL720 Fibre optic: IF110L</p>
	<p>Drive Kit for NSK ® Complete Head Gear + Intermediate Shaft Ti-Max X25/X25L</p> <p><b>P/N</b> IL121 Original C601015+ C601022</p>	<p>⊕ Rotor: IL120 ⊕ Int. shaft: IL520 Backcap: IL310 Key: IL800 Spur wheel: IL720 Fibre optic: IF110L</p>
	<p>Complete Head Gear for NSK ® Ti-Max Z25/Z25L Ti-Max Z15/Z15L nano 25LS</p> <p><b>P/N</b> IL125 Original C1038015</p>	<p>⊕ Bearings: 120L/120L Kit IL126 Backcap: IL325 Int. shaft: IL525 Key: IL800 Spur wheel: IL725 Fibre optic: IF100L</p>
	<p>Drive Kit for NSK ® Complete Head Gear + Intermediate Shaft Ti-Max Z25/Z25L Ti-Max Z15/Z15L nano 25LS</p> <p><b>P/N</b> IL126 Original C1038015+C1038022</p>	<p>⊕ Rotor: IL125 ⊕ Int. shaft: IL525 Backcap: IL325 Key: IL800 Spur wheel: IL725 Fibre optic: IF100L</p>
	<p>Complete Head Gear for NSK ® FX15/FX25</p> <p><b>P/N</b> IL105 Original C1052700</p>	<p>Kit IL106 Backcap: IL305 Int. shaft: IL505 Key: IL805</p>
	<p>Drive Kit for NSK ® Complete Head Gear + Intermediate Shaft FX15/FX25</p> <p><b>P/N</b> IL106 Original C1052700 +C10000946</p>	<p>⊕ Rotor: IL105 ⊕ Int. shaft: IL505 Backcap: IL305 Key: IL805</p>

Models		Compatible parts
	<p>Complete Head Gear for NSK ® BB-Y head</p> <p><b>P/N IL140</b> Original C1052700</p>	<p><b>B</b> Kit <b>IL141</b> Int. shaft: <b>IL540</b></p>
	<p>Drive Kit for NSK ® Complete Head Gear + Intermediate Shaft BB-Y head</p> <p><b>P/N IL141</b> Original C037015+C032012</p>	<p><b>B</b> ☉ Rotor: <b>IL140</b> ☉ Int. shaft: <b>IL540</b></p>
	<p>Complete Head Gear for NSK ® NAC-Y head</p> <p><b>P/N IL150</b> Original C030011</p>	<p><b>B</b> Kit <b>IL151</b> Int. shaft: <b>IL550</b></p>
	<p>Drive Kit for NSK ® Complete Head Gear + Intermediate Shaft NAC-Y</p> <p><b>P/N IL151</b> Original C030011+C032012</p>	<p><b>B</b> ☉ Rotor: <b>IL150</b> ☉ Int. shaft: <b>IL550</b></p>
	<p>Complete Head Gear for NSK ® Ti-Max Ti95/Ti95L</p> <p><b>NOTE:</b> Model till 03/2008</p> <p><b>P/N IL152</b> Original C427015</p>	<p><b>R</b> ☉ Bearings: <b>130L/130L</b> Kit <b>IL153</b> Backcap: <b>IL352</b> Int. shaft: <b>IL552</b> Fibre optic: <b>IF120L</b></p>
	<p>Drive Kit for NSK ® Complete Head Gear + Intermediate Shaft Ti-Max Ti95/Ti95L</p> <p><b>NOTE:</b> Model till 03/2008</p> <p><b>P/N IL153</b> Original C427015+ C427022</p>	<p><b>R</b> ☉ Rotor: <b>IL152</b> ☉ Int. shaft: <b>IL552</b> Backcap: <b>IL352</b></p>
	<p>Complete Head Gear for NSK ® Ti-Max Ti95/Ti95L</p> <p><b>NOTE:</b> Model from 03/2008</p> <p><b>P/N IL155</b> Original C448015</p>	<p><b>R</b> ☉ Bearings: <b>130L/130L</b> Kit <b>IL156</b> Backcap: <b>IL355</b> Int. shaft: <b>IL555</b> Spur wheel: <b>IL755</b> Fibre optic: <b>IF120L</b></p>
	<p>Drive Kit for NSK ® Complete Head Gear + Intermediate Shaft Ti-Max Ti95/Ti95L</p> <p><b>NOTE:</b> Model from 03/2008</p> <p><b>P/N IL156</b> Original C448015+ C448022</p>	<p><b>R</b> ☉ Rotor: <b>IL155</b> ☉ Int. shaft: <b>IL555</b> Backcap: <b>IL355</b> Spur wheel: <b>IL755</b></p>
	<p>Complete Head Gear for NSK ® TI-Max X95/X95L S-Max M95/M95L</p> <p><b>P/N IL160</b> Original C600015</p>	<p><b>R</b> ☉ Bearings: <b>130L/130L</b> Kit <b>IL161</b> Backcap: <b>IL360/IL361</b> Int. shaft: <b>IL560/IL561</b> Spur wheel: <b>IL760</b> Fibre optic: <b>IF110L</b> Key: <b>IL800</b></p>
	<p>Drive Kit for NSK ® Complete Head Gear + Intermediate Shaft S-Max M95/M95L</p> <p><b>P/N IL161</b> Original C600015+10000664</p>	<p><b>R</b> ☉ Rotor: <b>IL160</b> ☉ Int. shaft: <b>IL560</b> Backcap: <b>IL360</b> Fibre optic: <b>IF110L</b> Key: <b>IL800</b></p>










Models		Compatible parts
	Drive Kit for NSK ® Complete Head Gear + Intermediate Shaft Ti-Max X95/95L  <b>P/N IL162</b> Original C600015+C600022	R ☉ Rotor: <b>IL160</b> ☉ Int. shaft: <b>IL561</b> Backcap: <b>IL361</b> Fibre optic: <b>IF110L</b> Key: <b>IL800</b>
	Complete Head Gear for NSK ® S-Max M95/M95L  <b>NOTE:</b> Model from SN C__  <b>P/N IL160</b> Original C600F015	R ☉ Bearings: <b>130L/130L</b> Kit <b>IL164</b> Backcap: <b>IL362</b> Int. shaft: <b>IL562</b> Key: <b>IL800</b>
	Drive Kit for NSK ® Complete Head Gear + Intermediate Shaft S-Max M95/M95L  <b>NOTE:</b> Model from SN C__  <b>P/N IL164</b> Original C600F015 + C1141022	R ☉ Rotor: <b>IL160</b> ☉ Int. shaft: <b>IL562</b> Backcap: <b>IL362</b> Key: <b>IL800</b>
	Complete Head Gear for NSK ® Ti-Max Z95/Z95L SN > DBK30001  <b>NOTE:</b> Other SN replace with backcap IL365  <b>P/N IL165</b> Original C1034D017	R ☉ Bearings: <b>780L/130L</b> Kit <b>IL166</b> Backcap: <b>IL365</b> Int. shaft: <b>IL565</b> Spur wheel: <b>IL765</b> Fibre optic: <b>IF100L</b> Key: <b>IL865</b>
	Drive Kit for NSK ® Complete Head Gear + Intermediate Shaft Ti-Max Z95/Z95L SN > DBK30001  <b>NOTE:</b> Other SN replace with backcap IL365  <b>P/N IL166</b> Original C1034D017	R ☉ Rotor: <b>IL165</b> ☉ Int. shaft: <b>IL565</b> Backcap: <b>IL365</b> Spur wheel: <b>IL765</b> Fibre optic: <b>IF100L</b> Key: <b>IL865</b>
	Complete Head Gear for NSK ® MP-F head MPA-Y head MPAS-Y head  <b>P/N IL130</b> Original C521015	G Kit <b>IL131</b> Backcap: <b>IL330</b> Int. shaft: <b>IL530</b> Key: <b>IL830</b>
	Drive Kit for NSK ® Complete Head Gear + Intermediate Shaft MP-F head MPA-Y head MPAS-Y head  <b>P/N IL131</b> Original C521015+C547022	G ☉ Rotor: <b>IL130</b> ☉ Int. shaft: <b>IL530</b> Backcap: <b>IL330</b> Key: <b>IL830</b>
	Complete Head Gear for NSK ® S-Max SG20 Ti-Max X-SG20L Ti-Max X-DSG20L  <b>P/N IL170</b> Original C1010150	G ☉ Bearings: <b>660L/670L</b> Kit <b>IL171</b> Backcap: <b>IL370</b> Int. shaft: <b>IL570/IL571/IL572</b> Key: <b>IL870</b>
	Drive Kit for NSK ® Complete Head Gear + Intermediate Shaft S-Max SG20  <b>P/N IL171</b> Original C1010150 + C1010022	G ☉ Rotor: <b>IL170</b> ☉ Int. shaft: <b>IL570</b> Backcap: <b>IL370</b> Key: <b>IL870</b>
	Drive Kit for NSK ® Complete Head Gear + Intermediate Shaft Ti-Max X-SG20L  <b>P/N IL172</b> Original C1010150 + C1003022	G ☉ Rotor: <b>IL170</b> ☉ Int. shaft: <b>IL571</b> Backcap: <b>IL370</b> Key: <b>IL870</b>







Models		Compatible parts
	<p>Drive Kit for NSK ® Complete Head Gear + Intermediate Shaft TI-Max X-DSG20L</p> <p><b>P/N IL173</b> Original C1010150 + C1068912</p>	<p><b>G</b></p> <ul style="list-style-type: none"> <li>⊕ Rotor: <b>IL170</b></li> <li>⊕ Int. shaft: <b>IL572</b></li> <li>Backcap: <b>IL370</b></li> <li>Key: <b>IL870</b></li> </ul>
	<p>Complete Head Gear for NSK ® SGM-E16RI SGM-E20RI</p> <p><b>P/N IL180</b> Original C293B021</p>	<p><b>G</b></p> <ul style="list-style-type: none"> <li>⊕ Bearings: <b>Slide type Kit IL181</b></li> <li>Int. shaft: <b>IL580</b></li> </ul>
	<p>Drive Kit for NSK ® Complete Head Gear + Intermediate Shaft SGM-E16RI SGM-E20RI</p> <p><b>P/N IL181</b> Original C293B021 + C293B031</p>	<p><b>G</b></p> <ul style="list-style-type: none"> <li>⊕ Rotor: <b>IL180</b></li> <li>⊕ Int. shaft: <b>IL580</b></li> </ul>






## > Backcaps compatible with NSK ®











Models		Compatible parts
	Backcap for NSK ® FPB-Y head Ti-Max Ti25/Ti25L Ti-Max Ti15/Ti15L  <b>P/N</b> IL300 Original C875050	<b>B</b> Rotor: <b>IL100</b> Kit <b>IL101/IL102</b> Int. shaft: <b>IL500</b> Key: <b>IL800</b>
	Backcap for NSK ® S-Max M25/M25L  <b>P/N</b> IL310 Original C601050	<b>B</b> Head: <b>IL010</b> Rotor: <b>IL110</b> Kit <b>IL111</b> Int. shaft: <b>IL510</b> Key: <b>IL800</b> Spur wheel: <b>IL710</b> Fibre optic: <b>IF110L</b>
	Backcap for NSK ® S-Max M25/M25L <b>NOTE:</b> Model from SN A_  <b>P/N</b> IL311 Original C1142050	<b>B</b> Rotor: <b>IL125</b> Kit <b>IL112</b> Int. shaft: <b>IL512</b> Key: <b>IL800</b>
	Backcap for NSK ® Ti-Max X15/X15L Ti-Max X25/X25L  <b>P/N</b> IL320 Original C601050	<b>B</b> Rotor: <b>IL120</b> Kit <b>IL121</b> Backcap: <b>IL310</b> Int. shaft: <b>IL520</b> Key: <b>IL800</b> Spur wheel: <b>IL720</b> Fibre optic: <b>IF110L</b>
	Backcap for NSK ® Ti-Max Z25/Z25L Ti-Max Z15/Z15L nano 25LS  <b>P/N</b> IL325 Original C1038050	<b>B</b> Rotor: <b>IL125</b> Kit <b>IL126</b> Int. shaft: <b>IL525</b> Key: <b>IL800</b> Spur wheel: <b>IL725</b> Fibre optic: <b>IF100L</b>
	Backcap for NSK ® FX15/FX25/FX23  <b>P/N</b> IL305 Original C1052500	<b>B</b> Rotor: <b>IL105</b> Kit <b>IL106</b> Int. shaft: <b>IL505</b> Key: <b>IL805</b>
	Backcap for NSK ® Ti-Max Ti95/Ti95L <b>NOTE:</b> Model till 03/2008  <b>P/N</b> IL352 Original C448F050	<b>R</b> Rotor: <b>IL152</b> Kit <b>IL153</b> Int. shaft: <b>IL552</b> Fibre optic: <b>IF120L</b>
	Backcap for NSK ® Ti-Max Ti95/Ti95L <b>NOTE:</b> Model from 03/2008  <b>P/N</b> IL355 Original C448050	<b>R</b> Rotor: <b>IL155</b> Kit <b>IL156</b> Int. shaft: <b>IL555</b> Fibre optic: <b>IF120L</b> Spur wheel: <b>IL755</b>
	Backcap for NSK ® S-Max M95/M95L  <b>P/N</b> IL360 Original 10000664	<b>R</b> Rotor: <b>IL160</b> Kit <b>IL161</b> Int. shaft: <b>IL560</b> Key: <b>IL800</b> Fibre optic: <b>IF110L</b>










	<p><i>Backcap for NSK ®</i> S-Max M95/M95L</p> <p><b>NOTE:</b> Model from SN C__</p> <p><b>P/N IL362</b> Original CA1141X050</p>	R	<p>Rotor: <b>IL163</b> Kit <b>IL164</b> Int. shaft: <b>IL562</b> Key: <b>IL800</b></p>
	<p><i>Backcap for NSK ®</i> Ti-Max X95 /X95L</p> <p><b>P/N IL361</b> Original C600B050</p>	R	<p>Rotor: <b>IL160</b> Kit: <b>IL162</b> Int. shaft: <b>IL561</b> Key: <b>IL800</b> Fibre optic: <b>IF110L</b></p>
	<p><i>Backcap for NSK ®</i> Ti-Max Z95/Z95L SN &gt; CBH70001</p> <p><b>NOTE:</b> Does not fit with rotor IL165</p> <p><b>P/N IL364</b> Original C1034050</p>	R	<p>Key: <b>IL865</b></p>
	<p><i>Backcap for NSK ®</i> Ti-Max Z95/Z95L SN &gt; DBK30001</p> <p><b>NOTE:</b> Other SN replace with rotor IL165</p> <p><b>P/N IL365</b> Original C1034052</p>	R	<p>Rotor: <b>IL165</b> Kit <b>IL166</b> Int. shaft: <b>IL565</b> Key: <b>IL865</b> Spur wheel: <b>IL765</b> Fibre optic: <b>IF100L</b></p>
	<p><i>Backcap for NSK ®</i> MP-F head MPA-Y head MPAS-Y head</p> <p><b>P/N IL330</b> Original C521050</p>	G	<p>Rotor: <b>IL130</b> Kit <b>IL131</b> Int. shaft: <b>IL530</b> Key: <b>IL830</b></p>
	<p><i>Backcap for NSK ®</i> S-Max SG20 Ti-Max X-SG20L Ti-Max X-DSG20L</p> <p><b>P/N IL370</b> Original 10000228</p>	G	<p>Rotor: <b>IL170</b> Kit <b>IL171</b> Backcap: <b>IL370</b> Key: <b>IL870</b> Int. shaft: <b>IL570/IL571/IL572</b></p>

**Contra-angle parts compatible with NSK ®**










## > Intermediate shafts compatible with NSK ®

Models		Compatible parts
	<p><i>Intermediate Shaft for NSK ®</i> FPB-Y head FFB-Y head</p> <p><b>P/N IL500</b> Original C875012</p>	<p style="text-align: center;">B</p> <p>Rotor: <b>IL100</b> Kit <b>IL101</b> Backcap: <b>IL300</b> Key: <b>IL800</b></p>

Models		Compatible parts
	Intermediate Shaft for NSK ® Ti-Max Ti25/Ti25L  <b>P/N IL501</b> Original C880022	<b>B</b> Rotor: <b>IL100</b> Kit <b>IL102</b> Backcap: <b>IL300</b> Fibre optic: <b>IF120L</b> Key: <b>IL800</b>
	Intermediate Shaft for NSK ® S-Max M25/M25L  <b>P/N IL510</b> Original 10000574	<b>B</b> Rotor: <b>IL110</b> Kit: <b>IL111</b> Backcap: <b>IL310</b> Key: <b>IL800</b> Spur wheel: <b>IL710</b> Fibre optic: <b>IF110L</b>
	Intermediate Shaft for NSK ® S-Max M25/M25L  <b>NOTE:</b> Model from SN A_  <b>P/N IL511</b> Original C1142022	<b>B</b> Rotor: <b>IL125</b> Kit: <b>IL112</b> Backcap: <b>IL311</b> Key: <b>IL800</b>
	Intermediate Shaft for NSK ® Ti-Max X25/25L  <b>P/N IL520</b> Original C601022	<b>B</b> Rotor: <b>IL120</b> Kit: <b>IL121</b> Backcap: <b>IL310</b> Key: <b>IL800</b> Spur wheel: <b>IL720</b> Fibre optic: <b>IF110L</b>
	Intermediate Shaft for NSK ® Ti-Max Z25/Z25L Ti-Max Z15/Z15L nano 25LS  <b>P/N IL525</b> Original C1038022	<b>B</b> Rotor: <b>IL125</b> Kit: <b>IL126</b> Backcap: <b>IL325</b> Key: <b>IL800</b> Spur wheel: <b>IL725</b> Fibre optic: <b>IF100L</b>
	Intermediate Shaft for NSK ® FX15/FX25/FX23  <b>P/N IL505</b> Original C10000946	<b>B</b> Rotor: <b>IL105</b> Kit <b>IL106</b> Backcap: <b>IL305</b> Key: <b>IL805</b>
	Intermediate Shaft for NSK ® BB-Y head  <b>P/N IL540</b> Original C032012	<b>B</b> Rotor <b>IL140</b> Kit <b>IL141</b>
	Intermediate Shaft for NSK ® NAC-Y head NBBW-Y NM-Y  <b>P/N IL550</b> Original C032012	<b>B</b> Rotor <b>IL150</b> Kit <b>IL151</b>
	Intermediate Shaft for NSK ® Ti-Max Ti95/Ti95L  <b>NOTE:</b> Model till 03/2008  <b>P/N IL552</b> Original C427022	<b>R</b> Rotor: <b>IL152</b> Kit <b>IL153</b> Backcap: <b>IL352</b> Fibre optic: <b>IF120L</b>
	Intermediate Shaft for NSK ® Ti-Max Ti95/Ti95L  <b>NOTE:</b> Model from 03/2008  <b>P/N IL555</b> Original C448G022	<b>R</b> Rotor: <b>IL155</b> Kit <b>IL156</b> Backcap: <b>IL355</b> Spur wheel: <b>IL755</b> Fibre optic: <b>IF120L</b>




Models		Compatible parts
 <p data-bbox="331 215 544 255"><i>Intermediate Shaft for NSK ®</i> S-Max M95/M95L</p> <p data-bbox="339 367 608 389"><b>P/N IL560</b> Original 10000559</p>	<p data-bbox="1074 215 1098 237">R</p>	<p data-bbox="1137 215 1278 338">Rotor <b>IL160</b> Kit <b>IL161</b> Backcap: <b>IL360</b> Key: <b>IL800</b> Spur wheel: <b>IL760</b> Fibre optic: <b>IF110L</b></p>
 <p data-bbox="331 409 544 450"><i>Intermediate Shaft for NSK ®</i> S-Max M95/M95L</p> <p data-bbox="339 472 528 495"><b>NOTE:</b> Model from SN C__</p> <p data-bbox="339 562 608 584"><b>P/N IL562</b> Original C1141022</p>	<p data-bbox="1074 409 1098 432">R</p>	<p data-bbox="1137 409 1262 490">Rotor <b>IL163</b> Kit <b>IL164</b> Backcap: <b>IL362</b> Key: <b>IL800</b></p>
 <p data-bbox="331 604 544 645"><i>Intermediate Shaft for NSK ®</i> Ti-Max X95/95L</p> <p data-bbox="339 754 608 777"><b>P/N IL561</b> Original C600C022</p>	<p data-bbox="1074 604 1098 627">R</p>	<p data-bbox="1137 604 1278 707">Rotor: <b>IL160</b> Kit <b>IL162</b> Backcap: <b>IL361</b> Key: <b>IL800</b> Fibre optic: <b>IF110L</b></p>
 <p data-bbox="331 799 544 840"><i>Intermediate Shaft for NSK ®</i> Ti-Max Z95/Z95L</p> <p data-bbox="339 949 608 972"><b>P/N IL565</b> Original C1034022</p>	<p data-bbox="1074 799 1098 822">R</p>	<p data-bbox="1137 799 1278 922">Rotor <b>IL165</b> Kit <b>IL166</b> Backcap: <b>IL365</b> Key: <b>IL865</b> Spur wheel: <b>IL765</b> Fibre optic: <b>IF100L</b></p>
 <p data-bbox="331 994 544 1070"><i>Intermediate Shaft for NSK ®</i> MP-F head MPA-Y head MPAS-Y head</p> <p data-bbox="339 1135 608 1158"><b>P/N IL530</b> Original C547022</p>	<p data-bbox="1074 994 1098 1016">G</p>	<p data-bbox="1137 994 1246 1072">Rotor <b>IL130</b> Kit <b>IL131</b> Backcap: <b>IL330</b> Key: <b>IL830</b></p>
 <p data-bbox="331 1189 544 1229"><i>Intermediate Shaft for NSK ®</i> S-Max SG-20</p> <p data-bbox="339 1326 608 1348"><b>P/N IL570</b> Original C1010022</p>	<p data-bbox="1074 1189 1098 1211">G</p>	<p data-bbox="1137 1189 1246 1267">Rotor <b>IL170</b> Kit <b>IL171</b> Backcap: <b>IL370</b> Key: <b>IL870</b></p>
 <p data-bbox="331 1384 544 1424"><i>Intermediate Shaft for NSK ®</i> Ti-Max X-SG20L</p> <p data-bbox="339 1520 608 1543"><b>P/N IL571</b> Original C1003022</p>	<p data-bbox="1074 1384 1098 1406">G</p>	<p data-bbox="1137 1384 1246 1462">Rotor <b>IL170</b> Kit <b>IL172</b> Backcap: <b>IL370</b> Key: <b>IL870</b></p>
 <p data-bbox="331 1579 544 1619"><i>Intermediate Shaft for NSK ®</i> Ti-Max X-DSG20L</p> <p data-bbox="339 1706 608 1729"><b>P/N IL572</b> Original C1068912</p>	<p data-bbox="1074 1579 1098 1601">G</p>	<p data-bbox="1137 1579 1246 1657">Rotor <b>IL170</b> Kit <b>IL173</b> Backcap: <b>IL370</b> Key: <b>IL870</b></p>
 <p data-bbox="331 1774 544 1850"><i>Intermediate Shaft for NSK ®</i> SGM-E16RI SGM-E20RI</p> <p data-bbox="339 1906 608 1928"><b>P/N IL580</b> Original C293B031</p>	<p data-bbox="1074 1774 1098 1796">G</p>	<p data-bbox="1137 1774 1230 1816">Rotor: <b>IL180</b> Kit <b>IL181</b></p>

## > Gears, spur wheels and dog clutches compatible with NSK ®

Models		Compatible parts
	Gear for NSK ® Intermediate Shaft <b>- IL500/IL501 Front</b> FPB-Y FFB-Y Ti-Max Ti25L  <b>P/N IL620</b>	<b>B</b> Rotor: <b>IL100</b> Kit <b>IL101/IL102</b> Int. shaft: <b>IL500/IL501</b> Backcap: <b>IL300</b> Key: <b>IL800</b>
	Gear for NSK ® Intermediate Shaft <b>- IL510 Front</b> S-Max M25/M25L  <b>P/N IL621</b>	<b>B</b> Rotor: <b>IL110</b> Kit: <b>IL111</b> Int. shaft: <b>IL510</b> Backcap: <b>IL310</b> Key: <b>IL800</b> Spur wheel: <b>IL710</b> Fibre optic: <b>IF110L</b>
	Dog clutch for NSK ® S-Max M25/M25L  <b>P/N IL910</b> Original 10000577	<b>B</b> Rotor: <b>IL110</b> Kit: <b>IL111</b> Int. shaft: <b>IL500</b> Backcap: <b>IL310</b> Key: <b>IL800</b> Fibre optic: <b>IF110L</b>
	Dog clutch for NSK ® Ti-Max X25/X25L  <b>P/N IL920</b> Original C601013	<b>B</b> Rotor: <b>IL120</b> Kit: <b>IL121</b> Int. shaft: <b>IL520</b> Backcap: <b>IL310</b> Key: <b>IL800</b> Fibre optic: <b>IF110L</b>
	Dog clutch for NSK ® Ti-Max Z25/Z25L  <b>P/N IL925</b> Original C1038013	<b>B</b> Rotor: <b>IL125</b> Kit: <b>IL126</b> Int. shaft: <b>IL525</b> Backcap: <b>IL325</b> Key: <b>IL800</b> Spur wheel: <b>IL725</b> Fibre optic: <b>IF100L</b>
	Front gear for NSK ® Intermediate Shaft Ti-Max X95/X95L  <b>NOTE:</b> Fits only with original intermediate shaft. It does not work on IL561.  <b>P/N IL660</b>	<b>R</b> Rotor <b>IL160</b> Kit <b>IL161</b> Int. shaft: <b>IL560</b> Backcap: <b>IL360</b> Key: <b>IL800</b> Spur wheel: <b>IL760</b> Fibre optic: <b>IF110L</b>
	Spur wheel for NSK ® Ti-Max X95/X95L S-Max M95/M95L  <b>P/N IL760</b>	<b>R</b> Rotor <b>IL160</b> Kit <b>IL161/IL162</b> Int. shaft: <b>IL560/IL561</b> Backcap: <b>IL360/IL361</b> Key: <b>IL800</b> Spur wheel: <b>IL760</b> Fibre optic: <b>IF110L</b>
	Dog clutch for NSK ® S-Max M95/M95L  <b>P/N IL960</b> Original 10000560	<b>R</b> Rotor <b>IL160</b> Kit <b>IL161</b> Int. shaft: <b>IL560</b> Backcap: <b>IL360</b> Key: <b>IL800</b> Fibre optic: <b>IF110L</b>
	Dog clutch for NSK ® Ti-Max X95/X95L  <b>P/N IL961</b> Original C600C013	<b>R</b> Rotor <b>IL160</b> Kit <b>IL162</b> Int. shaft: <b>IL561</b> Backcap: <b>IL361</b> Key: <b>IL800</b> Fibre optic: <b>IF110L</b>




Models		Compatible parts
	<p><i>Dog clutch for NSK ®</i> Ti-Max Z95/Z95L</p> <p><b>P/N IL965</b> Original C1034013</p>	<p><b>R</b></p> <p>Rotor <b>IL165</b> Kit <b>IL166</b> Int. shaft: <b>IL565</b> Backcap: <b>IL365</b> Key: <b>IL865</b> Fibre optic: <b>IF100L</b></p>

## > Small parts compatible with NSK ®





Models		Compatible parts
	<p><i>Drive shaft retainer for NSK ®</i> S-Max M95/M95L</p> <p><b>P/N IL1060</b> Original 20000692</p>	<p><b>R</b></p> <p>Rotor <b>IL160</b> Kit <b>IL161</b> Int. shaft: <b>IL560</b> Backcap: <b>IL360</b> Key: <b>IL800</b> Spur wheel: <b>IL760</b> Fibre optic: <b>IF110L</b></p>
	<p><i>Drive shaft retainer for NSK ®</i> Ti-Max X95/X95L</p> <p><b>P/N IL1065</b> Original C600242</p>	<p><b>R</b></p> <p>Rotor <b>IL160</b> Kit <b>IL162</b> Int. shaft: <b>IL561</b> Backcap: <b>IL361</b> Key: <b>IL800</b> Spur wheel: <b>IL760</b> Fibre optic: <b>IF110L</b></p>
	<p><i>Spray plate for NSK ®</i> Ti-Max Z95/Z95L</p> <p><b>P/N IL1165</b> Original C1034104</p>	<p><b>R</b></p> <p>Rotor <b>IL165</b> Kit <b>IL166</b> Int. shaft: <b>IL565</b> Backcap: <b>IL365</b> Key: <b>IL865</b> Fibre optic: <b>IF100L</b></p>

## > Backcap keys compatible with NSK ®










Models		Compatible parts
	<p><i>Key for NSK ®</i> FPB-Y head Ti-Max Ti25/Ti25L Ti-Max Ti15/Ti15L Ti-Max X15/X15L Ti-Max X25/X25L Ti-Max Z25/Z25L</p> <p><b>P/N IL800</b></p>	<p><b>B</b> <b>R</b></p> <p>Rotor: <b>IL100/IL110/IL120/IL125/IL160/IL152</b> Kit: <b>IL101/IL111/IL112/IL121/IL126/IL161/IL153</b> Int. shaft: <b>IL500/IL510/IL511/IL520/IL525/IL560/IL561/IL552</b> Backcap: <b>IL300/IL310/IL311/IL325/IL360/IL361/IL352</b> Spur wheel: <b>IL760</b> Fibre optic: <b>IF100L/IF110L</b></p>
	<p><i>Key for NSK ®</i> FX15/FX25</p> <p><b>P/N IL805</b></p>	<p><b>B</b></p> <p>Rotor: <b>IL105</b> Kit: <b>IL106</b> Int. shaft: <b>IL505</b> Backcap: <b>IL305</b></p>

Models		Compatible parts
	Key for NSK ® Ti-Max Z95/Z95L  <b>P/N IL865</b>	<b>R</b> Rotor <b>IL165</b> Kit <b>IL166</b> Int. shaft: <b>IL565</b> Backcap: <b>IL365</b> Spur wheel: <b>IL765</b> Fibre optic: <b>IF100L</b>
	Key for NSK ® MP-F head MPA-Y head MPAS-Y head  <b>P/N IL830</b>	<b>G</b> Rotor <b>IL130</b> Kit <b>IL131</b> Int. shaft: <b>IL530</b> Backcap: <b>IL330</b>
	Key for NSK ® S-Max SG20 Ti-Max X-SG20L Ti-Max X-DSG20L  <b>P/N IL870</b>	<b>G</b> Rotor <b>IL170</b> Kit <b>IL171</b> Int. shaft: <b>IL570</b> Backcap: <b>IL370</b> Key: <b>IL870</b>

### > Repair tools compatible with NSK ® \*other tools, adhesives, etc look in "General repair tools">>>


Models		Compatible parts
	Special tool for NSK ® - to disassemble the rear joint assy  <b>P/N IL8000</b> Original DT-437	<b>B</b> <b>R</b> <b>G</b> Many models  <b>Tech info</b> 0120
	Back key for NSK ® - to disassemble the rear retaining screw  <b>P/N IL8100</b> Original DT-260	<b>B</b> <b>R</b> <b>G</b> Many models
	Tool for NSK ® - to hold handpiece heads  <b>P/N IL8150</b> Original T599-710	<b>B</b> <b>R</b> <b>G</b> Many models
	Pliers for NSK ® - to hold handpieces or unscrew the body sleeves  <b>NOTE:</b> Use with P/N RGT.  <b>P/N IL8200</b> Original T-2	<b>B</b> <b>R</b> <b>G</b> Many models

## > Rotors and drive kits compatible with Castellini ®






Models		Compatible parts	
	<p>Complete Head Gear for CASTELLINI ® Goldspeed S1/S1-L</p> <p><b>P/N</b> GL100 Original FR400N103</p>	B	<ul style="list-style-type: none"> <li>⊗ Bearings: 120L/120L</li> <li>Kit: <b>GL101</b></li> <li>Int. shaft: <b>GL501</b></li> <li>Backcap: <b>GL300</b></li> <li>Key: <b>GL800</b></li> </ul>
	<p>Drive Kit for CASTELLINI ® Complete Head Gear + Intermediate Shaft Goldspeed S1/S1-L</p> <p><b>P/N</b> GL101 Original FR400N103 + FR400N104</p>	B	<ul style="list-style-type: none"> <li>⊗ Rotor: <b>GL100</b></li> <li>⊗ Int. shaft: <b>GL501</b></li> <li>Backcap: <b>GL300</b></li> <li>Key: <b>GL800</b></li> </ul>
	<p>Complete Head Gear for CASTELLINI ® Goldspeed EVO S1/S1-L</p> <p><b>P/N</b> GL130</p>	B	<ul style="list-style-type: none"> <li>⊗ Bearings: 120L/120L</li> <li>Kit: <b>GL131</b></li> <li>Int. shaft: <b>GL530</b></li> <li>Backcap: <b>GL330</b></li> <li>Key: <b>GL830</b></li> <li>Fibre optic: <b>GL135L</b></li> </ul>
	<p>Drive Kit for CASTELLINI ® Complete Head Gear + Intermediate Shaft Goldspeed EVO S1/S1-L</p> <p><b>P/N</b> GL131</p>	B	<ul style="list-style-type: none"> <li>⊗ Rotor: <b>GL130</b></li> <li>⊗ Int. shaft: <b>GL530</b></li> <li>Backcap: <b>GL330</b></li> <li>Key: <b>GL830</b></li> <li>Fibre optic: <b>GL135L</b></li> </ul>
	<p>Complete Head Gear for CASTELLINI ® Goldspeed M5/M5-L</p> <p><b>P/N</b> GL155</p>	R	<ul style="list-style-type: none"> <li>⊗ Bearings: 130L/130L</li> <li>Kit: <b>GL156</b></li> <li>Int. shaft: <b>GL555</b></li> <li>Backcap: <b>GL355</b></li> </ul>
	<p>Drive Kit for CASTELLINI ® Complete Head Gear + Intermediate Shaft Goldspeed M5/M5-L</p> <p><b>P/N</b> GL156</p>	R	<ul style="list-style-type: none"> <li>⊗ Rotor: <b>GL155</b></li> <li>⊗ Int. shaft: <b>GL555</b></li> <li>Backcap: <b>GL355</b></li> </ul>
	<p>Complete Head Gear for CASTELLINI ® Goldspeed EVO M5/M5-L</p> <p><b>P/N</b> GL135</p>	R	<ul style="list-style-type: none"> <li>⊗ Bearings: 565L/565L</li> <li>Kit: <b>GL136</b></li> <li>Int. shaft: <b>GL535</b></li> <li>Backcap: <b>GL335</b></li> <li>Key: <b>GL835</b></li> <li>Fibre optic: <b>GL135L</b></li> <li>Spur wheel: <b>GL735</b></li> </ul>
	<p>Drive Kit for CASTELLINI ® Complete Head Gear + Intermediate Shaft Goldspeed EVO M5/M5-L</p> <p><b>P/N</b> GL136</p>	R	<ul style="list-style-type: none"> <li>⊗ Rotor: <b>GL135</b></li> <li>⊗ Int. shaft: <b>GL535</b></li> <li>Backcap: <b>GL335</b></li> <li>Key: <b>GL835</b></li> <li>Fibre optic: <b>GL135L</b></li> <li>Spur wheel: <b>GL735</b></li> </ul>
	<p>Complete Head Gear for CASTELLINI ® Goldspeed EVO R20/R20-L</p> <p><b>P/N</b> GL140</p>	G	<ul style="list-style-type: none"> <li>⊗ Bearings: 580L/580L</li> <li>Kit: <b>GL141</b></li> <li>Int. shaft: <b>GL540</b></li> <li>Backcap: <b>GL340</b></li> <li>Key: <b>GL840</b></li> </ul>





**Models**
**Compatible parts**

	<p><i>Complete Head Gear for CASTELLINI ®</i> Goldspeed EVO R20/R20-L</p> <p><b>P/N</b> GL141</p>	<p><b>G</b></p> <ul style="list-style-type: none"> <li>⊗ Rotor: <b>GL140</b></li> <li>⊗ Int. shaft: <b>GL540</b></li> <li>Backcap: <b>GL340</b></li> <li>Key: <b>GL840</b></li> </ul>
---	---	---

**> Backcaps compatible with Castellini ®**
**Models**
**Compatible parts**

	<p><i>Backcap for CASTELLINI ®</i> Goldspeed S1 Goldspeed S1-L</p> <p><b>P/N</b> GL300 Original FR400N101</p>	<p><b>B</b></p> <ul style="list-style-type: none"> <li>Rotor: <b>GL100</b></li> <li>Kit: <b>GL101</b></li> <li>Int. shaft: <b>GL501</b></li> <li>Key: <b>GL800</b></li> </ul>
	<p><i>Backcap for CASTELLINI ®</i> Goldspeed EVO S1/S1-L</p> <p><b>P/N</b> GL330 Original</p>	<p><b>B</b></p> <ul style="list-style-type: none"> <li>Rotor: <b>GL130</b></li> <li>Kit: <b>GL131</b></li> <li>Int. shaft: <b>GL530</b></li> <li>Key: <b>GL830</b></li> <li>Fibre optic: <b>GL135L</b></li> </ul>
	<p><i>Backcap for CASTELLINI ®</i> Goldspeed M5/M5-L</p> <p><b>P/N</b> GL355 Original FR400N119</p>	<p><b>R</b></p> <ul style="list-style-type: none"> <li>Rotor: <b>GL155</b></li> <li>Kit: <b>GL156</b></li> <li>Int. shaft: <b>GL555</b></li> </ul>
	<p><i>Backcap for CASTELLINI ®</i> Goldspeed EVO M5/M5-L</p> <p><b>P/N</b> GL335 Original</p>	<p><b>R</b></p> <ul style="list-style-type: none"> <li>Rotor: <b>GL135</b></li> <li>Kit: <b>GL136</b></li> <li>Int. shaft: <b>GL535</b></li> <li>Key: <b>GL835</b></li> <li>Fibre optic: <b>GL135L</b></li> <li>Spur wheel: <b>GL735</b></li> </ul>
	<p><i>Complete Head Gear for CASTELLINI ®</i> Goldspeed EVO R20/R20-L</p> <p><b>P/N</b> GL340</p>	<p><b>G</b></p> <ul style="list-style-type: none"> <li>Rotor: <b>GL140</b></li> <li>Kit: <b>GL141</b></li> <li>Int. shaft: <b>GL540</b></li> <li>Key: <b>GL840</b></li> </ul>

**> Intermediate shafts compatible with Castellini ®**
**Models**
**Compatible parts**







	<p><i>Intermediate Shaft for CASTELLINI ®</i> Goldspeed S1 Goldspeed S1-L</p> <p><b>P/N</b> GL501 Original FR400N104</p>	<p><b>B</b></p> <ul style="list-style-type: none"> <li>Rotor: <b>GL100</b></li> <li>Kit: <b>GL101</b></li> <li>Backcap: <b>GL300</b></li> <li>Key: <b>GL800</b></li> </ul>
	<p><i>Intermediate Shaft for CASTELLINI ®</i> Goldspeed EVO S1/S1-L</p> <p><b>P/N</b> GL530 Original</p>	<p><b>B</b></p> <ul style="list-style-type: none"> <li>Rotor: <b>GL130</b></li> <li>Kit: <b>GL131</b></li> <li>Backcap: <b>GL330</b></li> <li>Key: <b>GL830</b></li> <li>Fibre optic: <b>GL135L</b></li> </ul>

	<p>Intermediate Shaft for CASTELLINI ® Goldspeed M5/M5-L</p> <p><b>P/N</b> GL555 Original</p>	<b>R</b>	<p>Rotor: <b>GL155</b> Kit <b>GL156</b> Backcap: <b>GL355</b></p>
	<p>Intermediate Shaft for CASTELLINI ® Goldspeed EVO M5/M5-L</p> <p><b>P/N</b> GL535 Original</p>	<b>R</b>	<p>Rotor: <b>GL135</b> Kit <b>GL136</b> Backcap: <b>GL335</b> Key: <b>GL835</b> Fibre optic: <b>GL135L</b> Spur wheel: <b>GL735</b></p>
	<p>Complete Head Gear for CASTELLINI ® Goldspeed EVO R20/R20-L</p> <p><b>P/N</b> GL540</p>	<b>G</b>	<p>Rotor: <b>GL140</b> Kit: <b>GL141</b> Backcap: <b>GL340</b> Key: <b>GL840</b></p>





## > Keys compatible with Castellini ®

Models	Compatible parts
<p>Key for CASTELLINI ® Goldspeed S1 Goldspeed S1-L</p> <p><b>P/N</b> GL800</p>	<p><b>B</b></p> <p>Rotor: <b>GL100</b> Kit: <b>GL101</b> Int. shaft: <b>GL501</b> Backcap: <b>GL300</b></p>
<p>Key for CASTELLINI ® Goldspeed EVO S1/S1-L</p> <p><b>P/N</b> GL830</p>	<p><b>B</b></p> <p>Rotor: <b>GL130</b> Kit: <b>GL131</b> Int. shaft: <b>GL530</b> Backcap: <b>GL330</b> Fibre optic: <b>GL135L</b></p>
<p>Key for CASTELLINI ® Goldspeed EVO M5/M5-L</p> <p><b>P/N</b> GL835</p>	<p><b>R</b></p> <p>Rotor: <b>GL135</b> Kit: <b>GL136</b> Int. shaft: <b>GL535</b> Backcap: <b>GL335</b> Fibre optic: <b>GL135L</b> Spur wheel: <b>GL735</b></p>
<p>Complete Head Gear for CASTELLINI ® Goldspeed EVO R20/R20-L</p> <p><b>P/N</b> GL840</p>	<p><b>G</b></p> <p>Rotor: <b>GL140</b> Kit: <b>GL141</b> Backcap: <b>GL340</b> Key: <b>GL840</b></p>

## > Rotors compatible with B.A. International ®

Models		Compatible parts
	<p><i>Head Gear for B.A. International ®</i> BA 40 LS Ultimate - not all SN BA 45 LS - not all SN</p> <p><b>P/N PL100</b></p>	<p><b>B</b></p> <p>⊕ Bearings: <b>120L/120L</b> Kit: <b>PL101</b> Int. shaft: <b>PL500</b> Backcap: <b>PL300</b> Key: <b>PL800</b></p>
	<p><i>Drive kit for B.A. International ®</i> BA 40 LS Ultimate - not all SN</p> <p><b>P/N PL101</b></p>	<p><b>B</b></p> <p>⊕ Rotor: <b>PL100</b> ⊕ Int. shaft: <b>PL500</b> Backcap: <b>PL300</b> Key: <b>PL800</b> Bearings: <b>120L/120L</b></p>
	<p><i>Head Gear for B.A. International ®</i> BA 40 LSS Ultimate Power+ - not all SN</p> <p><b>P/N PL120</b></p>	<p><b>B</b></p> <p>⊕ Bearings: <b>400L/550L</b> Kit: <b>PL121</b> Int. shaft: <b>PL520</b> Backcap: <b>PL320</b> Key: <b>PL820</b></p>
	<p><i>Drive kit for B.A. International ®</i> BA 40 LSS Ultimate Power+ - not all SN</p> <p><b>P/N PL121</b></p>	<p><b>B</b></p> <p>⊕ Rotor: <b>PL120</b> ⊕ Int. shaft: <b>PL520</b> Backcap: <b>PL320</b> Key: <b>PL820</b> Bearings: <b>591L/550L</b></p>
	<p><i>Head Gear for B.A. International ®</i> BA 45 LS - not all SN</p> <p><b>P/N PL115</b></p>	<p><b>B</b></p> <p>⊕ Bearings: <b>320L/120L</b> Kit: <b>PL116</b> Int. shaft: <b>PL520</b> Backcap: <b>PL315</b> Key: <b>PL815</b></p>
	<p><i>Drive kit for B.A. International ®</i> BA 45 LS - not all SN</p> <p><b>P/N PL116</b></p>	<p><b>B</b></p> <p>⊕ Rotor: <b>PL115</b> ⊕ Int. shaft: <b>PL520</b> Backcap: <b>PL315</b> Key: <b>PL815</b> Bearings: <b>320L/120L</b></p>
	<p><i>Head Gear for B.A. International ®</i> BA 200 LTS Ultimate - not all SN</p> <p><b>P/N PL110</b></p>	<p><b>R</b></p> <p>⊕ Bearings: <b>610L/610L</b> Kit: <b>PL111</b> Int. shaft: <b>PL510</b> Backcap: <b>PL310</b> Key: <b>PL815</b></p>
	<p><i>Drive kit for B.A. International ®</i> BA 200 LTS Ultimate - not all SN</p> <p><b>P/N PL111</b></p>	<p><b>R</b></p> <p>⊕ Rotor: <b>PL110</b> ⊕ Int. shaft: <b>PL510</b> Backcap: <b>PL310</b> Key: <b>PL815</b> Bearings: <b>610L/610L</b></p>




## > Backcaps compatible with B.A. International ®

Models	Compatible parts
 <p><i>Backcap for B.A. International ®</i> BA 40 LS Ultimate - not all SN</p> <p><b>P/N</b> PL300</p>	<p><b>B</b></p> <p>Rotor: <b>PL100</b> Kit: <b>PL101</b> Int. shaft: <b>PL500</b> Key: <b>PL800</b> Bearings: <b>120L/120L</b></p>
 <p><i>Backcap for B.A. International ®</i> BA 40 LSS Ultimate Power+ - not all SN</p> <p><b>P/N</b> PL320</p>	<p><b>B</b></p> <p>Rotor: <b>PL120</b> Kit: <b>PL121</b> Int. shaft: <b>PL520</b> Key: <b>PL820</b> Bearings: <b>400L/550L</b></p>
 <p><i>Backcap for B.A. International ®</i> BA 45 LS - not all SN</p> <p><b>P/N</b> PL315</p>	<p><b>B</b></p> <p>Rotor: <b>PL115</b> Kit: <b>PL116</b> Int. shaft: <b>PL520</b> Key: <b>PL815</b> Bearings: <b>320L/120L</b></p>
 <p><i>Backcap for B.A. International ®</i> BA 200 LTS Ultimate - not all SN</p> <p><b>P/N</b> PL310</p>	<p><b>R</b></p> <p>Rotor: <b>PL110</b> Kit: <b>PL111</b> Int. shaft: <b>PL510</b> Key: <b>PL815</b> Bearings: <b>610L/610L</b></p>

## > Intermediate shafts compatible with B.A. International ®

Models	Compatible parts
 <p><i>Intermediate shafts for B.A. International ®</i> BA 40 LS Ultimate - not all SN</p> <p><b>P/N</b> PL500</p>	<p><b>B</b></p> <p>Rotor: <b>PL100</b> Kit: <b>PL101</b> Backcap: <b>PL300</b> Key: <b>PL800</b> Bearings: <b>120L/120L</b></p>
 <p><i>Intermediate shafts for B.A. International ®</i> BA 40 LSS Ultimate Power+ - not all SN BA 45 LS - not all SN</p> <p><b>P/N</b> PL520</p>	<p><b>B</b></p> <p>Rotor: <b>PL120/PL115</b> Kit: <b>PL121/PL116</b> Backcap: <b>PL320/PL315</b> Key: <b>PL820/PL815</b> Bearings: <b>400L/550L/320L/120L</b></p>
 <p><i>Intermediate shafts for B.A. International ®</i> BA 200 LTS Ultimate - not all SN</p> <p><b>P/N</b> PL510</p>	<p><b>R</b></p> <p>Rotor: <b>PL110</b> Kit: <b>PL111</b> Backcap: <b>PL310</b> Key: <b>PL815</b> Bearings: <b>610L/610L</b></p>

## &gt; Keys compatible with B.A. International ®

Models		Compatible parts
	<p>Key for B.A. International ® BA 40 LS Ultimate - not all SN</p> <p><b>P/N</b> PL800</p>	<p><b>B</b></p> <p>Rotor: <b>PL100</b> Kit: <b>PL101</b> Int. shaft: <b>PL500</b> Backcap: <b>PL300</b> Bearings: <b>120L/120L</b></p>
	<p>Key for B.A. International ® BA 45 LS - not all SN</p> <p><b>P/N</b> PL815</p>	<p><b>B</b></p> <p>Rotor: <b>PL110/PL115</b> Kit: <b>PL111/PL116</b> Int. shaft: <b>PL510/PL520</b> Backcap: <b>PL310/PL315</b> Bearings: <b>320L/120L/610L</b></p>
	<p>Key for B.A. International ® BA 40 LSS Ultimate Power+ - not all SN BA 200 LTS Ultimate - not all SN</p> <p><b>P/N</b> PL820</p>	<p><b>B</b> <b>R</b></p> <p>Rotor: <b>PL120</b> Kit: <b>PL121</b> Int. shaft: <b>PL520</b> Backcap: <b>PL320</b> Bearings: <b>400L/550L</b></p>



# NON TURBINE BEARINGS



WARRANTY: Due to the nature of work there is no warranty

# 09

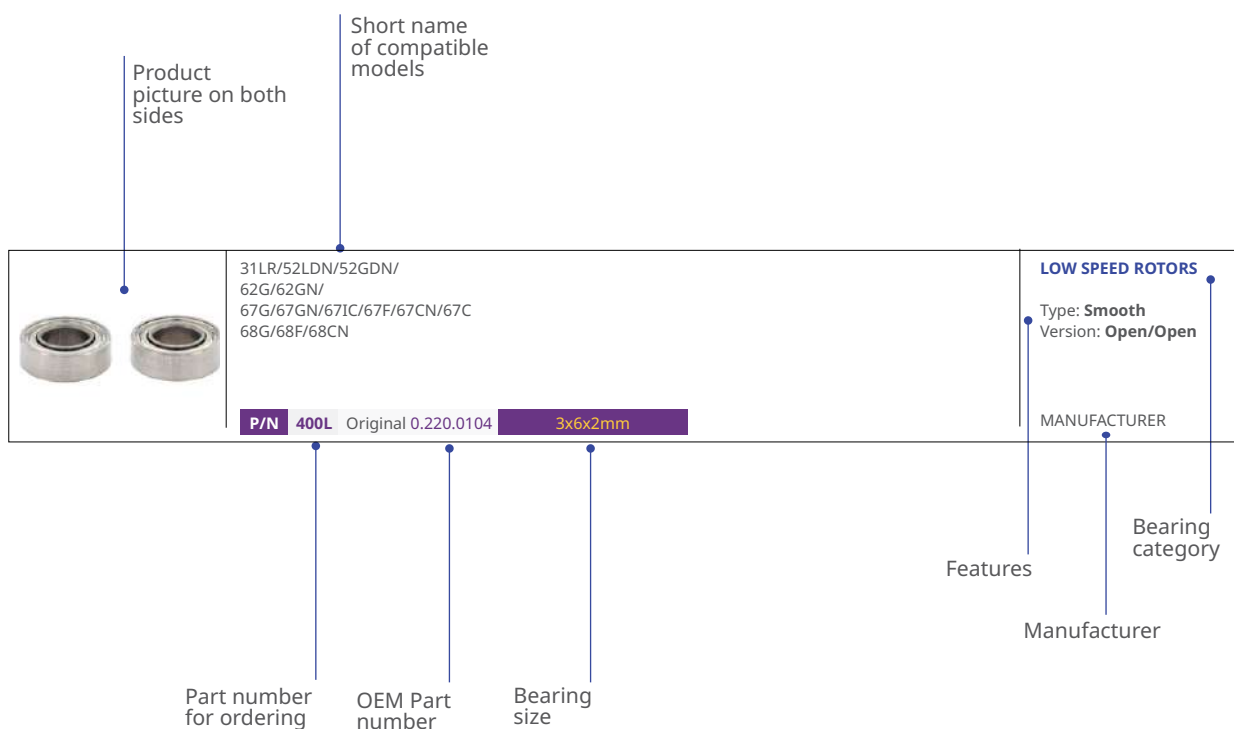






















# BEARINGS FOR CONTRANGLES, MOTORS, LAB








We offer a wide variety of bearings in the following categories:










1. **Low speed** (blue, green contrangles, straight handpieces,..)
  - a. **rotors** (bearings to use in handpiece heads or together with rotor)
  - b. **others** (bearings to use with other parts like intermediate shafts)
2. **High speed** (red contrangles)
  - a. **rotors** (bearings to use in handpiece heads or together with rotor)
  - b. **others** (bearings to use with other parts like intermediate shafts)
3. **Electric & air motor** (all functions in motors)
4. **Laboratory** (LAB hanpieces)






















Models		Application
	62GD/66GD/67GD/67GDN 67LDN/67LD/68LDN/68LD 68CDN DURAtec® 2068D  <b>P/N 100L</b> Original 0.220.0105 <b>4x7x2mm</b>	<b>LOW SPEED ROTORS</b>  Type: <b>Smooth</b> Version: <b>Open/Open</b>  <b>GRW ®</b>
	67R/67RC 67LDN/LD/GDN 68LDN/LD/GDN/CDN DURAtec® 2068D SURGmatic® S201L/XL/L Pro/XL Pro/XC/C INTRA@LUX CL04 INTRA® 3624N  <b>P/N 110L</b> Original 0.220.0713 <b>3x7x3mm</b>	<b>LOW SPEED ROTORS</b>  Type: <b>Smooth</b> Version: <b>Seal/Seal</b>  <b>GRW ®</b>
	SMARTmatic® S20/K/S SMARTmatic® S80K EXPERTmatic® LUX E20L/E15L/E20C/E15C INTRAcompact® 2068LHC/CHC/0767LHC/CHC/2967CHC INTRAmatic® 1:1 80E/80ES/14E/20E/20ES/14ES O-drive® OD30  INTRA@ HEAD L66b/L68B INTRA@ LUX 66LU Endo@ HEAD 68LU INTRA@ HEAD L68/L67 ENDOadvance® NT120L ENDOstraight® E120/E40  <b>P/N 120L</b> Original 0.220.2005 <b>4x7x2mm</b>	<b>LOW SPEED ROTORS</b>  Type: <b>Smooth</b> Version: <b>Seal/Shield</b>  <b>GRW ®</b>
	EXPERTmatic® LUX E20L/E15L/E20C/E15C INTRAcompact® 2068LHC&CHC/0767LHC&CHC/2967CHC SURGmatic® S201L Pro/L/C INTRA@ LUX CL3/C3 INTRA@ HEAD L66B/L68B/L68/L67 INTRA@ LUX 66LU  Endo@ HEAD 68LU  <b>P/N 140L</b> Original 0.220.0051 <b>3x7x2,5/3,35mm</b>	<b>LOW SPEED ROTORS</b>  Type: <b>Smooth + inner ring</b> Version: <b>Shield/Seal</b>  <b>GRW ®</b>
	62G/62GN 67G/67GN/67IC/67F/67CN/67C SMARTmatic® PROPHY S31/S31K SMARTmatic® ENDO S81/S321/S33 EXPERTmatic® E31C INTRAcompact® 2931CHC INTRAmatic® PROPHY 31E/31ES  SURGICAL SHANK 3630N/3610N3 INTRA@ MINI L52 INTRA@ LUX MINI 52LDN INTRA@ HEAD 68CN/68G/67G INTRA@ PROPHY HEAD L31/31LR  <b>P/N 400L</b> Original 0.220.0104 <b>3x6x2mm</b>	<b>LOW SPEED ROTORS</b>  Type: <b>Smooth</b> Version: <b>Seal/Seal</b>  <b>GRW ®</b>
	SURGmatic® S201L/S201C Surgical shank CL09/C09 INTRA@ LUX CL3/C3 INTRA@ HEAD 67RIC  <b>P/N 670L</b> Original 0.220.0023 <b>5x8x2mm</b>	<b>LOW SPEED ROTORS</b>  Type: <b>Smooth</b> Version: <b>Open/Shield</b>
	SURGmatic® S201XL/XC  <b>P/N 680L</b> Original 3.000.2594 <b>4x7x2,5mm</b>	<b>LOW SPEED ROTORS</b>  Type: <b>Smooth</b> Version: <b>Seal/Seal</b>
	SURGmatic® S201L Pro/XL Pro//XL/XC  <b>P/N 690L</b> Original 3.000.2614 <b>4x8x2mm</b>	<b>LOW SPEED ROTORS</b>  Type: <b>Smooth</b> Version: <b>Open/Open</b>
<b>COMING SOON</b>	INTRA@ LUX 80LD  <b>P/N 695L</b> Original 0.220.0735 <b>4x7x2mm</b>	<b>LOW SPEED ROTORS</b>  Type: <b>Smooth</b> Version: /  <b>MYONIC ®</b>










Models		Compatible parts
	10B/11B/10C/13B/13C 15G/15 INTRAflex® LUX 2313L/LN  <b>P/N</b> 200L Original 0.220.0126 <b>5x11x5mm</b>	<b>OTHER LOW SPEED</b>  Type: <b>Smooth</b> Version: <b>Seal/Seal</b>
	MASTERmatic® LUX M10L EXPERTmatic® E10C GENTLEpower® LUX 10LP INTRAcompact® 10CHC INTRAmatic® 10E/ES DURAtec® 10D INTRAmatic® LUX3 10LH/10CH  SURGmatic® S11L/C INTRA® CL10 Surgival® 3610N1/N2/N3  <b>P/N</b> 201L Original 0.220.1301 <b>4x9x4mm</b>	<b>OTHER LOW SPEED</b>  Type: <b>Smooth</b> Version: <b>Seal/Seal</b>  <b>MYONIC ®</b>
	10/10B/10C/10CH/10CN 10D/10LH/10LN/10LP 10CHC/10E/10ES/11B 13/2313  <b>P/N</b> 202L Original 0.220.1302 <b>5x8x3mm</b>	<b>OTHER LOW SPEED</b>  Type: <b>Smooth</b> Version: <b>Seal/Seal</b>  <b>GRW ®</b>
	6N/10/13A/15 C3548/C3549/C3550 C3554/C3555/C3556 SMARTmatic® S10/K/S  <b>P/N</b> 240L Original 0.220.0103 <b>4x9x4mm</b>	<b>OTHER LOW SPEED</b>  Type: <b>Smooth</b> Version: <b>Seal/Seal</b>
	6N 475A  <b>P/N</b> 241L Original 0.220.0102 <b>3x7x3mm</b>	<b>OTHER LOW SPEED</b>  Type: <b>Smooth</b> Version: <b>Seal/Seal</b>
	7A/13A/15C/38A 50A/51A/60A  <b>P/N</b> 310L Original 0.220.0068 <b>4x13x5mm</b>	<b>OTHER LOW SPEED</b>  Type: <b>Smooth</b> Version: <b>Open/Open</b>  <b>NSK ®</b>
	7A/13A/15C/38A 50A/51A/60A  <b>P/N</b> 311L Original 0.220.0069 <b>4x13x5mm</b>	<b>OTHER LOW SPEED</b>  Type: <b>Smooth</b> Version: <b>Open/Shield</b>
	3640L E40-E120 Surgical shank CL09/C09 ENDOadvance® NT120L  <b>P/N</b> 320L Original 0.220.0020 <b>3x7x2mm</b>	<b>OTHER LOW SPEED</b>  Type: <b>Smooth</b> Version: <b>Open/Open</b>
	MASTERmatic® LUX M07L EXPERTmatic® E61C/E31C/E15C EXPERTmatic® LUX E15L GENTLEpower® LUX 7LP INTRAcompact® 0767LHC/CHC DURAtec® 2731 INTRAmatic® LUX3 7LH  INTRAmatic® 7CH INTRAflex® LUX2 2307LN/2313LN  <b>P/N</b> 330L Original 0.220.0139 <b>4x11x4mm</b>	<b>OTHER LOW SPEED</b>  Type: <b>Smooth</b> Version: <b>Open/Open</b>  <b>MYONIC ®</b>
	SMARTmatic® PROPHY S19/S19K/S33 SMARTmatic® S53 MASTERmatic® LUX M07L/M29L EXPERTmatic® E61C/E31C/E15C EXPERTmatic® LUX E15L GENTLEpower® LUX 29LP/7LP INTRAcompact® 0767LHC/CHC/2967CHC  DURAtec® 2731/2933/2953 INTRAmatic® LUX3 7LH/29LH INTRAmatic® 7CH/29CH INTRAflex® LUX 2313L/2307L/LN/2329L/LN/2313LN PROPHYwiz® 181P Prophy® 7,4:1 19ES/19E O-drive® OD30  <b>P/N</b> 331L Original 0.220.0174 <b>4x11x4mm</b>	<b>OTHER LOW SPEED</b>  Type: <b>Smooth</b> Version: <b>Open/Shield</b>  <b>MYONIC ®</b>

Models		Compatible parts
	<p>MASTERmatic LUX M29L GENTLEpower LUX 29LP INTRAcompact 2967CHC/2931CHC INTRAmatic Prophy 19ES/19E DURAtec 2933/Prophy 2953 INTRAmatic LUX3 29LH INTRAmatic 29CH</p> <p>P/N <b>332L</b> Original 0.220.0175 <b>3x7x2mm</b></p>	<p><b>OTHER LOW SPEED</b></p> <p>Type: <b>Smooth</b> Version: <b>Open/Shield</b></p> <p>MYONIC ®</p>
	<p>INTRAflex LUX 2313L/2307L/2320L/2329L/2325L INTRAflex LUX2 2320LN/2307LN/2329LN/2325LN/2313LN</p> <p>P/N <b>333L</b> Original 0.220.0144 <b>2x6x2,3mm</b></p>	<p><b>OTHER LOW SPEED</b></p> <p>Type: <b>Smooth</b> Version: <b>Seal/Open</b></p> <p>GRW ®</p>
	<p>INTRAflex® LUX 2325L INTRAflex® LUX2 2313L/2307L/2329L</p> <p>P/N <b>334L</b> Original 0.220.0161 <b>3x7x2mm</b></p>	<p><b>OTHER LOW SPEED</b></p> <p>Type: <b>Smooth</b> Version: <b>Open/Open</b></p>
	<p>38A-81</p> <p>P/N <b>340L</b> Original 0.220.0106 <b>5x8x2mm</b></p>	<p><b>OTHER LOW SPEED</b></p> <p>Type: <b>Smooth</b> Version: <b>Open/Open</b></p> <p>GRW ®</p>
	<p>EXPERTmatic® LUX E25L EXPERTmatic® E25C INTRAcompact® 25LHC/CHC/LCA/LCR INTRAmatic® LUX3 25LH/LHA/LHAS/CH/CHA</p> <p>P/N <b>350L</b> Original 0.220.0171 <b>4x9x2,5mm</b></p>	<p><b>OTHER LOW SPEED</b></p> <p>Type: <b>Smooth</b> Version: <b>Open/Open</b></p>
	<p>SMARTmatic® S20/S20K/S20S/S80K MASTERmatic® LUX M20L EXPERTmatic® LUX E20L EXPERTmatic® E20C GENTLEpower® LUX 20LP INTRAcompact® 2068LHC/CHC/2061CHC INTRAmatic® 80E/ES/23ES/14E/20E/ES/31E/ES</p> <p>DURAtec® 2068D/23D INTRAmatic® LUX3 20LH INTRAmatic® 20CH PROPHYwiz® 181P K1 airmotor® 181K SURGICAL® 3620N ENDAdvance® NT120L</p> <p>P/N <b>351L</b> Original 0.220.0098 <b>3x8x3mm</b></p>	<p><b>OTHER LOW SPEED</b></p> <p>Type: <b>Smooth</b> Version: <b>Seal/Seal</b></p>
	<p>SURGICAL 3610N1/N2/N3</p> <p>P/N <b>630L</b> Original 0.220.1306 <b>5,95x9,525x3,175mm</b></p>	<p><b>OTHER LOW SPEED</b></p> <p>Type: <b>Smooth</b> Version: <b>Seal/Shield</b></p> <p>MYONIC ®</p>











	Models	Application
	INTRAmatic® 25LH/LN/LS/LHC/LHA/LHN/LHS GENTLEpower® 25LP/LPA/LPR back  <b>P/N 130L</b> Original 1.001.2836 <b>4x7x2mm</b>	<b>HIGH SPEED ROTOR</b>  Type: <b>Smooth</b> Version: <b>Open/Shield</b>  <b>GRW ®</b>
	GENTLEpower® 25LP/LPA/LPR front  <b>P/N 131L</b> Original 1.001.3167 <b>3,175x6,35x1,9/2,76mm</b>	<b>HIGH SPEED ROTOR</b>  Type: <b>Smooth + inner ring</b> Version: <b>Shield/Open</b>  <b>GRW ®</b>
	EXPERTmatic® E25L/C front  <b>P/N 135L</b> Original 1.008.4038 <b>3,175x6,35x2,778mm</b>	<b>HIGH SPEED ROTOR</b>  Type: <b>Smooth + inner ring</b> Version: <b>Open/Shield</b>  <b>GRW ®</b>
	EXPERTmatic® E25L/C back  <b>P/N 136L</b> Original 1.008.4039 <b>4x7x1,6/2mm</b>	<b>HIGH SPEED ROTOR</b>  Type: <b>Smooth + inner ring</b> Version: <b>Open/Seal</b>  <b>GRW ®</b>
	MASTERmatic® LUX M25L MASTERmatic® LUX M05L  <b>P/N 141L</b> Original 1.010.9766 <b>3,18x5,8x1,4/2,3mm</b>	<b>HIGH SPEED ROTOR</b>  Type: <b>Smooth + inner ring</b> Version: <b>Shield/Shield</b>  <b>MYONIC ®</b>
	MASTERmatic® LUX M25L MASTERmatic® LUX M05L  <b>P/N 142L</b> Original 1.010.9767 <b>3,5x6,5x2mm</b>	<b>HIGH SPEED ROTOR</b>  Type: <b>Smooth</b> Version: <b>Shield/Shield</b>  <b>MYONIC ®</b>
	COMFORTdrive ® 200XDR front  <b>P/N 145L</b> Original 1.005.4939 <b>2x5x1,5/2,3mm</b>	<b>HIGH SPEED ROTOR</b>  Type: <b>Smooth + inner ring</b> Version: <b>Shield/Shield</b>  <b>GRW ®</b>
	COMFORTdrive ® 200XDR rear  <b>P/N 146L</b> Original 1.005.4940 <b>2,5x7,1x2,779mm</b>	<b>HIGH SPEED ROTOR</b>  Type: <b>Smooth</b> Version: <b>Open/Shield</b>  <b>GRW ®</b>
	24LN/24LS 2303LD/2303LDS/2325LN  <b>P/N 300L</b> Original 0.220.0734 <b>4x7x2mm</b>	<b>HIGH SPEED ROTOR</b>  Type: <b>Smooth</b> Version: <b>Open/Shield</b>  <b>GRW ®</b>










Models		Application
	INTRAmatic® 25LH/25LHA/ EXPERTmatic® E25L/C motor side  <b>NOTE:</b> Replacement bearing on intermediate shaft  <b>P/N</b> 132L Original 0.220.0730 <b>2,35x5x1,5mm</b>	<b>OTHER HIGH SPEED</b>  Type: <b>Smooth</b> Version: <b>Open/Shield</b>  <b>GRW ®</b>
	GENTLEpower® 25LP/LPA/LPR EXPERTmatic® E25L/C head side MASTERmatic® M25L/M05L  <b>NOTE:</b> Replacement bearing on intermediate shaft  <b>P/N</b> 133L Original 1.001.2834 <b>2x5x1,5mm</b>	<b>OTHER HIGH SPEED</b>  Type: <b>Smooth</b> Version: <b>Open/Shield</b>  <b>MYONIC ®</b>
<b>COMING SOON</b>	GENTLEpower® 25LP/LPA/LPR MASTERmatic® M25L/M05L  <b>NOTE:</b> Replacement bearing on idler shaft  <b>P/N</b> 134L Original 1.001.2835 <b>2x4,7x1,6mm</b>	<b>OTHER HIGH SPEED</b>  Type: <b>Smooth</b> Version: <b>Open/Shield</b>  <b>MYONIC ®</b>
	186B/187/188 INTRA® K 190/191/197 INTRA® K-LUX 192/193 INTRA® K-LUX 196  <b>P/N</b> 170L Original 0.220.0136 <b>2x6x2,3mm</b>	<b>ELECTRIC&amp;AIR MOTOR</b>  Type: <b>Smooth</b> Version: <b>Open/Seal</b>  <b>GRW ®</b>
	186B/187/188 INTRA® K 190/191/197 INTRA® K-LUX 192/193 INTRA® K-LUX 196  <b>P/N</b> 230L Original 0.220.0089 <b>4x11x4mm</b>	<b>ELECTRIC&amp;AIR MOTOR</b>  Type: <b>Smooth</b> Version: <b>Seal/Seal</b>  <b>GRW ®</b>
	INTRA® LUX KL701 INTRAmatic® LUX 700KL  <b>P/N</b> 290L Original 0.220.0218 <b>3x8x3mm</b>	<b>ELECTRIC&amp;AIR MOTOR</b>  Type: <b>Smooth</b> Version: <b>Seal/Seal</b>
	INTRAmatic® LUX 700KL  <b>P/N</b> 291L Original 0.220.0219 <b>5x11x5mm</b>	<b>ELECTRIC&amp;AIR MOTOR</b>  Type: <b>Smooth</b> Version: <b>Seal/Seal</b>
	INTRA® K-LUX 200/201 INTRA® LUX KL701  <b>P/N</b> 292L Original 1.000.7185 <b>5x8x3mm</b>	<b>ELECTRIC&amp;AIR MOTOR</b>  Type: <b>Smooth</b> Version: <b>Seal/Seal</b>  <b>GRW ®</b>
	INTRAmatic® LUX 702KL  <b>P/N</b> 293L Original 1.003.5818 <b>3x8x3mm</b>	<b>ELECTRIC&amp;AIR MOTOR</b>  Type: <b>Smooth</b> Version: <b>Seal/Seal</b>
	INTRAmatic® LUX 702KL INTRA® LUX KL703 LED  <b>P/N</b> 294L Original 1.003.6023 <b>5x8x3mm</b>	<b>ELECTRIC&amp;AIR MOTOR</b>  Type: <b>Smooth</b> Version: <b>Seal/Seal</b>  <b>GRW ®</b>





Models		Application
	INTRA® LUX KL703 LED INTRA® LUX S600 LED  <b>P/N</b> 295L Original 1.007.0966 <b>3x7x3mm</b>	<b>ELECTRIC&amp;AIR MOTOR</b>  Type: <b>Smooth</b> Version: <b>Seal/Seal</b>  <b>GRW ®</b>
	INTRA® K-LUX K200/K200F INTRA® K-LUX K201  <b>P/N</b> 296L Original 0.220.0209 <b>2x6x2,3mm</b>	<b>ELECTRIC&amp;AIR MOTOR</b>  Type: <b>Smooth</b> Version: <b>Open/Seal</b>  <b>GRW ®</b>
	121/121A 181L/181M  <b>P/N</b> 360L Original 0.220.0021 <b>3x7x2mm</b>	<b>ELECTRIC&amp;AIR MOTOR</b>  Type: <b>Smooth</b> Version: <b>Open/Shield</b>  <b>MYONIC ®</b>
	181/181CB/181DB  <b>P/N</b> 361L Original 0.220.0097 <b>3x8x3mm</b>	<b>ELECTRIC&amp;AIR MOTOR</b>  Type: <b>Smooth</b> Version: <b>Seal/Seal</b>
	K9 EWL 950 K10 4950 K9 960 K9 EWL 955  <b>P/N</b> 150L Original 0.220.0113 <b>8x16x6mm</b>	<b>LABORATORY</b>  Type: <b>Smooth</b> Version: <b>Seal/Seal</b>  <b>GRW ®</b>
	K9 4930 K9 EWL 950 K9 960 K9 EWL 955 K9 960  <b>P/N</b> 180L Original 0.220.0158 <b>2x6x2,3mm</b>	<b>LABORATORY</b>  Type: <b>Smooth</b> Version: <b>Seal/Seal</b>  <b>GRW ®</b>
	K5 EWL4911 K4 4912 K5 EWL 4910 K5 EWL 4911 K4 EWL 4914  <b>P/N</b> 160L Original 0.220.0058 <b>7x14,1x7,5mm</b>	<b>LABORATORY</b>  Type: <b>Smooth</b> Version: <b>Seal/Seal</b>  ⊙ O-ring: 2x 0.200.6199  <b>GRW ®</b>
	K9 EWL 4930  <b>P/N</b> 260L Original 0.220.0055 <b>7x14,1x7,5mm</b>	<b>LABORATORY</b>  Type: <b>Smooth</b> Version: <b>Seal/Seal</b>  <b>GRW ®</b>
	SF 4005  <b>P/N</b> 190L Original 0.220.0112 <b>7x14x5mm</b>	<b>LABORATORY</b>  Type: <b>Smooth</b> Version: <b>Seal/Seal</b>
	SF 4005 SF EWL 740  <b>P/N</b> 191L Original 0.247.6057 <b>8x22x7mm</b>	<b>LABORATORY</b>  Type: <b>Smooth</b> Version: <b>Seal/Shield</b>











Models	Application
 <p>SF EWL 4004</p> <p><b>P/N</b> 192L Original 0.247.6056 <b>8x22x7mm</b></p>	<p><b>LABORATORY</b></p> <p>Type: <b>Smooth</b> Version: <b>Shield/Seal</b></p>
 <p>K9 960 K9 EWL 955</p> <p><b>P/N</b> 210L Original 0.220.0148 <b>8x14x4mm</b></p>	<p><b>LABORATORY</b></p> <p>Type: <b>Smooth</b> Version: <b>Seal/Seal</b></p> <p><b>GRW</b> ®</p>
 <p>K9 EWL 950 K9 960</p> <p><b>P/N</b> 220L Original 0.220.0157 <b>4x11x4mm</b></p>	<p><b>LABORATORY</b></p> <p>Type: <b>Smooth</b> Version: <b>Seal/Seal</b></p> <p><b>GRW</b> ®</p>
 <p>K-POWERgrip 4941 K10 4950 K11 HP 4990 K12 EWL 4940</p> <p><b>P/N</b> 250L Original 0.220.0778 <b>3x8x4mm</b></p>	<p><b>LABORATORY</b></p> <p>Type: <b>Smooth</b> Version: <b>Seal/Seal</b></p>
 <p>K-POWERgrip 4941 K10 4950 K11 HP 4990 K12 EWL 4940</p> <p><b>P/N</b> 251L Original 0.220.0779 <b>4x11x4mm</b></p>	<p><b>LABORATORY</b></p> <p>Type: <b>Smooth</b> Version: <b>Seal/Seal</b></p> <p><b>GRW</b> ®</p>
 <p>K5 EWL4911 K4 4912 K5 EWL4910 K5 EWL4911 K4 EWL 4914</p> <p><b>P/N</b> 261L Original 0.220.0056 <b>10x19x7mm</b></p>	<p><b>LABORATORY 3X8X4 ORY</b></p> <p>Type: <b>Smooth</b> Version: <b>Shield/Seal</b></p> <p><b>MYONIC</b> ®</p>
 <p>K9 EWL 4930 K-POWERgrip 4941 K11 HP 4990 K12 EWL 4940</p> <p><b>P/N</b> 270L Original 0.220.0044 <b>7,85x15,89x5,98mm</b></p>	<p><b>LABORATORY</b></p> <p>Type: <b>Smooth</b> Version: <b>Seal/Seal</b></p> <p><b>MYONIC</b> ®</p>
 <p>K11 HP 4990</p> <p><b>P/N</b> 271L Original 0.220.0045 <b>7,85x15,89x7,5mm</b></p>	<p><b>LABORATORY</b></p> <p>Type: <b>Smooth</b> Version: <b>Shield/Seal</b></p> <p><b>GRW</b> ®</p>
 <p>K9 4930 K9 960</p> <p><b>P/N</b> 280L Original 0.220.0223 <b>5x11x4mm</b></p>	<p><b>LABORATORY</b></p> <p>Type: <b>Smooth</b> Version: <b>Seal/Seal</b></p>

















Models		Application
	<p>Alegra® WE-56/WE-56T <b>NOTE:</b> New model Fusion® WG-56LT SN &lt; 014633 front</p> <p><b>P/N</b> 100L Original 01589600 <b>4x7x2mm</b></p>	<p><b>LOW SPEED ROTORS</b></p> <p>Type: <b>Smooth</b> Version: <b>Open/Open</b></p> <p><b>GRW</b> ®</p>
	<p>Alegra® WE-56/WE-56E/WE-56 LED//WE56A Alegra® WE-66 LED G Trend® WD-56 Synea® WA-56/WA-56LT *till 2007</p> <p><b>P/N</b> 120L Original 01589600 <b>4x7x2mm</b></p>	<p><b>LOW SPEED ROTORS</b></p> <p>Type: <b>Smooth</b> Version: <b>Shield/Seal</b></p> <p><b>GRW</b> ®</p>
	<p>Synea® WA-56/WA-56LT *from 2007 Synea® WA-66/WA-66A/WA-66LT *from 2007 Synea® Vision WK-56 SN &lt; 04013 Synea® Vision WK-66 SN &lt; 01906 Fusion® WG-56LT SN &lt; 014633 rear Fusion® WG-56LT SN &gt; 014634</p> <p>Vision® WK-56LT SN &gt; 04014 Vision® WK-56S</p> <p><b>P/N</b> 550L Original 05039400 <b>4x7x1,6mm</b></p>	<p><b>LOW SPEED ROTORS</b></p> <p>Type: <b>Smooth</b> Version: <b>Open/Open</b></p> <p><b>GRW</b> ®</p>
	<p>WS-75E/KM WI-75 E/KM WI-75 LED G WS-75 E/KM SN &gt; 030000 WS-75 L G WS-75 LED G WS-75 L G</p> <p><b>P/N</b> 580L Original 04027300 <b>4x7x2mm</b></p>	<p><b>LOW SPEED ROTORS</b></p> <p>Type: <b>Smooth</b> Version: <b>Open/Seal</b></p> <p><b>GRW</b> ®</p>
	<p>Shaft cpl. HD43EM HA/43A S9/S10/S11</p> <p><b>P/N</b> 202L Original 01672300 <b>5x8x3mm</b></p>	<p><b>OTHER LOW SPEED</b></p> <p>Type: <b>Smooth</b> Version: <b>Seal/Seal</b></p> <p><b>GRW</b> ®</p>
	<p>Shaft cpl. WP64 WD66 969/999 Synea® WA56 Synea® WA66</p> <p><b>P/N</b> 320L Original 01589400 <b>3x7x2mm</b></p>	<p><b>OTHER LOW SPEED</b></p> <p>Type: <b>Smooth</b> Version: <b>Open/Open</b></p>
	<p>Shaft cpl. HD43</p> <p><b>P/N</b> 340L Original 01381900 <b>5x8x2mm</b></p>	<p><b>OTHER LOW SPEED</b></p> <p>Type: <b>Smooth</b> Version: <b>Open/Open</b></p> <p><b>GRW</b> ®</p>
	<p>Synea® WA56LT *from 2007 Synea® WA56LT/62LT/A-66LT/A-67LT/A-86LT WS-75E/WS-75KM/WI75LEDG/WI75EKM</p> <p><b>P/N</b> 570L Original 01579300 / 04733900 <b>2,35x5,5x2mm</b></p>	<p><b>OTHER LOW SPEED</b></p> <p>Type: <b>Smooth</b> Version: <b>Open/Open</b></p> <p><b>GRW</b> ®</p>
	<p>Shaft cpl. Synea® WA56 WD56 WS75 S9/S10/S11/S12</p> <p><b>P/N</b> 575L Original 01577000 <b>3x10x4mm</b></p>	<p><b>OTHER LOW SPEED</b></p> <p>Type: <b>Smooth</b> Version: <b>Seal/Seal</b></p>
	<p>Lower shaft cpl. WI-75 LED G</p> <p><b>P/N</b> 591L Original 04033500 / 05765800 <b>4x7x1,6mm</b></p>	<p><b>OTHER LOW SPEED</b></p> <p>Type: <b>Smooth</b> Version: <b>Open/Shield</b></p>






Models	Application
 <p>WS-92E/L G</p> <p><b>P/N 300L</b> Original 04025900 <b>4x7x2mm</b></p>	<p><b>HIGH SPEED ROTOR</b></p> <p>Type: <b>Smooth</b> Version: <b>Shield/Open</b></p> <p><b>GRW ®</b></p>
 <p>Synea® WA-99LT *from 2007 front Synea® WA-99A *from 2009 front Fusion® WG-99LT SN &gt; 007802 Vision® WK-99LT SN &gt; 01001 Fusion® WG-99 A SN &gt; 001818</p> <p><b>P/N 565L</b> Original 05257200 <b>3,4x6,5x1,6mm</b></p>	<p><b>HIGH SPEED ROTOR</b></p> <p>Type: <b>Smooth</b> Version: <b>Shield/Open</b></p> <p><b>GRW ®</b></p>
 <p>Alegria® WE-99A/WE-99 LED G Synea® WA-99LT *till 2007 Synea® WA-99A *till 2009 Fusion® WG-99LT SN &lt; 007801 Fusion® WG-99 LED G SN &lt; 007801 Fusion® WG-99 A SN &lt; 001818</p> <p><b>P/N 566L</b> Original 02649400 / 04486000 <b>4x7x2mm</b></p>	<p><b>HIGH SPEED ROTOR</b></p> <p>Type: <b>Smooth</b> Version: <b>Shield/Shield</b></p>
<p><b>NEW</b></p>  <p>Synea® WA-99LT *from 2007 rear Synea® WA-99A *from 2009 rear</p> <p><b>P/N 770L</b> Original 05798700 <b>Special size</b></p>	<p><b>HIGH SPEED ROTOR</b></p> <p>Type: <b>Special flange</b> Version: <b>Special</b></p>
 <p>Lower shaft cpl. Synea® WA99 A/99 Adec 99LT</p> <p><b>P/N 592L</b> Original 01565800 <b>5x8x2mm</b></p>	<p><b>OTHER HIGH SPEED</b></p> <p>Type: <b>Smooth</b> Version: <b>Open/Seal</b></p>
 <p>969/999 Synea® WA99 Fusion® WG99 Vision® WK99 Synea® WE99 WS91/WS92</p> <p><b>P/N 590L</b> Original 01579600 <b>2,35x5,5x2mm</b></p>	<p><b>OTHER HIGH SPEED</b></p> <p>Type: <b>Smooth</b> Version: <b>Open/Seal</b></p> <p><b>GRW ®</b></p>
 <p>EB40A/EB40E/EB40LT</p> <p><b>P/N 370L</b> Original 04059000 <b>2,38x7,938x3,571mm</b></p>	<p><b>ELECTRIC&amp;AIR MOTOR</b></p> <p>Type: <b>Smooth</b> Version: <b>Seal/Seal</b></p>
 <p>EB40A/EB40E/EB40LT</p> <p><b>P/N 371L</b> Original 04062000 <b>4x11x4mm</b></p>	<p><b>ELECTRIC&amp;AIR MOTOR</b></p> <p>Type: <b>Smooth</b> Version: <b>Seal/Seal</b></p>
 <p>A20/LT25/A25/E25</p> <p><b>P/N 381L</b> Original 01850600 <b>3,175x7,938x3,571mm</b></p>	<p><b>ELECTRIC&amp;AIR MOTOR</b></p> <p>Type: <b>Smooth</b> Version: <b>Seal/Seal</b></p>











Models		Application
	260 Blue & Black LA66  <b>P/N 150L</b> Original 03202300 <b>8x16x6mm</b>	<b>LABORATORY</b>  Type: <b>Smooth</b> Version: <b>Seal/Seal</b>  <b>GRW ®</b>
	260 Blue & Black LA66  <b>P/N 151L</b> Original 03202200 <b>7x14x5mm</b>	<b>LABORATORY</b>  Type: <b>Smooth</b> Version: <b>Shield/Seal</b>
	MF Tectorqu MF Perfecta  <b>P/N 200L</b> Original 02685500 <b>5x11x5mm</b>	<b>LABORATORY</b>  Type: <b>Smooth</b> Version: <b>Seal/Seal</b>
	MF Tectorqu MF Perfecta  <b>P/N 250L</b> Original 01206200 <b>3x8x4mm</b>	<b>LABORATORY</b>  Type: <b>Smooth</b> Version: <b>Seal/Seal</b>

Models		Application
	CA 1:1/1:1 L  <b>P/N</b> 100L 4x7x2mm	<b>LOW SPEED ROTORS</b>  Type: <b>Smooth</b> Version: <b>Open/Open</b>
	CA 1:1/1:1 L  <b>P/N</b> 340L 5x8x2mm	<b>LOW SPEED ROTORS</b>  Type: <b>Smooth</b> Version: <b>Open/Open</b>
	CA 20:1  <b>P/N</b> 660L 4x7x2mm	<b>LOW SPEED ROTORS</b>  Type: <b>Smooth</b> Version: <b>Open/Seal</b>
	CA 20:1  <b>P/N</b> 670L 5x8x2mm	<b>LOW SPEED ROTORS</b>  Type: <b>Smooth</b> Version: <b>Open/Shield</b>
	CA EVO 1:5 L  <b>P/N</b> 611L 3,175x6x2mm	<b>HIGH SPEED ROTOR</b>  Type: <b>Smooth</b> Version: <b>Open/Shield</b>
	CA 1:5 L  <b>P/N</b> 620L Original 701.01.68 4x7x2mm	<b>HIGH SPEED ROTOR</b>  Type: <b>Smooth</b> Version: <b>Open/Shield</b>  <b>GRW ®</b>
	CA 1:5 L  <b>P/N</b> 621L Original 701.01.75 2,35x4,763x2,35mm	<b>HIGH SPEED ROTOR</b>  Type: <b>Smooth</b> Version: <b>Seal/Seal</b>
	PM AM 1:1 PM RM 1:1  <b>P/N</b> 382L Original 701.01.77 2,38x4,763x2,38mm	<b>OTHER LOW SPEED</b>  Type: <b>Smooth</b> Version: <b>Seal/Seal</b>
	MC3  <b>P/N</b> 370L Original 701.01.70 2,38x7,938x3,571mm	<b>ELECTRIC&amp;AIR MOTOR</b>  Type: <b>Smooth</b> Version: <b>Seal/Seal</b>
	MC3  <b>P/N</b> 371L Original 701.01.71 4x11x4mm	<b>ELECTRIC&amp;AIR MOTOR</b>  Type: <b>Smooth</b> Version: <b>Seal/Seal</b>






	Models	Compatible parts
	MC2 Isolite 100 MC2 Isolite 300  <b>P/N 380L</b> Original 701.01.23 <b>2,38x7,938x3,571mm</b>	<b>ELECTRIC&amp;AIR MOTOR</b>  Type: <b>Flanged</b> Version: <b>Seal/Seal</b>
	MC2 Isolite 100 MC2 Isolite 300  <b>P/N 381L</b> Original 701.01.14 <b>3,175x7,938x3,571mm</b>	<b>ELECTRIC&amp;AIR MOTOR</b>  Type: <b>Smooth</b> Version: <b>Seal/Seal</b>
	MX Motor  <b>P/N 640L</b> Original 701.01.93 <b>4,763x9,525x3,175mm</b>	<b>ELECTRIC&amp;AIR MOTOR</b>  Type: <b>Smooth</b> Version: <b>Seal/Seal</b>
	MX Motor  <b>P/N 641L</b> Original 701.01.94 <b>3,967x7,938x3,175mm</b>	<b>ELECTRIC&amp;AIR MOTOR</b>  Type: <b>Smooth</b> Version: <b>Seal/Seal</b>











Models		Compatible parts
	<p>T1 LINE C40/C40L (ADA) rear T2 LINE A40L rear T3 LINE E40 rear T2 REVO R40 rear T1 LINE ENDO 6L T1 CLASSIC KM 1,6L SN&gt;30 000 rear T1 LINE KM 1,6/1,6L rear</p> <p><b>P/N 120L</b> <b>4x7x2mm</b></p>	<p><b>LOW SPEED ROTORS</b></p> <p>Type: <b>Smooth</b> Version: <b>Shield/Seal</b></p> <p>GRW ®</p>
	<p>T1 LINE C40/C40L (ADA) front T2 LINE A40L front T3 LINE E40 front T1 CLASSIC KM 1,6L SN&gt;30 000 front T1 LINE KM 1,6/1,6L front T1 LINE C 6/C 6L - head 1:1 ADA front T1 LINE C 1,6/C 1,6L - head 1:1 ADA front</p> <p><b>P/N 320L</b> <b>3x7x2mm</b></p>	<p><b>LOW SPEED ROTORS</b></p> <p>Type: <b>Smooth</b> Version: <b>Open/Open</b></p>
	<p>T1 CLASSIC S40L SN&gt;30 000 &amp; &gt;202 000 front T1 LINE C40L SN&gt;65 000 &amp; &gt;202 000 front T1 LINE C40/C40L front T2 REVO R40 mini front T1 LINE C40/C40L mini front T2 S-LINE AS40L front T3 S-LINE ES40 front</p> <p><b>P/N 400L</b> <b>3x6x2mm</b></p>	<p><b>LOW SPEED ROTORS</b></p> <p>Type: <b>Smooth</b> Version: <b>Seal/Seal</b></p> <p>GRW ®</p>
	<p>T1 CLASSIC S40L SN&gt;30 000 &amp; &gt;202 000 rear T1 LINE C40L SN&gt;65 000 &amp; &gt;202 000 rear T1 LINE C40/C40L rear T2 REVO R40 mini rear T1 LINE C40/C40L mini rear T2 S-LINE AS40L rear T3 S-LINE ES40 rear</p> <p><b>P/N 550L</b> <b>4x7x1,6mm</b></p>	<p><b>LOW SPEED ROTORS</b></p> <p>Type: <b>Smooth</b> Version: <b>Open/Open</b></p> <p>GRW ®</p>
	<p>Implant 20:1 Implant 80:1</p> <p><b>P/N 580L</b> <b>4x7x2mm</b></p>	<p><b>LOW SPEED ROTORS</b></p> <p>Type: <b>Smooth</b> Version: <b>Open/Seal</b></p> <p>GRW ®</p>
	<p>T1 LINE C6L mini T1 LINE C40L mini</p> <p><b>P/N 591L</b> Original 5887174 <b>4x7x1,6mm</b></p>	<p><b>LOW SPEED ROTORS</b></p> <p>Type: <b>Smooth</b> Version: <b>Open/Seal</b></p>
	<p>T1 LINE C1,6 T1 LINE C1,6 SN&gt;65 000</p> <p><b>P/N 320L</b> Original 4181157 / 6360577 <b>3x7x2mm</b></p>	<p><b>OTHER LOW SPEED</b></p> <p>Type: <b>Smooth</b> Version: <b>Open/Open</b></p>
	<p>T2 LINE AH40L T2 LINE AH40L SN&gt;202 000 T3 LINE EH40L T3 LINE EH40L SN&gt;202 000 T1 LINE H40/H40L SN&gt;28 125 T1 LINE H 40 SN&lt;28 126</p> <p><b>P/N 340L</b> Original 4181108 <b>5x8x2mm</b></p>	<p><b>OTHER LOW SPEED</b></p> <p>Type: <b>Smooth</b> Version: <b>Open/Open</b></p>
	<p>T1 LINE PROFIN/PROFIN L T1 LINE PROPHY T1 LINE CONDENS T1 LINE ENDO 6L T1 LINE EVA 04/EVA 11 T1 LINE C6/C6L T1 LINE C40L/C6L mini SN&gt;65 000</p> <p><b>P/N 615L</b> Original 4181132 / 6360551 <b>3x8x3mm</b></p>	<p><b>OTHER LOW SPEED</b></p> <p>Type: <b>Smooth</b> Version: <b>Open/Open</b></p>
	<p>T1 CLASSIC ENDO L T1 CLASSIC EVA 04L/11L T1 CLASSIC PROPHY T1 CLASSIC KM 1,6L T1 CLASSIC S200L/S200L mini/S40L/S6L/S1,6L T1 CLASSIC S H40L</p> <p><b>P/N 616L</b> Original 7044688/6360601 <b>6x10,35x2,98mm</b></p>	<p><b>OTHER LOW SPEED</b></p> <p>Type: <b>Smooth</b> Version: <b>Open/Dhield</b></p>









Models		Application
	T2 LINE Revo R170 T1 LINE C200 T2 LINE A200 T1 CLASSIC S200 T2 LINE A170  <b>P/N 590L</b> Original 7044654 <b>2,35x5,5x2mm</b>	<b>OTHER LOW SPEED</b>  Type: <b>Smooth</b> Version: <b>Open/Shield</b>  <b>GRW ®</b>
	T1 CLASSIC S200 T1 LINE C200  <b>P/N 610L</b> Original 5890855/4181173 <b>3,175x7x2mm</b>	<b>HIGH SPEED ROTOR</b>  Type: <b>Smooth</b> Version: <b>Open/Shield</b>  <b>GRW ®</b>
	T1 CLASSIC S200 mini T1 LINE C200 mini  <b>P/N 611L</b> Original 5899863 <b>3,175x6x2mm</b>	<b>HIGH SPEED ROTOR</b>  Type: <b>Smooth</b> Version: <b>Open/Shield</b>
	Motor SL front  <b>P/N 710L</b> Original 7040801 <b>4x9x4mm</b>	<b>ELECTRIC&amp;AIR MOTOR</b>  Type: <b>Flanged</b> Version: <b>Seal/Seal</b>
	Motor SL rear  <b>P/N 720L</b> Original 7036130 <b>2x6x2,3mm</b>	<b>ELECTRIC&amp;AIR MOTOR</b>  Type: <b>Flanged</b> Version: <b>Seal/Seal</b>

Models		Application
	FPB-Y head Ti-Max Ti25/Ti25L Ti-Max Ti15/Ti15L S-Max M25/M25L Ti-Max X25/X25L Ti-Max X15/X15L Ti-Max Z25/Z25L <b>P/N 120L</b> 4x7x2mm	<b>LOW SPEED ROTORS</b> Type: <b>Smooth</b> Version: <b>Shield/Seal</b>  <b>GRW ®</b>
	S-Max SG20 Ti-Max X-SG20L Ti-Max X-DSG20L  <b>P/N 660L</b> 4x7x2mm	<b>LOW SPEED ROTORS</b> Type: <b>Smooth</b> Version: <b>Shield/Seal</b>
	S-Max SG20 Ti-Max X-SG20L Ti-Max X-DSG20L  <b>P/N 670L</b> 5x8x2mm	<b>LOW SPEED ROTORS</b> Type: <b>Smooth</b> Version: <b>Shield/Seal</b>
	Contra angle 3640L Surgey C09-CL09 Contra angle E40-E120 SGR2-E/SGT2-E  <b>P/N 320L</b> Original B10313-0703 2,35x5x1,5mm	<b>OTHER LOW SPEED</b> Type: <b>Smooth</b> Version: <b>Open/Open</b>
	EB40A/EB40E/EB40LT EX203/EX103/EX200/EX100/EX203C IS205/TI205/TI205L PTL950TI  <b>P/N 370L</b> Original B22227-7923 2,38x7,938x3,571mm	<b>OTHER LOW SPEED</b> Type: <b>Smooth</b> Version: <b>Seal/Seal</b>
	EX5/EX6/EX7/EX8/EX9 IS65/GS65/GS300  <b>P/N 420L</b> Original B13213-0804 4x8x3mm	<b>OTHER LOW SPEED</b> Type: <b>Smooth</b> Version: <b>Seal/Seal</b>  <b>NSK ®</b>
	EX5/EX6/EX7/EX8/EX9/EX12 IS65/E10R SGS-E2G/SGS-E2S/SGS-E2M/SGS-E2L GS65/GS300  <b>P/N 430L</b> Original B10321-1005 5x10x3mm	<b>OTHER LOW SPEED</b> Type: <b>Smooth</b> Version: <b>Open/Shield</b>
	Ti-Max X65  <b>P/N 460L</b> Original B11223-1005 5x10x4mm	<b>OTHER LOW SPEED</b> Type: <b>Smooth</b> Version: <b>Seal/Seal</b>
	Ti-SG65L  <b>P/N 650L</b> Original B12213-0704 4x7x2,5mm	<b>OTHER LOW SPEED</b> Type: <b>Smooth</b> Version: <b>Shield/Seal</b>
	Ti-Max Ti95/Ti95L Ti-Max X95/X95L S-Max M95/M95L Ti-Max Z95/Z95L rear  <b>P/N 130L</b> 4x7x2mm	<b>HIGH SPEED ROTOR</b> Type: <b>Smooth</b> Version: <b>Shield/Open</b>  <b>GRW ®</b>




















Models		Application
	Ti-Max Z95/Z95L front  <b>P/N 780L</b> 3,74x6,58x1,74mm	<b>HIGH SPEED ROTOR</b>  Type: <b>Smooth</b> Version: <b>Shield/Shield</b>
	Ti-Max Ti85 Ti-Max Ti95 Ti-Max X95  <b>P/N 485L</b> Original B19157-4723 2,35x4,76x1,57mm	<b>OTHER HIGH SPEED</b>  Type: <b>Smooth</b> Version: <b>Open/Shield</b>
	XL-450-UHR  <b>P/N 240L</b> Original B11253-0904 4x9x4mm	<b>LABORATORY</b>  Type: <b>Smooth</b> Version: <b>Seal/Seal</b>
	Ultimate 450/VH/2/3 405-UHR 50T/C/UHR 35 Ultimate XL-VR E/UHR45C/UHRXL T/TP/C  <b>P/N 480L</b> Original B11243-1306 & B11223-1306 6x13x5mm	<b>LABORATORY</b>  Type: <b>Smooth</b> Version: <b>Seal/Seal</b>
	Ultimate 450/VH/2/3 405-UHR 50T/C/UHR 35 Ultimate XL-VR E/UHR45C/UHRXL T/TP/C  <b>P/N 500L</b> Original B20215-2763 & B20245-2763 6,35x12,7x4,762mm	<b>LABORATORY</b>  Type: <b>Smooth</b> Version: <b>Seal/Seal</b>  <b>GRW ®</b>

Models		Application
	Head Gear LS9011/LS9021  <b>P/N</b> 120L Original BE5012 <b>4x7x2mm</b>	<b>LOW SPEED ROTORS</b>  Type: <b>Smooth</b> Version: <b>Shield/Seal</b>  <b>GRW ®</b>
	Head Gear LS9011/LS9021  <b>P/N</b> 140L Original BE5011 <b>3x7x2,5/3,35mm</b>	<b>LOW SPEED ROTORS</b>  Type: <b>Smooth</b> Version: <b>Seal/Shield</b>  <b>GRW ®</b>
	LS1011  <b>P/N</b> 202L Original BE5015 <b>5x8x3mm</b>	<b>OTHER LOW SPEED</b>  Type: <b>Smooth</b> Version: <b>Seal/Seal</b>  <b>GRW ®</b>
	LS1011  <b>P/N</b> 240L Original BE5014 <b>4x9x4mm</b>	<b>OTHER LOW SPEED</b>  Type: <b>Smooth</b> Version: <b>Seal/Seal</b>
	LS2011  <b>P/N</b> 290L Original BE5013 <b>3x8x3mm</b>	<b>OTHER LOW SPEED</b>  Type: <b>Smooth</b> Version: <b>Seal/Seal</b>
	Head Gear LS2115  <b>P/N</b> 130L Original BE5021 <b>4x7x2mm</b>	<b>HIGH SPEED ROTOR</b>  Type: <b>Smooth</b> Version: <b>Shield/Open</b>  <b>GRW ®</b>
	Intermediate Shaft LS2115  <b>P/N</b> 485L Original BE5022 <b>2,35x4,76x1,57mm</b>	<b>OTHER HIGH SPEED</b>  Type: <b>Smooth</b> Version: <b>Open/Shield</b>
	Motor AM1014  <b>P/N</b> 320L Original BE9023 <b>3x7x2mm</b>	<b>ELECTRIC&amp;AIR MOTOR</b>  Type: <b>Smooth</b> Version: <b>Open/Open</b>
	RO1190/RO1192/RO1193  <b>P/N</b> 170L Original BE9025 <b>2x6x2,3mm</b>	<b>ELECTRIC&amp;AIR MOTOR</b>  Type: <b>Smooth</b> Version: <b>Open/Seal</b>  <b>GRW ®</b>
	RO1190/RO1192/RO1193  <b>P/N</b> 230L Original BE9026 <b>4x11x4mm</b>	<b>ELECTRIC&amp;AIR MOTOR</b>  Type: <b>Smooth</b> Version: <b>Seal/Seal</b>  <b>GRW ®</b>

Models		Compatible parts
	C1/C2 Q Profi Qube Long Version C3 Master Ver.2 SN>719536  P/N <b>730L</b> Original 4120 <b>8x16x6mm</b>	<b>LABORATORY</b> Type: <b>Smooth</b> Version: <b>Shield/Shield</b>
	C1/C2/CN Q Profi Qube Long Version  P/N <b>735L</b> Original 5212 <b>4x9x4mm</b>	<b>LABORATORY</b> Type: <b>Smooth</b> Version: <b>Shield/Shield</b>
	C1/C2/CN Q Profi Qube Long Version C3 Master Ver.2 SN>719536  P/N <b>740L</b> Original 611/1+2 <b>7x14x5mm</b>	<b>LABORATORY</b> Type: <b>Smooth</b> Version: <b>Shield/Shield</b>
	C3 Master Ver.1  P/N <b>745L</b> Original 7111 <b>3x8x4mm</b>	<b>LABORATORY</b> Type: <b>Smooth</b> Version: <b>Shield/Shield</b>
	C3 Master Ver.1  P/N <b>755L</b> Original 7120 <b>10,15x19x7mm</b>	<b>LABORATORY</b> Type: <b>Smooth</b> Version: <b>Shield/Shield</b>
	C3 Master Ver.1 C3 Master Ver.2 SN>719536  P/N <b>765L</b> Original 7212 <b>5x9,525x3,75(4)mm</b>	<b>LABORATORY</b> Type: <b>Smooth</b> Version: <b>Shield/Shield</b>
	Qube  P/N <b>750L</b> Original 9160 <b>5x11x5mm</b>	<b>LABORATORY</b> Type: <b>Smooth</b> Version: <b>Seal/Seal</b>
	Qube  P/N <b>760L</b> Original 9162 <b>6x13x5mm</b>	<b>LABORATORY</b> Type: <b>Smooth</b> Version: <b>Seal/Seal</b>



Models		Application
	Spindle DC Type Spindle ETC Type  <b>P/N</b> 210L Original 1480ZZ <b>8x14x4mm</b>	<b>LABORATORY</b> Type: <b>Smooth</b> Version: <b>Seal/Seal</b>  <b>GRW ®</b>
	Spindle DC Type Spindle ETC Type  <b>P/N</b> 390L Original 1260ZZ <b>6x12x4mm</b>	<b>LABORATORY</b> Type: <b>Smooth</b> Version: <b>Seal/Seal</b>
	Motor ETC Type Motor DC Type  <b>P/N</b> 480L Original 1360ZZ <b>6x13x5mm</b>	<b>LABORATORY</b> Type: <b>Smooth</b> Version: <b>Seal/Seal</b>
	Motor E Type Motor DC Type  <b>P/N</b> 250L Original 830ZZ <b>3x8x4mm</b>	<b>LABORATORY</b> Type: <b>Smooth</b> Version: <b>Seal/Seal</b>
	Motor E Type Motor DC Type  <b>P/N</b> 440L Original 1030ZZ <b>3x10x4mm</b>	<b>LABORATORY</b> Type: <b>Smooth</b> Version: <b>Seal/Seal</b>
	  <b>P/N</b> 240L Original 940ZZ <b>4x9x4mm</b>	<b>LABORATORY</b> Type: <b>Smooth</b> Version: <b>Seal/Seal</b>
	  <b>P/N</b> 410L Original 1370ZZ <b>7x13x4mm</b>	<b>LABORATORY</b> Type: <b>Smooth</b> Version: <b>Seal/Seal</b>
	  <b>P/N</b> 460L Original 1050ZZ <b>5x10x4mm</b>	<b>LABORATORY</b> Type: <b>Smooth</b> Version: <b>Seal/Seal</b>
	  <b>P/N</b> 500L Original 188ZZ <b>6,35x12,7x4,762mm</b>	<b>LABORATORY</b> Type: <b>Smooth</b> Version: <b>Seal/Seal</b>

Models		Application
	MVK-LINE LTA-4  <b>P/N 700L</b> 3,967x7,938x3,175mm	Type: <b>Flanged</b> Version: <b>Seal/Shield</b>
	<b>P/N 312L</b> 4x13x5mm	Type: <b>Smooth</b> Version: <b>Seal/Seal</b>  <b>NSK ®</b>
	<b>P/N 450L</b> 4x10x4mm	Type: <b>Smooth</b> Version: <b>Seal/Seal</b>
	<b>P/N 470L</b> 5x13x4mm	Type: <b>Smooth</b> Version: <b>Seal/Seal</b>  <b>NSK ®</b>
	<b>P/N 510L</b> 8x16x5mm	Type: <b>Smooth</b> Version: <b>Seal/Seal</b>  <b>NSK ®</b>
	<b>P/N 520L</b> 3,175x9,525x3,967mm	Type: <b>Smooth</b> Version: <b>Seal/Seal</b>  <b>NSK ®</b>
	<b>P/N 530L</b> 7,938x12,7x3,96mm	Type: <b>Smooth</b> Version: <b>Open/Shield</b>  <b>NSK ®</b>
	<b>P/N 560L</b> 3,175x7,938x3,571mm	Type: <b>Flanged</b> Version: <b>Seal/Seal</b>  <b>NSK ®</b>

# PARTS FOR MICRO MOTORS


















WARRANTY: 12 months on all functions of the product









# 10

















Models		Compatible parts
	Rotor for KAVO ® K9 EWL950 K9 EWL955  <b>P/N</b> <b>RMK9</b> Original 0.674.1261	⊕ Bearings: <b>220L/180L</b> ⊕ Driver: <b>RMK9D</b> ⊕ Pin: <b>RMK9D</b> Carbon brush: <b>CBRK9</b> Chuck: <b>CHK9</b>
	Driver for KAVO ® K9 EWL950 K9 EWL955  <b>P/N</b> <b>RMK9D</b> Original 0.674.4282	Rotor: <b>RMK9</b> Bearings: <b>220L, 180L</b> Pin: <b>RMK9P</b> Carbon brush: <b>CBRK9</b> Chuck: <b>CHK9</b>
	Pin for KAVO ® K9 EWL950 K9 EWL955  <b>P/N</b> <b>RMK9P</b> Original 0.202.0018	Rotor: <b>RMK9</b> Bearings: <b>220L, 180L</b> Driver: <b>RMK9D</b> Carbon brush: <b>CBRK9</b> Chuck: <b>CHK9</b>
	Rotor for KAVO ® K10 4950  <b>P/N</b> <b>RMK10</b> Original 0.674.3321	⊕ Bearings: <b>251L/250L</b> ⊕ Driver: <b>RMK10D</b> ⊕ Pin: <b>RMK10P</b> Carbon brush: <b>CBRK10</b> Chuck: <b>CHK9</b>
	Driver for KAVO ® K10 4950  <b>P/N</b> <b>RMK10D</b> Original 0.674.4282	Rotor: <b>RMK10</b> Bearings: <b>251L, 250L</b> Pin: <b>RMK10P</b> Carbon brush: <b>CBRK10</b>
	Pin for KAVO ® K10 4950  <b>P/N</b> <b>RMK10P</b> Original 0.202.0018	Rotor: <b>RMK10</b> Bearings: <b>251L, 250L</b> Driver: <b>RMK10D</b> Carbon brush: <b>CBRK10</b>
	Rotor for KAVO ® K190/F K196  <b>P/N</b> <b>RMK190/196</b> Original 0.676.0871	⊕ Bearings: <b>170L/230L</b> ⊕ Driver: <b>RMK190D</b> ⊕ Pin: <b>RMK190P</b> Carbon brush: <b>CBRK190</b> O-rings: <b>O2100</b>
	Driver for KAVO ® K190/F K196  <b>P/N</b> <b>RMK190D</b>	Rotor: <b>RMK190/196</b> Bearings: <b>170L, 230L</b> Pin: <b>RMK190P</b> Carbon brush: <b>CBRK190</b> O-rings: <b>O2100</b>
	Pin for KAVO ® K190/F K196  <b>P/N</b> <b>RMK190P</b>	Rotor: <b>RMK190/196</b> Bearings: <b>170L, 230L</b> Driver: <b>RMK190D</b> Carbon brush: <b>CBRK190</b> O-rings: <b>O2100</b>
	Rotor for KAVO ® K192  <b>P/N</b> <b>RMK192</b> Original 0.676.0971	⊕ Bearings: <b>170L/230L</b> ⊕ Driver: <b>RMK190D</b> ⊕ Pin: <b>RMK192P</b> Carbon brush: <b>CBRK190</b> O-rings: <b>O2100</b>








Models		Compatible parts
	Driver for KAVO ® K192  <b>P/N</b> RMK192D	Rotor: <b>RMK192</b> Bearings: <b>170L, 230L</b> Driver: <b>RMK192D</b> Carbon brush: <b>CBRK190</b> O-rings: <b>O2100</b>
	Pin for KAVO ® K192  <b>P/N</b> RMK192P	Rotor: <b>RMK192</b> Bearings: <b>170L, 230L</b> Pin: <b>RMK192P</b> Carbon brush: <b>CBRK190</b> O-rings: <b>O2100</b>
	Rotor for KAVO ® K200  <b>P/N</b> RMK200 Original 1.000.6859	☉ Bearings: <b>292L/170L</b> ☉ Driver: <b>RMK200D</b> ☉ Pin: <b>RMK200P</b> Carbon brush: <b>CBRK190</b> O-rings: <b>O2100</b>
	Driver for KAVO ® K200  <b>P/N</b> RMK200D	Rotor: <b>RMK200</b> Bearings: <b>292L, 170L</b> Pin: <b>RMK200P</b> Carbon brush: <b>CBRK190</b> O-rings: <b>O2100</b>
	Pin for KAVO ® K200  <b>P/N</b> RMK200P	Rotor: <b>RMK200</b> Bearings: <b>292L, 170L</b> Driver: <b>RMK200D</b> Carbon brush: <b>CBRK190</b> O-rings: <b>O2100</b>

	Models	Compatible parts
	Rotor for BIEN AIR® MC3-40LKE MC3 LED  <b>P/N</b> RMC3 Original 211.75.29 (1500042/1501036)	⊕ Bearings: 370L, 371L Driver: RMC3D Pin: RMC3P V-seal: RMC3V Carbon brush: CBRMC3 Bulb: D911/D912
	Driver for BIEN AIR® MC3-40LKE MC3 LED  <b>P/N</b> RMC3D Original 1300120	Rotor: RMC3 Bearings: 370L, 371L Pin: RMC3P V-seal: RMC3V Carbon brush: CBRMC3 Bulb: D911/D912
	Pin for BIEN AIR® MC3-40LKE MC3 LED  <b>P/N</b> RMC3P Original 1300011	Rotor: RMC3 Bearings: 370L, 371L Driver: RMC3D V-seal: RMC3V Carbon brush: CBRMC3 Bulb: D911/D912
	V-seal for BIEN AIR® MC3-40LKE MC3 LED  <b>P/N</b> RMC3V Original 705.03.15 (1300138)	Rotor: RMC3 Bearings: 370L, 371L Driver: RMC3D Pin: RMC3P Carbon brush: CBRMC3 Bulb: D911/D912
	Rotor for BIEN AIR® MC2-40LKE  <b>P/N</b> RMC2 Original 211.61.16 (1500359)	⊕ 641.16.04/011.35.44/ 1302472/011.35.37 Bearings: 380L, 381L Driver: RMC2D Pin: RMC2P V-seal: RMC3V Carbon brush: CBRMC2 Bulb: D911/D912
	Driver for BIEN AIR® MC2-40LKE  <b>P/N</b> RMC2D Original 1300986	Rotor: RMC2 Bearings: 380L, 381L Driver: RMC2D Pin: RMC2P V-seal: RMC3V Carbon brush: CBRMC2 Bulb: D911/D912
	Pin for BIEN AIR® MC2-40LKE  <b>P/N</b> RMC2P Original 1300664	Rotor: RMC2 Bearings: 380L, 381L Driver: RMC2D Pin: RMC2P V-seal: RMC3V Carbon brush: CBRMC2 Bulb: D911/D912
	V-seal for BIEN AIR® MC2-40LKE  <b>P/N</b> RMC3V Original 705.03.15 (1300138)	Rotor: RMC2 Bearings: 380L, 381L Driver: RMC2D Pin: RMC2P V-seal: RMC3V Carbon brush: CBRMC2 Bulb: D911/D912

Models		Compatible parts
	Rotor for SIRONA® Motor SL  <b>P/N</b> <b>RMSSL</b> Original 4176678	Bearings: <b>710L, 720L</b> Driver: <b>RMSSLD</b> Pin: <b>RMSSLP</b> V-seal: <b>RMSSLV</b> Carbon brush: <b>CBRSL</b> Bulb: <b>A910</b>
	Driver for SIRONA® Motor SL  <b>P/N</b> <b>RMSSLD</b> Original 5942214	Rotor: <b>RMSSL</b> Bearings: <b>710L, 720L</b> Pin: <b>RMSSLP</b> V-seal: <b>RMSSLV</b> Carbon brush: <b>CBRSL</b> Bulb: <b>A910</b>
	Pin for SIRONA® Motor SL  <b>P/N</b> <b>RMSSLP</b> Original 5954755	Rotor: <b>RMSSL</b> Bearings: <b>710L, 720L</b> Driver: <b>RMSSLD</b> V-seal: <b>RMSSLV</b> Carbon brush: <b>CBRSL</b> Bulb: <b>A910</b>
	V-seal for SIRONA® Motor SL  <b>P/N</b> <b>RMSSLV</b> Original 5456046	Rotor: <b>RMSSL</b> Bearings: <b>710L, 720L</b> Driver: <b>RMSSLD</b> Pin: <b>RMSSLP</b> Carbon brush: <b>CBRSL</b> Bulb: <b>A910</b>



	Models	Compatible parts
	Carbon brush for KAVO ® K9 950  <b>P/N</b> CBRK9 Original 0.676.0241	Rotor: <b>RMK9</b> Bearings: <b>180L,220L</b> Driver: <b>RMK9D</b> Pin: <b>RMK9P</b> Chuck: <b>CHK9</b>  Sold: 1 piece
	Carbon brush for KAVO ® K10 4950  <b>P/N</b> CBRK10 Original 0.674.2481	Rotor: <b>RMK10</b> Bearings: <b>251L,250L</b> Driver: <b>RMK10D</b> Pin: <b>RMK10P</b> Chuck: <b>CHK9</b>  Sold: 1 piece
	Carbon brush for KAVO ® K190/192/193 K196/197 K200/201  <b>P/N</b> CBRK190 Original 0.676.0881	Rotor: <b>RMK190/192/200</b> Bearings: <b>251L,250L,150L</b> Driver: <b>RMK190D/200D</b> Pin: <b>RMK190P/200P</b> O-rings: <b>O2100</b>  Sold: 1 piece
	Carbon brush for BIEN AIR ® MC2  <b>P/N</b> CBRMC2 Original 1500241	Rotor: <b>RMC2</b> Bearings: <b>380L, 381L</b> V-seal: <b>RMC3V</b> Bulb: <b>D911/D912</b>  Sold: 1 piece
	Carbon brush for BIEN AIR ® MC3  <b>P/N</b> CBRMC3 Original 1500037	Rotor: <b>RMC3</b> Bearings: <b>370L, 371L</b> Driver: <b>RMC3D</b> Pin: <b>RMC3P</b> V-seal: <b>RMC3V</b> Bulb: <b>D911/D912</b>  Sold: 1 piece
	Carbon brush for SIEMENS ® / SIRONA ® S-motor  <b>P/N</b> CBR S Original 2491066	Sold: 1 piece
	Brush holder with carbon brush for SIRONA ® SL-motor  <b>P/N</b> CBRSL Original 6002237	Rotor: <b>RMSSL</b> Bearings: <b>710L, 720L</b> Driver: <b>RMSSLD</b> Pin: <b>RMSSLP</b> V-seal: <b>RMSSLV</b> Bulb: <b>A910</b>  Sold: 1 holder + 2 brushes.
	Carbon brush for NSK ® Viva-Mate 3 motor Volvere i7 Volvere Vmax  <b>P/N</b> CBRNV Original E023011S	Chuck: <b>CHNV</b>  Sold: Set of 2 pieces.

Models		Compatible parts
	Chuck for KAVO ® K4/K5/K9 EWL4930/EWL4932 K12  <b>P/N</b> <b>CHK4</b> Original 0.674.4871	Rotor: <b>RMK9</b> Bearings: <b>180L,220L</b> Driver: <b>RMK9D</b> Pin: <b>RMK9P</b> Carbon b.: <b>CBRK9</b>
	Chuck for KAVO ® K9 EWL950/955 K10/K11  <b>P/N</b> <b>CHK9</b> Original 0.674.7752	Rotor: <b>RMK9/RMK10</b> Bearings: <b>180L,220L/251L,250L</b> Driver: <b>RMK9D</b> Pin: <b>RMK9P</b> Carbon b.: <b>CBRK9/CBRK10</b>
	Chuck for KAVO ® SF 4004-4005  <b>P/N</b> <b>CHK4004</b> Original 0.671.1562	
	Chuck for NSK ® Presto Aqua LUX Aqua II  <b>P/N</b> <b>CHNP</b> Original T815019	Rotor: <b>IL190</b>
	Chuck for NSK ® Ultimate XL-G/XL-D/XL-K/XL-F Ultimate 500/500D/500K/500F Ultimate 450/450K/450F Volvere i7 Volvere Vmax MIO  <b>P/N</b> <b>CHNV</b> Original H203180	Carbon brushes: <b>CBRNV</b>
	Chuck for Marathon ® Collector motor  <b>P/N</b> <b>CHMB</b>	
	Chuck for Marathon ® Brushless motor  <b>P/N</b> <b>CHMBL</b>	

# BULBS



WARRANTY: 6 months on all functions of the LED bulb

11

---





## Technical information




### LED bulbs

- Input voltage range: 3.0-3.2V DC
- Current: 40-100mA
- Luminosity: >25,000lux
- Input voltage range: 3.0-3.2V DC
- Color temperature: 5.500-6.000K
- Power: max 0,5W
- Max. temperature: 125°C
- Storage temperature: -40°C - 125°C



### XENON bulbs

- Input voltage range: 3.0-3.6V DC
- Recommend voltage: 3.5V DC
- Current: 750mA
- Luminosity: 40,2 Lumens
- Color temperature: 3200K
- Life span: more than 70 hours














## > Bulbs compatible with Sirona®

	Models	Type / polarity
	<i>XENON Bulb for SIRONA® Turbines</i>  <b>P/N</b> A900 Original 5940291	
	<i>XENON Bulb for SIRONA® Motors</i>  <b>P/N</b> A901 Original 5940291	
	<i>LED Bulb for SIRONA® Turbines &amp; Motors</i>  <b>P/N</b> A910 Original 6314558	LED

## > Bulbs compatible with Kavo®

	Models	Type / polarity
	<i>XENON Bulb for KAVO® &amp; MK-DENT® Turbines &amp; Motors</i>  <b>P/N</b> B900 Original 1.002.2928	
	<i>LED Bulb for KAVO® &amp; MK-DENT® Turbines &amp; Motors</i>  <b>P/N</b> B910 Original 1.007.5372	LED

## &gt; Bulbs compatible with W&amp;H®










Models		
	<p>XENON Bulb for W&amp;H® Turbines</p> <p><b>P/N</b> C900</p>	
	<p>XENON Bulb for W&amp;H® EA-40LT EA-50LT EA-51LT</p> <p><b>P/N</b> C901</p>	
	<p>XENON Bulb for W&amp;H® Ra-24 coupling</p> <p><b>P/N</b> C902</p>	
	<p>LED Bulb for W&amp;H® Turbines</p> <p><b>NOTE:</b> Take note of the polarity.</p> <p><b>P/N</b> C910</p>	 
	<p>LED Bulb for W&amp;H® Turbines</p> <p><b>NOTE:</b> Inverted polarity</p> <p><b>P/N</b> C911</p>	 
	<p>LED Bulb for W&amp;H® Motor LT25</p> <p><b>P/N</b> C912</p>	
	<p>LED Bulb for W&amp;H® EA-40LT EA-50LT EA-51LT</p> <p><b>P/N</b> C913</p>	

## &gt; Bulbs compatible with Bien Air®

Models		
	<p>XENON Bulb for BIEN AIR® Turbines</p> <p><b>P/N</b> D900</p>	









# XENON & LED Bulbs





## Models

	<p><i>XENON Bulb for BIEN AIR<sup>®</sup> Motors</i></p> <p><b>P/N</b> D901</p>	
	<p><i>LED Bulb for BIEN AIR<sup>®</sup> Turbines</i></p> <p><b>P/N</b> D910</p>	
	<p><i>LED Bulb for BIEN AIR<sup>®</sup> Motors</i></p> <p><b>NOTE:</b> Take note of the polarity.</p> <p><b>P/N</b> D911</p>	 
	<p><i>LED Bulb for BIEN AIR<sup>®</sup> Motors</i></p> <p><b>NOTE:</b> Inverted polarity</p> <p><b>P/N</b> D912</p>	 

## > Bulbs compatible with NSK<sup>®</sup>

### Models

	<p><i>XENON Bulb for NSK<sup>®</sup> Y900529</i></p> <p><b>P/N</b> I900</p>	
	<p><i>XENON Bulb for NSK<sup>®</sup> Y900132</i></p> <p><b>P/N</b> I904</p>	
	<p><i>XENON Bulb for NSK<sup>®</sup> Y900529</i></p> <p><b>P/N</b> I910</p>	
	<p><i>LED Bulb for NSK<sup>®</sup> Turbines SL/KL</i></p> <p><b>P/N</b> I911</p>	
	<p><i>LED Bulb for NSK<sup>®</sup> KCL/SCL/PTL</i></p> <p><b>P/N</b> I912</p>	

Models		Compatible parts
	<p>LED Bulb for NSK ® Motor TIM40/TI205L</p> <p><b>P/N</b> I913</p>	
	<p>LED Bulb for NSK ® Y900132</p> <p><b>P/N</b> I914</p>	



# FIBRE OPTICS



WARRANTY: 6 months n all functions of the product

# 12



---













Fibre optic rods compatible with SIRONA ®

**Models**

**Compatible parts**

	<p>T1 CLASSIC S200L/ S200L mini SN&gt;30 000 &amp; SN&gt;202 000                  T1 CLASSIC S40L SN&gt;30 000 &amp; SN&gt;202 000                  T1 CLASSIC S6L SN&gt;30 000 &amp; SN&gt;202 000                  T1 CLASSIC S1,6L SN&gt;30 000 &amp; SN&gt;202 000                  T1 CLASSIC ENDO SN&gt;30 000                  T1 CLASSIC KM1,6L SN&gt;30 000                  T1 CLASSIC EVA 04L/EVA 11 SN&gt;30 000</p> <p><b>P/N AF100L</b> Original 5898924</p>	<p>T1 CLASSIC PROPHY SN&gt;30 000                  SIROPure P200 SL                  SIROPure P40 SL                  SIROPure P6 SL</p> <p>Many models</p>
	<p>T1 LINE C200L SN&gt;43 000                  T1 LINE C40L                  T1 LINE C6L                  T1 LINE C1,6L                  T1 LINE KM1,6L                  T1 LINE KM L                  T1 LINE ENDO L</p> <p><b>P/N AF110L</b> Original 3328890</p>	<p>T1 LINE PROFIN L                  SIROPure P200IL                  SIROPure P40IL                  SIROPure P6IL</p> <p>Many models</p>



Models		Compatible parts
	SUPERtorque® 640B  <b>P/N BF100</b> Original 0.553.6601	Rotor: <b>B100C</b> Backcap: <b>B300/B310</b> Key: <b>B800</b> Coupling: <b>CK100-300</b> O-ring: <b>O700</b>
	SUPERtorque® 650B SUPERtorque® 655B POWERtorque® 646B  <b>P/N BF130</b> Original 0.553.8482	Rotor: <b>B130C/B160C/B191C</b> Backcap: <b>B330/B360</b> Key: <b>B830</b> Coupling: <b>CK100-300</b> O-ring: <b>O700/O710</b> Washer: <b>OW110</b>
	GENTLEforce® 7000B GENTLEsilence® 8000B GENTLEsilence® 6500B SMARTtorque mini® S615L SMARTtorque® S619L  <b>P/N BF170</b> Original 1.000.0782	Rotor: <b>B162C/B163C/B170C/B171C</b> Backcap: <b>B360/B362/B363/B370/B371</b> Key: <b>B830/B894</b> Coupling: <b>CK100-300</b> O-ring: <b>O700/O710</b> Washer: <b>OW110/OW120/OW140</b>
	KaVo BELLAtorque® 642 BELLAtorque® MINI 637 B MIRA® LUX 635 B  <b>P/N BF190</b> Original 0.553.6821/0.553.8601	Rotor: <b>B120C/B140C/B190C</b> Backcap: <b>B320/B340</b> Key: <b>B800/B840</b> Coupling: <b>CK100-300</b> O-ring: <b>O700</b>
	INTRAmatic® LUX 7LH INTRAmatic® LUX3 20LH INTRAmatic® LUX3 29LH INTRAccompact® LUX 2080LHC  <b>P/N BF100L</b> Original 0.534.0092	-
	GENTLEpower® LUX 7LP GENTLEpower® LUX 20LP GENTLEpower® LUX 29LP EXPERTmatic® LUX E20L  <b>P/N BF105L</b> Original 1.001.7851	-
	INTRAmatic® LUX 24LN INTRAmatic® LUX 24LS  <b>P/N BF130L</b> Original 0.553.6421	-
	INTRAmatic® 25LHS INTRAmatic® 25LH INTRAmatic® 25LHA INTRAmatic® 25LHC INTRAmatic® 25LCR  <b>P/N BF131L</b> Original 0.553.0283	Rotor: <b>BL130</b> Kit: <b>BL131</b> Int. shaft: <b>BL530</b> Backcap: <b>BL330</b> Idler shaft: <b>BL530i</b> Spur wheel: <b>BL730</b> Key: <b>BL830</b> Bearings: <b>130L/130L</b>
	EXPERTmatic® E25L  <b>P/N BF135L</b> Original 1.009.4943	Rotor: <b>BL135</b> Kit: <b>BL136</b> Int. shaft: <b>BL535</b> Backcap: <b>BL335</b> Spur wheel: <b>BL735</b> Key: <b>BL835</b> Bearings: <b>135L/136L</b>
	GENTLEpower® LUX 25LP GENTLEpower® LUX 25LPA GENTLEpower® LUX 25LPR COMFORTdrive® 200XDR COMFORTdrive® 200DR MASTERmatic® LUX M25L  <b>P/N BF140L</b> Original 1.001.3320	Rotor: <b>BL140/BL160</b> Kit: <b>BL141/BL161</b> Int. shaft: <b>BL540</b> Backcap: <b>BL340/BL360</b> Idler shaft: <b>BL540i</b> Spur wheel: <b>BL740</b> Key: <b>BL840/BL841</b> Bearings: <b>131L/130L</b>



Fibre optic rods compatible with KAVO ®






**Models****Compatible parts**

SONICflex® LUX 2003L/2008L

**P/N** BF100S Original 1.000.4242

-



Models		Compatible parts
	Synea® TA-96 Synea® TA-98  <b>P/N</b> <b>CF150</b> Original 04058300	Rotor: <b>C140C/C150C</b> Backcap: <b>C340/C350</b> Key: <b>C820/C850</b> O-ring: <b>O600</b> Washer: <b>OW130</b>
	Synea® ZA-55LM  <b>P/N</b> <b>CF100S</b> Original 04143700	-
	Synea® WA-56LT Synea® WA-99LT Synea® WA-66LT Fusion® WG-66LT SN < 002950 Fusion® WG-99LT SN < 007801  <b>P/N</b> <b>CF150L</b> Original 04058500	Rotor: <b>CL120/CL125</b> Kit: <b>CL121/CL126</b> Int. shaft: <b>CL520/CL525</b> Backcap: <b>CL320/CL325</b> Key: <b>CL820/CL825</b> Spur wheel: <b>CL725</b> O-rings: <b>O604</b> Bearings: <b>550L/555L/770L</b>
	Synea® TA-97CLM  <b>P/N</b> <b>CF165</b> Original 05288700	Rotor: <b>C165C</b> Backcap: <b>C365</b> Key: <b>C865</b> O-ring: <b>O600</b> Washer: <b>OW130</b>
	Synea® Vision® WK-93 Synea® Vision® WK-99LT Synea® Fusion® WG-99LT Synea® Fusion WG-56LT Fusion® WG-66LT SN > 002951 Fusion® WG-99LT SN > 007802  <b>P/N</b> <b>CF135L</b> Original 06584600	Rotor: <b>CL120/CL122/CL135</b> Kit: <b>CL121/CL123/CL136</b> Int. shaft: <b>CL520/CL522/CL535</b> Backcap: <b>CL320/CL335</b> Key: <b>CL820/CL825</b> Spur wheel: <b>CL735</b> Bearings: <b>550L/565L/565L</b>

Fibre optic rods compatible with W&amp;H ®



Models		Compatible parts
	Ti-Max Z25 Ti-Max Z95  <b>P/N IF100L</b> Original C1034166 + C1034026	Rotor: <b>IL125/IL165</b> Kit <b>IL126/IL166</b> Backcap: <b>IL325/IL365</b> Int. shaft: <b>IL525/IL565</b> Key: <b>IL800/IL865</b> Spur wheel: <b>IL725/IL765</b>
	Ti-Max X25 Ti-Max X95 S-Max M15 S-Max M25 S-Max M95  <b>P/N IF110L</b> Original C600266	Rotor: <b>IL110/IL120/160</b> Kit <b>IL111/IL121/IL161/IL162</b> Backcap: <b>IL310/IL360/IL361</b> Int. shaft: <b>IL510/IL520/IL561</b> Key: <b>IL800/IL860</b> Spur wheel: <b>IL710/IL960</b>
	Ti-Max Ti25L Ti-Max Ti95L  <b>P/N IF120L</b> Original C448B166	Rotor: <b>IL100/IL152/155</b> Kit <b>IL102/IL153/IL156</b> Backcap: <b>IL300/IL352/IL355</b> Int. shaft: <b>IL501/IL552/IL555</b> Key: <b>IL800</b> Spur wheel: <b>IL755</b>





# GENERAL REPAIR TOOLS

# 13





# SPIRO TEST UNIT 4.0 **NEW**

**PRE-ORDER AVAILABLE**

SPIRO complete test unit 4.0 is an important tool for functional check of all repairs done on turbines, contra angles, electric motors (brush or brushless), as well as their compatible hoses.

## 1. Test unit main characteristics:

- a. Metal frame for high stability during transport with inox housing for better hygiene standards
- b. Front panel with ergonomic and smart positioning of all controllers
- c. Ergonomic positioning of electronics and pneumatic components inside for easier maintenance and servicing
- d. European pneumatic and electronic components
- e. Quick connectors for water and air supply with a mechanical valve for safety
- f. Water filter installed inside
- g. Return air exhaust at the back of the unit
- h. Reducing valve with manometer for regulating operation pressure in the unit
- i. Feeds +3V DC to motors or turbines lighting lamp
- j. Feeds spray air with controlled pressure and flow adjustable on a manometer and flowmeter to motors and turbines
- k. Feeds cooling air with controlled pressure and flow adjustable on a manometer and flowmeter to motors
- l. Feeds driving air with controlled pressure and flow adjustable on a manometer and flowmeter to turbines
- m. Feeds cooling water with controlled pressure and flow adjustable on a manometer and flowmeter to turbines
- n. In-house production of the complete unit
- o. Modular design for a multi-type unit (see models below)

## 2. Test unit package includes:

- a. Testing machine
- b. 4-hole turbine hose 1,2m with light connection in grey color RAL 7038
- c. Manual with instructions of use
- d. Power cord supply
- e. 10m of polyurethane tube I.D. 4,5mm

## 3. Hose options:

- a. Collector motors:
  - Bien Air® MC3, MC2 IR, MC2 Isolite 300
  - NSK® M40, TIM40
  - Chirana® P2ED460, CH660
  - Kavo® K190, K196, K200, K192
  - Sirona® SL
  - other hoses on request
- b. Brushless motors:
  - Kavo® KL700 series
  - Sirona® BL Apex, BL ISO Apex, BL ISO C Apex
  - Castellini® Implanotr LED, Handy Power, Handy Power LED
  - Stern Weber® iXS4, iXR3L, iXR3
  - Anthos® iMMs, iMMrL, iMMr
  - other hoses on request

## 4. Technical requirements:

- a. Air compressor supplying appropriate air for medical devices oil-free at maximum of 6bar
- b. Water supply from the network / option with external water tank for distilled water
- c. Power supply voltage 230V, 50Hz

## SPIRO TEST UNIT 4.1

**P/N** RTU4.1

### 1. Main functions:

- a. 3 connectors for detachable hoses (plug&play) for each type of instrument
- b. 2 Potentiometers for Voltage adjustment for each type of motor
  - collector motor 0-24V
  - brushless motor 0-36V
- c. Reverse rotation for each type of motor
- d. Light voltage supply for testing each type of instrument
- e. Measures electrical motor DC power voltage
- f. Measures DC power current of collector motors
- g. Measures average phase current of brushless motors
- h. All other features described on test unit main page

**P/N** RTU4.1e

\*external distilled water supply

**Suitable for testing:**

Turbines

Collector motors

Brushless motors



## SPIRO TEST UNIT 4.2

P/N RTU4.2

### 1. Main functions:

- a. 2 connectors for detachable hoses (plug&play) for each type of instrument
- b. 1 Potentiometer for Voltage adjustment for collector motor
  - collector motor 0-24V DC
- c. Reverse rotation for collector motor
- d. Light voltage supply for testing each type of instrument
- e. Measures electrical motor DC power voltage
- f. Measures DC power current of collector motors
- g. All other features described on test unit main page

P/N RTU4.2e

\*external distilled water supply

**Suitable for testing:**

**Turbines**  
**Collector motors**

## SPIRO TEST UNIT 4.3

P/N RTU4.3

### 1. Main functions:

- a. 2 connectors for detachable hoses (plug&play) for each type of instrument
- b. 1 Potentiometer for Voltage adjustment for each type of motor
  - brushless motor 0-36V DC
- c. Reverse rotation for brushless motor
- d. Light voltage supply for testing each type of instrument
- e. Measures electrical motor DC power voltage
- f. Measures average phase current of brushless motors
- g. All other features described on test unit main page

P/N RTU4.3e

\*external distilled water supply

**Suitable for testing:**

**Turbines**  
**Brushless motors**

## SPIRO TEST UNIT 4.4

P/N RTU4.4

### 1. Main functions:

- a. 1 connector for detachable hose (plug&play) for turbine
- b. Light voltage supply for testing each type of instrument
- c. All other features described on test unit main page

P/N RTU4.4e

\*external distilled water supply

**Suitable for testing:**

**Turbines**



## SPIRO PRESS TOOL 3.0 **NEW**

P/N RPT100

### Main functions:

- a. bearing installation
- b. easy to use
- c. no maintenance
- d. product includes:
  - ⊗ press tool
  - ⊗ 2 screws for fixing the plate
  - ⊗ upper tool for bearing installation
  - ⊗ lower tool for bearing installation
  - ⊗ upper tool for slinger/air dam installation
  - ⊗ 3 tools for correction of impeller height
  - ⊗ manual



## SPIRO ECCENTRICITY GAUGE

P/N RET100

### Main functions:

- a. measure rotor eccentricity for turbine repair
- b. additional repair value
- c. easy to use
- d. no maintenance
- e. product includes:
  - ⊗ plate with 2 holders
  - ⊗ eccentricity gauge
  - ⊗ appropriate bur for testing
  - ⊗ manual



## SPIRO Bearing REMOVAL

P/N RBR100

### Main functions:

- a. bearing removal tool
- b. fits for bearings  $\varnothing$  6,35/7,938mm
- c. Easy to use
- d. product includes:
  - ⊗ bearing remover
  - ⊗ 3 adaptors
  - ⊗ manual








# MICRON RPM Handpiece counter










**NEW**
**P/N RPMM**
**Main functions:**










- a. Measures handpiece revolution speed from 5,000 to 999,000 RPM
- b. Measures frequency of air- / ultrasonic scalars 1-200 kHz
- c. product includes:
  - ⊕ RPM Sensor
  - ⊕ Pouch
  - ⊕ Magnetic bur (1.6mm,2.35mm)
  - ⊕ Magnet for magnetization



	Torque wrench Wera ® - 0,3-1,2Nm  <b>P/N RPTW1</b>	
	Torque wrench Wera ® - 1,2-3Nm  <b>P/N RPTW2</b>	
	Screwdriver Wera ® - micro saw cut screwdriver 0.16x0.8x40 mm  <b>P/N RPTW3</b>	
	Anti slip rubber for handpiece tools / pliers - size 40x100x2 mm - used for better grip - anti-scratch  <b>P/N RGT</b>	Sold: Set of 5 pieces
<b>COMING SOON</b>	Universal repair block for all kind of handpieces  <b>P/N RPP1</b>	
<b>COMING SOON</b>	Small universal repair plate - different diameter sizes - suitable for turbines  <b>P/N RPP3</b>	
<b>NEW</b>  	Large universal repair plate - different diameter sizes - suitable for all kind of instruments  <b>P/N RPP3</b>	

**General repair accesories & materials compatible with all brands**

	Models	Compatible parts
	<p>Handpiece oil spray ® Mineral oil for handpiece lubrication</p> <p><b>P/N</b> RPHO</p>	
	<p>Adapter for handpiece lubrication spray - fits to spindle chuck</p> <p><b>P/N</b> RPOASP</p>	
	<p>Adapter for handpiece lubrication spray - fits to Kavo ® couplings</p> <p><b>P/N</b> RPOAK</p>	
	<p>Adapter for handpiece lubrication spray - fits to W&amp;H ® couplings</p> <p><b>P/N</b> RPOAW</p>	
	<p>Adapter for handpiece lubrication spray - fits to Sirona ® couplings</p> <p><b>P/N</b> RPOAS</p>	
	<p>Adapter for handpiece lubrication spray - fits to NSK ® couplings</p> <p><b>P/N</b> RPOAN</p>	
	<p>Adapter for handpiece lubrication spray - fits to NSK ® QD couplings</p> <p><b>P/N</b> RPOANQ</p>	
	<p>Adapter for handpiece lubrication spray - fits to Bien Air ® couplings</p> <p><b>P/N</b> RPOAB</p>	
	<p>Adapter for handpiece lubrication spray - fits to Midwest ® couplings</p> <p><b>P/N</b> RPOAM</p>	
	<p>Adapter for handpiece lubrication spray - fits to contra angles</p> <p><b>P/N</b> RPOACA</p>	

Models		Compatible parts
	<p>Loctite 222 10ml</p> <ul style="list-style-type: none"> <li>- low-strength threadlocking</li> <li>- prevents loosening on vibrating assemblies</li> <li>- especially suited to small thread sizes</li> </ul> <p><b>P/N RPL222</b></p>	
	<p>Loctite 243 10ml</p> <ul style="list-style-type: none"> <li>- medium-strength threadlocking</li> <li>- prevents loosening on vibrating assemblies</li> <li>- works on all metals</li> </ul> <p><b>P/N RPL243</b></p>	
	<p>Loctite 603 10ml</p> <ul style="list-style-type: none"> <li>- high-strength retaining compound</li> <li>- especially suitable for bearings on spindles</li> <li>- high oil tolerance</li> </ul> <p><b>P/N RPL603</b></p>	
	<p>Loctite 638 10ml</p> <ul style="list-style-type: none"> <li>- high-strength retaining compound</li> <li>- suitable on all metals</li> <li>- high temperature resistance</li> <li>- ideal for shafts, gears, pulleys</li> </ul> <p><b>P/N RPL638</b></p>	
	<p>Loctite 648 5ml</p> <ul style="list-style-type: none"> <li>- high-strength retaining compound</li> <li>- bonding cylindrical fitting parts</li> <li>- holding gears and sprockets onto gearbox shafts and rotors on electric motor shafts</li> </ul> <p><b>P/N RPL648</b></p>	
	<p>Loctite 542 50ml</p> <ul style="list-style-type: none"> <li>- thread sealant for use in hydraulic, pneumatics</li> <li>- suitable for metal threads only</li> <li>- resistant oil, coolants and hydraulic fluids</li> <li>- locks connection against vibration loosening</li> </ul> <p><b>P/N RPL542</b></p>	
	<p>Loctite LB 8104 75ml</p> <ul style="list-style-type: none"> <li>- silicone grease</li> <li>- wide temperature range up to +200°C</li> <li>- lubricates most plastic/elastomeric parts</li> </ul> <p><b>P/N RPL8104</b></p>	
	<p>Loctite SF 7061 400ml</p> <ul style="list-style-type: none"> <li>- removes dirt, resins, lacquer, oils and greases</li> <li>- very fast evaporation</li> <li>- solvent-based (acetone) general parts cleaner</li> </ul> <p><b>P/N RPL7061</b></p>	
	<p>Addinol universal cleaning spray 600ml</p> <ul style="list-style-type: none"> <li>- loosens fats, oils, tar, metallic deposits and dirt</li> <li>- leaves no residuals</li> <li>- does not attack seals and rubber</li> </ul> <p><b>P/N RPA600</b></p>	

# HOSES



WARRANTY: 12 months on all functions of the product

# 14





# HOSES, SUCTION TUBES, SYRINGES & ACCESSORIES

## Assortment of hoses

1. Hoses for turbines with unit free end
2. Hoses for micromotors with unit free end
3. Hoses for scalers with unit free end
4. Detachable hoses for turbines
5. Detachable hoses for micromotors
6. Detachable hoses for scalers
7. Hoses for syringes with unit free end
8. Detachable hoses for syringes
9. Components for hoses repair
10. Parts for Luzzani ®
11. Aspiration tubes and handles

## Hoses suitable for

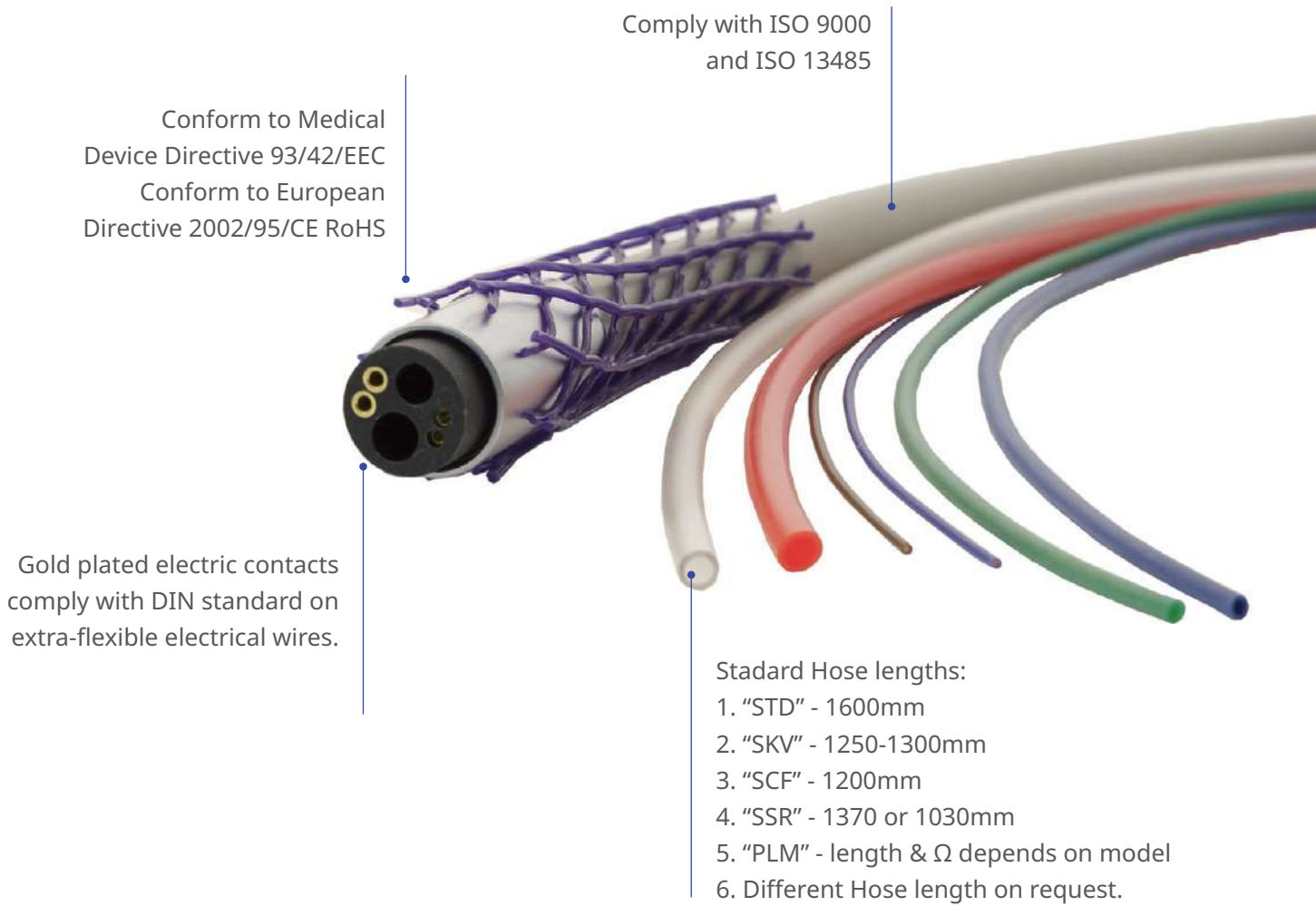
- Kavo ®
- Sirona ®
- Cefla ®
- Planmeca ®
- Luzzani ®

More than 100 models available in different colors with 1 year warranty

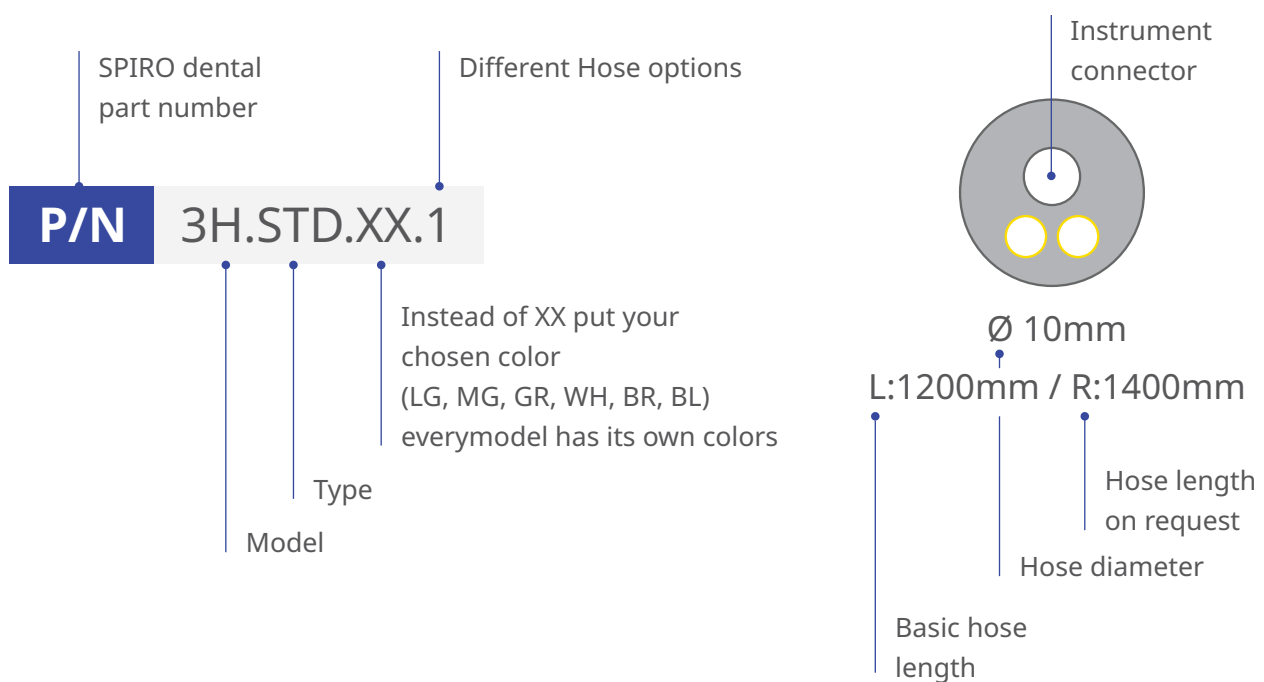


Available in classic, detachable version and with 400° swivel connection

Connectors comply to standard EN29168 (ISO9168) type A, B, C



### Part number informations



# HOW TO ORDER HOSES

---

## We are here to help you ordering the right hose




1. Choose the instrument/handpiece and its model
  - a. turbine
  - b. motor
  - c. scaler
  - d. syringe
2. Choose the unit brand and model
  - a. no unit/hose without connector on unit side
  - b. unit brand (i.e. Kavo®, Sirona®, etc...)
  - c. unit model
3. Choose the correct color and use the 2-letter code instead of XX in the hose P/N
  - a. LG - light grey RAL 9002
  - b. MG - middle grey RAL 7035
  - c. GR - grey RAL 7038
  - d. BR - brown ADEC
  - e. BL - black
  - f. WH - white
  - g. for example: 4H.STD.**XX**.1 in grey color - 4H.STD.**GR**.1
4. Check the special features of the hose
  - a. light/no light
  - b. nut shape
  - c. water regulation/no water regulation
  - d. swivel connection
  - e. hose length (standard sizes are mentioned below each model)

Based on chosen hose characteristics you could choose easier the appropriate model.



---

<i>Part of P/N</i>	<i>Description</i>	<i>Part of P/N</i>	<i>Description</i>
<b>200</b>	Length of hose sheeth 200cm	<b>K2</b>	Connector for KAVO® K190, K196, K200 and
<b>3H</b>	3 hole borden connector		Chirana ® CH660L plus 400° swivel connection
<b>3R</b>	3 hole borden connector plus water regulation	<b>K5</b>	Connector for KAVO® K192, K201 and Chirana ®
<b>4H</b>	4 hole midwest connector		CH660L plus 400° swivel connection
<b>4R</b>	4 hole midwest connector plus water regulation	<b>K6</b>	Connector for KAVO® K192, K201 and Chirana
<b>5H</b>	5 hole midwest connector plus LED light		® CH660L plus 400° swivel connection and water
<b>6H</b>	6 hole midwest connector		regulation
<b>6R</b>	6 hole midwest connector plus water regulation	<b>K7</b>	Connector for KAVO® K192, K201plus 400° swivel
<b>8H.STD</b>	Connector for Bien Air® MC3		connection
<b>8H.NSK</b>	Connector for Bien Air® MC3, NSK® M40, turbine	<b>K8</b>	Connector for KAVO® K192, K201plus 400° swivel
<b>8P</b>	Connector for NSK® M40		connection and water regulation
<b>8R.STD</b>	Connector for Bien Air® MC3 plus water regulation	<b>K9</b>	Connector for KAVO® KL 700 series plus 400° swivel
<b>8R.NSK</b>	Connector for NSK® M40 plus water regulation		connection and water regulation
<b>8S.STD</b>	Connector for Bien Air® MC3 400° swivel connection	<b>L1</b>	Syringe Luzzani® Minimate 3F
<b>8S.NSK</b>	Connector for NSK® M40 400° swivel connection	<b>L2</b>	Syringe Luzzani® Minilight 3F
<b>A1</b>	Connector for Sirona® SL	<b>L3</b>	Syringe Luzzani® Minilight 6F
<b>AB</b>	Connector for Sirona® BL Apex	<b>LG</b>	Hose sheath in light grey color
<b>AEX</b>	Etyl-vinyl-acetate, extra-flexible suction hose	<b>M1</b>	Connector for Mectron® scaler Ø 7mm
<b>AN</b>	Connector for Sirona® BL ISO C-Apex	<b>M2</b>	Connector for Mectron® scaler Ø 9mm
<b>APV</b>	Double walled PVC suction tube	<b>M3</b>	Connector for Bien Air Powercare ® scaler Ø 7mm
<b>AS</b>	Angled Luzzani® syringe handpiece	<b>M4</b>	Connector for Bien Air Powercare ® scaler Ø 9mm
<b>AV</b>	Connector for Sirona® BL ISO Apex	<b>M5</b>	Connector for Mectron® LED Starlight S Ø 7mm
<b>B2</b>	Connector for Bien Air® MC2 Isolite 300	<b>M6</b>	Connector for Mectron® LED Starlight S Ø 9mm
<b>B3</b>	Connector for Bien Air® MC2 IR & Isolite 300	<b>MG</b>	Hose sheath in middle grey color
<b>B4</b>	Connector for Bien Air® MC2 IR & Isolite 300	<b>N1</b>	Connector for NSK® TIM40 (EL400)
	plus water regulation	<b>N2</b>	Connector for NSK® TIM40 (EL400) plus 400° swivel
<b>B5</b>	Connector for Bien Air® MC2 IR		connection
<b>B7</b>	Connector for Bien Air® MC2 Isolite 300	<b>PCT</b>	Double walled PVC suction tube 1,7m plus handle
<b>BL</b>	Hose sheath in black color	<b>PLM</b>	Suitable for Planmeca units®
<b>BR</b>	Hose sheath in brown color	<b>R</b>	Water regulation
<b>BR</b>	Connector for Bien Air® MC2 IR & Isolite 300	<b>S1</b>	Connector for Satelec® (Newtron) scaler Ø 7mm
	plus water regulation and 400° swivel connection	<b>S2</b>	Connector for Satelec® (Newtron) scaler Ø 9mm
<b>C1</b>	Connector for Chirana® P2ED 460	<b>S5</b>	Connector for Satelec® LED scaler Ø 7mm
<b>D1</b>	Connector for Stern Weber® iXS4, Anthos® iMMs,	<b>S6</b>	Connector for Satelec® LED scaler Ø 9mm
	Castellini® Implantor LED	<b>SCF</b>	Suitable for CEFLA® units
<b>D2</b>	Connector for Stern Weber® iXR3L, Anthos® iMMrL,	<b>SKK</b>	Suitable for KAVO® units
	Castellini® Handy Power LED	<b>SKV</b>	Suitable for KAVO® units
<b>D3</b>	Connector for Stern Weber® iXR3, Anthos® iMMr,	<b>SS</b>	Straight Luzzani® syringe handpiece
<b>D4</b>	Castellini® Handy Power	<b>SSK</b>	Suitable for Sirona® units
<b>DUO</b>	Connector for EMS® EM-028, EM-060	<b>SSR</b>	Suitable for Sirona® units
<b>E1</b>	Connector for EMS® scaler Ø 7mm	<b>STD</b>	Open end hose on unit side
<b>E2</b>	Connector for EMS® scaler Ø 9mm	<b>SY</b>	Connector for syringe hose water + air
<b>E5</b>	Connector for EMS® scaler with light Ø 7mm	<b>SYR</b>	Connector for syringe hose water + air
<b>E6</b>	Connector for EMS® scaler with light Ø 9mm	<b>WH</b>	Hose sheath in white color
<b>GR</b>	Hose sheath in grey color	<b>XCT</b>	EVA extra-flexible suction hose plus handle
<b>K1</b>	Connector for KAVO® K190, K196, K200 and		
	Chirana ® CH660L		

### > Turbine hoses with unit free end - borden connector

 <p>Ø 10mm L:1600mm / R:2500mm</p>	 	<p><b>3-hole borden</b> 1. Type of hose: turbine</p> <p><b>P/N</b> 3H.STD.XX.1</p>	<p>LG: Light Grey RAL 9002 MG: Middle Grey RAL7035 GR: Grey RAL 7038 BR: Brown ADEC BL: Black</p>
---	---	--	---


### > Compatible turbine hoses for Cefla ® - borden connector

 <p>Ø 10mm L:1200mm / R:1400mm</p>	 	<p><b>3-hole borden</b> 1. Type of hose: turbine</p> <p>ANTHOS ®: A3, A5, A6, A7, A9, R7, L6, L9 STERN ®: S200, S250, S280TRc, S300, S220TR, S320TR, S380TR, S320TR CASTELLINI ®: Skema 5, Skema 6, Skema 8, Puma ELI</p> <p><b>P/N</b> 3H.SCF.XX.1 <b>for CEFLA ® units</b></p>	<p>GR: Grey RAL 7038</p>
---	---	--	--------------------------









## > Compatible turbine hoses with unit free end - midwest connector no light

 <p>Ø 11mm L:1600mm / R:2500mm</p>	 <p>○ ● ● ● ● ●</p>	<p><b>4-hole midwest</b> 1. Type of hose: turbine</p> <p><b>P/N</b> 4H.STD.XX.1</p>	<p>LG: Light Grey RAL 9002 MG: Middle Grey RAL7035 GR: Grey RAL 7038 BR: Brown ADEC BL: Black WH: White</p>
 <p>Ø 11mm L:1600mm / R:2500mm</p>	 <p>○ ● ● ● ● ●</p>	<p><b>4-hole midwest</b> 1. Type of hose: turbine</p> <p><b>P/N</b> 4H.STD.XX.2</p>	<p>LG: Light Grey RAL 9002 MG: Middle Grey RAL7035 GR: Grey RAL 7038 BR: Brown ADEC BL: Black WH: White</p>
 <p>Ø 11mm L:1600mm / R:2500mm</p>	 <p>○ ● ● ● ● ●</p>	<p><b>4-hole midwest</b> 1. Type of hose: turbine</p> <p><b>P/N</b> 4H.STD.XX.3</p>	<p>LG: Light Grey RAL 9002 MG: Middle Grey RAL7035 GR: Grey RAL 7038 BR: Brown ADEC BL: Black WH: White</p>
 <p>Ø 11mm L:1600mm / R:2500mm</p>	 <p>○ ● ● ● ● ●</p>	<p><b>4-hole midwest</b> 1. Type of hose: turbine</p> <p><b>P/N</b> 4H.STD.XX.4</p>	<p>LG: Light Grey RAL 9002 MG: Middle Grey RAL7035 GR: Grey RAL 7038 BR: Brown ADEC BL: Black WH: White</p>
 <p>Ø 11mm L:1600mm / R:2500mm</p>	 <p>○ ● ● ● ● ●</p>	<p><b>4-hole midwest</b> 1. Type of hose: turbine</p> <p><b>P/N</b> 4H.STD.XX.5</p>	<p>LG: Light Grey RAL 9002 MG: Middle Grey RAL7035 GR: Grey RAL 7038 BR: Brown ADEC BL: Black WH: White</p>
 <p>Ø 11mm L:1600mm / R:2500mm</p>	 <p>○ ● ● ● ● ●</p>	<p><b>4-hole midwest + water regulation</b> 1. Type of hose: turbine 2. Water regulation: Yes</p> <p><b>P/N</b> 4R.STD.XX.1</p>	<p>LG: Light Grey RAL 9002 MG: Middle Grey RAL7035 GR: Grey RAL 7038 BR: Brown ADEC BL: Black WH: White</p>
 <p>Ø 11mm L:1600mm / R:2500mm</p>	 <p>○ ● ● ● ● ●</p>	<p><b>5-hole midwest + LED</b> 1. Type of hose: turbine 2. Light: Integrated LED</p> <p><b>P/N</b> 5H.STD.XX.1</p>	<p>LG: Light Grey RAL 9002 MG: Middle Grey RAL7035 GR: Grey RAL 7038 BR: Brown ADEC BL: Black WH: White</p>

## > Compatible turbine hoses for Cefla ® - midwest connector no light

 <p>Ø 11mm L:1200mm / R:1400mm</p>	 <p>○ ● ● ● ● ●</p>	<p><b>3-hole borden</b> 1. Type of hose: turbine</p> <p>ANTHOS ®: A3, A5, A6, A7, A9, R7, L6, L9 STERN ®: S200, S250, S280TRc, S300, S220TR, S320TR, S380TR, S320TR CASTELLINI ®: Skema 5, Skema 6, Skema 8, Puma ELI</p> <p><b>P/N</b> 4H.SCF.XX.1 <b>for CEFLA ® units</b></p>	<p>GR: Grey RAL 7038</p>
---	--	--	--------------------------

## > Compatible turbine hoses for Kavo ® - midwest connector no light











 <p>Ø 11mm L:1250mm / R:1400mm</p>		<p><b>4-hole midwest &amp; 3F syringe</b> 1. Type of hose: turbine</p> <p>KAVO ® units 1057,1058,1060,1062,1063,1065,1080</p> <p><b>P/N</b> 4H.SK.V.XX.1 <b>for KAVO ® units</b></p>	<p>LG: Light Grey RAL 9002 MG: Middle Grey RAL7035</p>
 <p>Ø 11mm L:1250mm / R:1400mm</p>		<p><b>4-hole midwest &amp; 3F syringe</b> 1. Type of hose: turbine</p> <p>Suitable for KAVO ® units 1057,1058,1060,1062,1063,1065,1080</p> <p><b>P/N</b> 4H.SK.V.XX.2 <b>for KAVO ® units</b></p>	<p>LG: Light Grey RAL 9002 MG: Middle Grey RAL7035</p>
 <p>Ø 11mm L:1250mm / R:1400mm</p>		<p><b>4-hole midwest &amp; 3F syringe</b> 1. Type of hose: turbine</p> <p>Suitable for KAVO ® units E50, E70, E80 (NO MAGNETIC SENSOR)</p> <p><b>P/N</b> 4H.SK.V.XX.3 <b>for KAVO ® units</b></p>	<p>LG: Light Grey RAL 9002 MG: Middle Grey RAL7035</p>
 <p>Ø 11mm L:1250mm / R:1400mm</p>		<p><b>4-hole midwest &amp; 3F syringe</b> 1. Type of hose: turbine</p> <p>Suitable for KAVO ® units E50, E70, E80 (NO MAGNETIC SENSOR)</p> <p><b>P/N</b> 4H.SK.V.XX.4 <b>for KAVO ® units</b></p>	<p>LG: Light Grey RAL 9002 MG: Middle Grey RAL7035</p>

## > Compatible turbine hoses with unit free end - midwest connector + light



 <p>Ø 11mm L:1600mm / R:2500mm</p>	 <p>○ ● ○ ● ○ ● ○ ●</p>	<p><b>4-hole midwest + light</b> 1. Type of hose: turbine 2. Light: Yes</p> <p><b>P/N</b> 6H.STD.XX.1</p>	<p>LG: Light Grey RAL 9002 MG: Middle Grey RAL7035 GR: Grey RAL 7038 BR: Brown ADEC BL: Black WH: White</p>
 <p>Ø 11mm L:1600mm / R:2500mm</p>	 <p>○ ● ○ ● ○ ● ○ ●</p>	<p><b>4-hole midwest + light</b> 1. Type of hose: turbine 2. Light: Yes</p> <p><b>P/N</b> 6H.STD.XX.2</p>	<p>LG: Light Grey RAL 9002 MG: Middle Grey RAL7035 GR: Grey RAL 7038 BR: Brown ADEC BL: Black WH: White</p>
 <p>Ø 11mm L:1600mm / R:2500mm</p>	 <p>○ ● ○ ● ○ ● ○ ●</p>	<p><b>4-hole midwest + light</b> 1. Type of hose: turbine 2. Light: Yes</p> <p><b>P/N</b> 6H.STD.XX.3</p>	<p>LG: Light Grey RAL 9002 MG: Middle Grey RAL7035 GR: Grey RAL 7038 BR: Brown ADEC BL: Black WH: White</p>
 <p>Ø 11mm L:1600mm / R:2500mm</p>	 <p>○ ● ○ ● ○ ● ○ ●</p>	<p><b>4-hole midwest + light</b> 1. Type of hose: turbine 2. Light: Yes</p> <p><b>P/N</b> 6H.STD.XX.4</p>	<p>LG: Light Grey RAL 9002 MG: Middle Grey RAL7035 GR: Grey RAL 7038 BR: Brown ADEC BL: Black WH: White</p>
 <p>Ø 11mm L:1600mm / R:2500mm</p>	 <p>○ ● ○ ● ○ ● ○ ●</p>	<p><b>4-hole midwest + light</b> 1. Type of hose: turbine 2. Light: Yes</p> <p><b>P/N</b> 6H.STD.XX.5</p>	<p>LG: Light Grey RAL 9002 MG: Middle Grey RAL7035 GR: Grey RAL 7038 BR: Brown ADEC BL: Black WH: White</p>
 <p>Ø 11mm L:1600mm / R:2500mm</p>	 <p>○ ● ○ ● ○ ● ○ ●</p>	<p><b>4-hole midwest + light</b> 1. Type of hose: turbine 2. Light: Yes</p> <p><b>P/N</b> 6H.STD.XX.6</p>	<p>LG: Light Grey RAL 9002 MG: Middle Grey RAL7035 GR: Grey RAL 7038 BR: Brown ADEC BL: Black WH: White</p>
 <p>Ø 11mm L:1600mm / R:2500mm</p>	 <p>○ ● ○ ● ○ ● ○ ●</p>	<p><b>4-hole midwest + light + water regulation</b> 1. Type of hose: turbine 2. Light: Yes 3. Water regulation: Yes</p> <p><b>P/N</b> 6R.STD.XX.1</p>	<p>LG: Light Grey RAL 9002 MG: Middle Grey RAL7035 GR: Grey RAL 7038 BR: Brown ADEC BL: Black WH: White</p>
 <p>Ø 11mm L:1600mm / R:2500mm</p>	 <p>○ ● ○ ● ○ ● ○ ●</p>	<p><b>Compatible BIEN AIR ® MC3, NSK ® M40, midwest type turbines</b> 1. Type of hose: motor 2. Light: Yes</p> <p><b>P/N</b> 8P.STD.XX.1</p>	<p>LG: Light Grey RAL 9002 MG: Middle Grey RAL7035 GR: Grey RAL 7038 BR: Brown ADEC BL: Black WH: White</p>
 <p>Ø 11mm L:1600mm / R:2500mm</p>	 <p>○ ● ○ ● ○ ● ○ ●</p>	<p><b>5-hole midwest + LED</b> 1. Type of hose: turbine 2. Light: Integrated LED</p> <p><b>P/N</b> 5H.STD.XX.1</p>	<p>LG: Light Grey RAL 9002 MG: Middle Grey RAL7035 GR: Grey RAL 7038 BR: Brown ADEC BL: Black WH: White</p>





## > Compatible turbine hoses for Kavo ® - midwest connector + light

 <p>Ø 11mm L:1250mm / R:1400mm</p>		<p><b>4-hole midwest + light</b> 1. Type of hose: turbine 2. Light: Yes</p> <p>KAVO ® units 1057,1058,1060,1062,1063,1065,1078, 1080</p> <p><b>P/N</b> 6H.SKV.XX.1 <b>for KAVO ® units</b></p>	<p>LG: Light Grey RAL 9002 MG: Middle Grey RAL7035</p>
 <p>Ø 11mm L:1250mm / R:1400mm</p>		<p><b>4-hole midwest + light</b> 1. Type of hose: turbine 2. Light: Yes</p> <p>KAVO ® units 1057,1058,1060,1062,1063,1065,1078, 1080</p> <p><b>P/N</b> 6H.SKV.XX.2 <b>for KAVO ® units</b></p>	<p>LG: Light Grey RAL 9002 MG: Middle Grey RAL7035</p>
 <p>Ø 11mm L:1300mm / R:1400mm</p>		<p><b>4-hole midwest + light</b> 1. Type of hose: turbine 2. Light: Yes</p> <p>Suitable for KAVO ® units E30S, E30T, E50S, E70S (NO REED CONTACT SENSOR)</p> <p><b>P/N</b> 6H.SKV.XX.3 <b>for KAVO ® units</b> Original 1.007.8151</p>	<p>LG: Light Grey RAL 9002 MG: Middle Grey RAL7035</p>
 <p>Ø 11mm L:1250mm / R:1400mm</p>		<p><b>4-hole midwest + light</b> 1. Type of hose: turbine 2. Light: Yes</p> <p>Suitable for KAVO ® units E30S, E30T, E50S, E70S (NO REED CONTACT SENSOR)</p> <p><b>P/N</b> 6H.SKV.XX.4 <b>for KAVO ® units</b> Original 1.007.8151</p>	<p>LG: Light Grey RAL 9002 MG: Middle Grey RAL7035</p>
 <p>Ø 11mm L:1250mm / R:1400mm</p>		<p><b>4-hole midwest + light</b> 1. Type of hose: turbine 2. Light: Yes</p> <p>Suitable for KAVO ® units E50T, E70T, E80T (WITH REED CONTACT SENSOR)</p> <p><b>P/N</b> 6H.SKV.XX.5 <b>for KAVO ® units</b> Original 1.006.8726</p>	<p>LG: Light Grey RAL 9002 MG: Middle Grey RAL7035</p>



## > Compatible turbine hoses for Cefla ® - midwest connector + light

 <p>Ø 11mm L:1280mm-1480mm</p>		<p><b>4-hole midwest + light</b> 1. Type of hose: turbine 2. Light: Yes</p> <p>ANTHOS ®: A3, A5, A6, A7, A9, R7, L6, L9 STERN ®: S200, S250, S280TRc, S300, S220TR, S320TR, S380TR, S320TR CASTELLINI ®: Skema 5, Skema 6, Skema 8, Puma ELI</p> <p><b>P/N</b> 6H.SCF.XX.1(1280mm)/6H.SCF.XX.1L (1480mm) <b>for CEFLA ® units</b></p>	<p>GR: Grey RAL 7038</p>
---	---	---	--------------------------






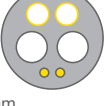
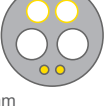





## > Compatible turbine hoses for Sirona ® + midwest connector + light

 <p>Ø 11mm L:1370mm</p>		<p><b>4-hole midwest + light</b> 1. Type of hose: turbine 2. Light: Yes</p> <p>SIRONA ® A1, A2, A4, A5, AC, C1, C1+, C2, C2+, C4, C4+, C5+, C8, C8+, C9+, E1, E2, E4, E5, EC, M1, M1+, Profeel®, INTEGO®, INTEGO PRO®, TENEO®, SINIUS®</p> <p><b>P/N</b> 6H.SSR.XX.1 <b>for SIRONA ® units</b> Original 6216274</p>	<p>LG: Light Grey RAL 9002 MG: Middle Grey RAL7035</p>
--	---	---	--

## Models

 <p>Ø 11mm L:1030mm</p>		<p><b>4-hole midwest + light</b> 1. Type of hose: turbine 2. Light: Yes</p> <p>SIRONA ® C3, C3+, C6, E3</p> <p><b>P/N</b> 6H.SSR.XX.2 <b>for SIRONA ® units</b> Original 8924631</p>	<p>LG: Light Grey RAL 9002 MG: Middle Grey RAL7035</p>
--	---	--	--





## &gt; Compatible turbine hoses for Planmecca ® - midwest connector + light

 <p>Ø 11mm L:1030mm</p>		<p><b>4-hole midwest + light</b> 1. Type of hose: turbine 2. Light: Yes</p> <p>Suitable for PLANMECCA ®</p> <p><b>P/N</b> 6H.PLM.XX.1 <b>for PLANMECCA ® units</b> Original 2600265-11</p>	<p>LG: Light Grey RAL 9002 MG: Middle Grey RAL7035</p>
 <p>Ø 11mm L:900mm</p>		<p><b>4-hole midwest + light</b> 1. Type of hose: turbine 2. Light: Yes</p> <p>Suitable for PLANMECCA ®</p> <p><b>P/N</b> 6H.PLM.XX.2 <b>for PLANMECCA ® units</b> Original 2600203-8</p>	<p>LG: Light Grey RAL 9002 MG: Middle Grey RAL7035</p>
 <p>Ø 11mm L:930mm</p>		<p><b>4-hole midwest + light</b> 1. Type of hose: turbine 2. Light: Yes</p> <p>Suitable for PLANMECCA ® RESISTANCE 430 Ω</p> <p><b>P/N</b> 6H.PLM.XX.3 <b>for PLANMECCA ® units</b></p>	<p>LG: Light Grey RAL 9002 MG: Middle Grey RAL7035</p>
 <p>Ø 11mm L:1000mm</p>		<p><b>4-hole midwest + light</b> 1. Type of hose: turbine 2. Light: Yes</p> <p>Suitable for PLANMECCA ® RESISTANCE 820 Ω</p> <p><b>P/N</b> 6H.PLM.XX.4 <b>for PLANMECCA ® units</b></p>	<p>LG: Light Grey RAL 9002 MG: Middle Grey RAL7035</p>
 <p>Ø 11mm L:1530mm</p>		<p><b>4-hole midwest + light</b> 1. Type of hose: turbine 2. Light: Yes 3. Pending hoses</p> <p>Suitable for PLANMECCA ®</p> <p><b>P/N</b> 6H.PLM.XX.5 <b>for PLANMECCA ® units</b> Original 2600250-6</p>	<p>LG: Light Grey RAL 9002 MG: Middle Grey RAL7035</p>
 <p>Ø 11mm L:1000mm</p>		<p><b>4-hole midwest + light</b> 1. Type of hose: turbine 2. Return air: separate tube 3. Light: Yes</p> <p>Suitable for PLANMECCA ®</p> <p><b>P/N</b> 6H.PLM.XX.6 <b>for PLANMECCA ® units</b> Original 2600280-6</p>	<p>LG: Light Grey RAL 9002 MG: Middle Grey RAL7035</p>
 <p>Ø 11mm L:1030mm</p>		<p><b>4-hole midwest + light</b> 1. Type of hose: turbine 2. Light: Yes</p> <p>Suitable for PLANMECCA ®</p> <p><b>P/N</b> 6H.PLM.XX.7 <b>for PLANMECCA ® units</b> Original 2600296-7</p>	<p>LG: Light Grey RAL 9002 MG: Middle Grey RAL7035</p>
 <p>Ø 11mm L:1530mm</p>		<p><b>4-hole midwest + light</b> 1. Type of hose: turbine 2. Light: Yes</p> <p>Suitable for PLANMECCA ®</p> <p><b>P/N</b> 6H.PLM.XX.8 <b>for PLANMECCA ® units</b> Original 2600264-11</p>	<p>LG: Light Grey RAL 9002 MG: Middle Grey RAL7035</p>













## > Compatible hoses for Sirona ® motors - unit free end

 <p>Ø 10mm L:1600mm / R:2500mm</p>	 	<p><b>Compatible SIRONA ® SL</b></p> <ol style="list-style-type: none"> <li>1. Type of hose: motor</li> <li>2. Light: Yes</li> </ol> <p><b>P/N</b> A1.STD.XX.1</p>	<p>LG: Light Grey RAL 9002 MG: Middle Grey RAL7035 GR: Grey RAL 7038 BR: Brown ADEC BL: Black</p>
 <p>Ø 10mm L:1600mm / R:2500mm</p>	 	<p><b>Compatible SIRONA ® BL ISO C-APEX + water spray regulation</b></p> <ol style="list-style-type: none"> <li>1. Type of hose: motor</li> <li>2. Light: Yes</li> <li>3. Water spray regulation. Yes</li> <li>4. Instrument connector: Green</li> </ol> <p><b>P/N</b> AV.STD.XX.1</p>	<p>LG: Light Grey RAL 9002 MG: Middle Grey RAL7035</p>
 <p>Ø 10mm L:1600mm / R:2500mm</p>	 	<p><b>Compatible SIRONA ® BL ISO C-APEX</b></p> <ol style="list-style-type: none"> <li>1. Type of hose: motor</li> <li>2. Light: Yes</li> <li>3. Instrument connector: Green</li> </ol> <p><b>P/N</b> AV.STD.XX.2</p>	<p>LG: Light Grey RAL 9002 MG: Middle Grey RAL7035</p>
 <p>Ø 10mm L:1600mm / R:2500mm</p>	 	<p><b>Compatible SIRONA ® BL-APEX</b></p> <ol style="list-style-type: none"> <li>1. Type of hose: motor</li> <li>2. Light: Yes</li> <li>3. Water spray regulation. Yes</li> <li>4. Instrument connector: Blue</li> </ol> <p><b>P/N</b> AB.STD.XX.1</p>	<p>LG: Light Grey RAL 9002 MG: Middle Grey RAL7035</p>
 <p>Ø 10mm L:1600mm / R:2500mm</p>	 	<p><b>Compatible SIRONA ® BL-APEX</b></p> <ol style="list-style-type: none"> <li>1. Type of hose: motor</li> <li>2. Light: Yes</li> <li>3. Instrument connector: Blue</li> </ol> <p><b>P/N</b> AB.STD.XX.2</p>	<p>LG: Light Grey RAL 9002 MG: Middle Grey RAL7035</p>
 <p>Ø 10mm L:1600mm / R:2500mm</p>	 	<p><b>Compatible SIRONA ® BL ISO-APEX</b></p> <ol style="list-style-type: none"> <li>1. Type of hose: motor</li> <li>2. Light: Yes</li> <li>3. Water spray regulation. Yes</li> <li>4. Instrument connector: Black</li> </ol> <p><b>P/N</b> AN.STD.XX.1</p>	<p>LG: Light Grey RAL 9002 MG: Middle Grey RAL7035</p>
 <p>Ø 10mm L:1600mm / R:2500mm</p>	 	<p><b>Compatible SIRONA ® BL ISO-APEX</b></p> <ol style="list-style-type: none"> <li>1. Type of hose: motor</li> <li>2. Light: Yes</li> <li>3. Instrument connector: Black</li> </ol> <p><b>P/N</b> AN.STD.XX.2</p>	<p>LG: Light Grey RAL 9002 MG: Middle Grey RAL7035</p>







### > Compatible hoses for Sirona ® motors on Kavo ® units

 <p>Ø 10mm L:1250mm / R:1400mm</p>		<p><b>Compatible SIRONA ® SL</b> 1. Type of hose: motor 2. Light: Yes</p> <p>Suitable for KAVO ® units 1057,1060</p> <p><b>P/N</b> A1.SKV.XX.1 <b>for KAVO ® units</b></p>	<p>LG: Light Grey RAL 9002 MG: Middle Grey RAL7035</p>
 <p>Ø 10mm L:1250mm / R:1400mm</p>		<p><b>Compatible SIRONA ® SL</b> 1. Type of hose: motor 2. Light: Yes</p> <p>Suitable for KAVO ® units 1058,1062,1063,1065,1066,1078,1080</p> <p><b>P/N</b> A1.SKV.XX.2 <b>for KAVO ® units</b></p>	<p>LG: Light Grey RAL 9002 MG: Middle Grey RAL7035</p>
			<p>LG: Light Grey RAL 9002 MG: Middle Grey RAL7035</p>

### > Compatible hoses for Sirona ® motors on Sirona ® units

 <p>Ø 10mm L:1030mm / R:1350mm</p>		<p><b>Compatible SIRONA ® SL</b> 1. Type of hose: motor 2. Light: Yes</p> <p>Suitable for SIRONA ® units A1, A2, A4, A5, AC, C1, C1+, C2, C2+, C4, C4+, C5+, E1, E2, E4, E5, EC, M1, M196, M1+, SPIRIT S1, S2</p> <p><b>P/N</b> A1.SSR.XX.1 <b>for SIRONA ® units</b></p>	<p>LG: Light Grey RAL 9002 MG: Middle Grey RAL7035</p>
 <p>Ø 10mm L:1030mm / R:1350mm</p>		<p><b>Compatible SIRONA ® SL</b> 1. Type of hose: motor 2. Light: Yes</p> <p>Suitable for SIRONA ® units C3, C3+, C6, E3</p> <p><b>P/N</b> A1.SSR.XX.2 <b>for SIRONA ® units</b></p>	<p>LG: Light Grey RAL 9002 MG: Middle Grey RAL7035</p>
 <p>Ø 10mm L:1370mm / R:1350mm</p>		<p><b>Compatible SIRONA ® SL</b> 1. Type of hose: motor 2. Light: Yes</p> <p>Suitable for SIRONA ® units C8+</p> <p><b>P/N</b> A1.SSR.XX.3 <b>for SIRONA ® units</b></p>	<p>LG: Light Grey RAL 9002 MG: Middle Grey RAL7035</p>
 <p>Ø 10mm L:1370mm / R:2500mm</p>		<p><b>Compatible SIRONA ® BL ISO C-APEX</b> 1. Type of hose: motor 2. Light: Yes 3. Water spray regulation. Yes 4. Instrument connector: Green</p> <p>Suitable for SIRONA® TENEO, SINIUS, INTEGO, INTEGO PRO</p> <p><b>P/N</b> AV.SSR.XX.1 <b>for SIRONA ® units</b> Original 6336700</p>	<p>LG: Light Grey RAL 9002 MG: Middle Grey RAL7035</p>
 <p>Ø 10mm L:1370mm / R:2500mm</p>		<p><b>Compatible SIRONA ® BL ISO C-APEX</b> 1. Type of hose: motor 2. Light: Yes 3. Instrument connector: Green</p> <p>Suitable for SIRONA® TENEO, SINIUS, INTEGO, INTEGO PRO</p> <p><b>P/N</b> AV.SSR.XX.2 <b>for SIRONA ® units</b> Original 6336700</p>	<p>LG: Light Grey RAL 9002 MG: Middle Grey RAL7035</p>
 <p>Ø 10mm L:1370mm / R:2500mm</p>		<p><b>Compatible SIRONA ® BL-APEX</b> 1. Type of hose: motor 2. Light: Yes 3. Water spray regulation. Yes 4. Instrument connector: Blue</p> <p>Suitable for SIRONA® TENEO, SINIUS</p> <p><b>P/N</b> AB.SSR.XX.1 <b>for SIRONA ® units</b> Original 6383118</p>	<p>LG: Light Grey RAL 9002 MG: Middle Grey RAL7035</p>

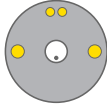

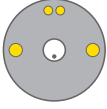

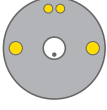

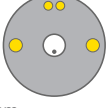

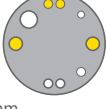

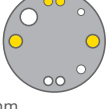



## Models

 <p>Ø 10mm L:1370mm / R:2500mm</p>		<p><b>Compatible SIRONA ® BL-APEX</b></p> <ol style="list-style-type: none"> <li>1. Type of hose: motor</li> <li>2. Light: Yes</li> <li>3. Instrument connector: Blue</li> </ol> <p>Suitable for SIRONA® TENEO, SINIUS</p> <p><b>P/N</b> AB.SSR.XX.2 <b>for SIRONA ® units</b> Original 6383118</p>	<p>LG: Light Grey RAL 9002 MG: Middle Grey RAL7035</p>
 <p>Ø 10mm L:1370mm / R:2500mm</p>		<p><b>Compatible SIRONA ® BL ISO-APEX</b></p> <ol style="list-style-type: none"> <li>1. Type of hose: motor</li> <li>2. Light: Yes</li> <li>3. Water spray regulation: Yes</li> <li>4. Instrument connector: Black</li> </ol> <p>Suitable for SIRONA® TENEO</p> <p><b>P/N</b> AN.SSR.XX.1 <b>for SIRONA ® units</b> Original 6336860</p>	<p>LG: Light Grey RAL 9002 MG: Middle Grey RAL7035</p>
 <p>Ø 10mm L:1370mm / R:2500mm</p>		<p><b>Compatible SIRONA ® BL ISO-APEX</b></p> <ol style="list-style-type: none"> <li>1. Type of hose: motor</li> <li>2. Light: Yes</li> <li>3. Instrument connector: Black</li> </ol> <p>Suitable for SIRONA® TENEO</p> <p><b>P/N</b> AN.SSR.XX.2 <b>for SIRONA ® units</b> Original 6336860</p>	<p>LG: Light Grey RAL 9002 MG: Middle Grey RAL7035</p>

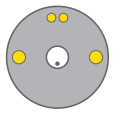

## &gt; Compatible hoses for Sirona ® motors on Planmeca ® units

 <p>Ø 10mm L:1000mm</p>		<p><b>Compatible SIRONA ® SL</b></p> <ol style="list-style-type: none"> <li>1. Type of hose: motor</li> <li>2. Light: Yes</li> </ol> <p>Suitable for PLANMECA ® RESISTANCE 200Ω</p> <p><b>P/N</b> A1.PLM.XX.1 <b>for PLANMECA ® units</b></p>	<p>LG: Light Grey RAL 9002 MG: Middle Grey RAL7035</p>
--	--	---	--

## > Compatible hoses for Kavo ® motors - unit free end

 <p>Ø 10mm L:1600mm / R:2500mm</p>	 <p>● ● ● ● ●</p>	<p><b>Compatible KAVO ® K190/196/200 / Chirana medical ® CH660</b> LG: Light Grey RAL 9002 MG: Middle Grey RAL7035</p> <p>1. Type of hose: motor 2. Light: Yes</p> <p><b>P/N</b> K1.STD.XX.1</p>
 <p>Ø 10mm L:1600mm / R:2500mm</p>	 <p>● ● ● ● ●</p>	<p><b>Compatible KAVO ® K190/196/200 / Chirana medical ® CH660</b> LG: Light Grey RAL 9002 MG: Middle Grey RAL7035</p> <p>1. Type of hose: motor 2. Light: Yes</p> <p><b>P/N</b> K1.STD.XX.2</p>
 <p>Ø 10mm L:1600mm / R:2500mm</p>	 <p>● ● ● ● ●</p>	<p><b>Compatible KAVO ® K190/196/200 / Chirana medical ® CH660</b> LG: Light Grey RAL 9002 MG: Middle Grey RAL7035</p> <p>1. Type of hose: motor 2. Light: Yes 3. 400° swivel:: Yes</p> <p><b>P/N</b> K2.STD.XX.1</p>
 <p>Ø 10mm L:1600mm / R:2500mm</p>	 <p>● ● ● ● ●</p>	<p><b>Compatible KAVO ® K190/196/200 / Chirana medical ® CH660</b> LG: Light Grey RAL 9002 MG: Middle Grey RAL7035</p> <p>1. Type of hose: motor 2. Light: Yes 3. 400° swivel:: Yes</p> <p><b>P/N</b> K2.STD.XX.2</p>
 <p>Ø 10mm L:1600mm / R:2500mm</p>	 <p>● ● ● ● ●</p>	<p><b>Compatible KAVO ® K192/201</b> LG: Light Grey RAL 9002 MG: Middle Grey RAL7035</p> <p>1. Type of hose: motor 2. Light: Yes 3. 400° swivel:: Yes</p> <p><b>P/N</b> K7.STD.XX.1</p>
 <p>Ø 10mm L:1600mm / R:2500mm</p>	 <p>● ● ● ● ●</p>	<p><b>Compatible KAVO ® K192/201</b> LG: Light Grey RAL 9002 MG: Middle Grey RAL7035</p> <p>1. Type of hose: motor 2. Light: Yes 3. Water spray regulation: Yes 4. 400° swivel:: Yes</p> <p><b>P/N</b> K8.STD.XX.1</p>
 <p>Ø 10mm L:1600mm / R:2500mm</p>	 <p>● ● ● ● ●</p>	<p><b>Compatible KAVO ® KL700 series</b> LG: Light Grey RAL 9002 MG: Middle Grey RAL7035</p> <p>1. Type of hose: motor 2. Light: Yes 3. Water spray regulation: Yes 4. 400° swivel:: Yes</p> <p><b>P/N</b> K9.STD.XX.1</p>

## > Compatible hoses for Kavo ® motors on Kavo ® units

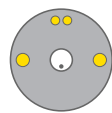

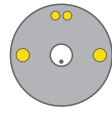

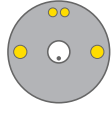

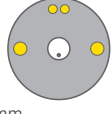

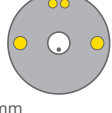

 <p>Ø 10mm L:1250mm / R:1400mm</p>		<p><b>Compatible KAVO ® K190/196/200 / Chirana medical ® CH660</b></p> <p>1. Type of hose: motor 2. Light: Yes</p> <p>Suitable for KAVO ® units 1058, 1062, 1063, 1065, 1066, 1080</p> <p><b>P/N</b> K1.SK.V.XX.1 <b>for KAVO ® units</b></p>	<p>LG: Light Grey RAL 9002 MG: Middle Grey RAL7035</p>
 <p>Ø 10mm L:1250mm / R:1400mm</p>		<p><b>Compatible KAVO ® K190/196/200 / Chirana medical ® CH660</b></p> <p>1. Type of hose: motor 2. Light: Yes</p> <p>Suitable for KAVO ® units 1058, 1062, 1063, 1065, 1066, 1080</p> <p><b>P/N</b> K1.SK.V.XX.2 <b>for KAVO ® units</b></p>	<p>LG: Light Grey RAL 9002 MG: Middle Grey RAL7035</p>
 <p>Ø 10mm L:1250mm / R:1400mm</p>		<p><b>Compatible KAVO ® K190/196/200 / Chirana medical ® CH660</b></p> <p>1. Type of hose: motor 2. Light: Yes 3. 400° swivel:: Yes</p> <p>Suitable for KAVO ® units 1058, 1062, 1063, 1065, 1066, 1080</p> <p><b>P/N</b> K2.SK.V.XX.1 <b>for KAVO ® units</b></p>	<p>LG: Light Grey RAL 9002 MG: Middle Grey RAL7035</p>
 <p>Ø 10mm L:1250mm / R:1400mm</p>		<p><b>Compatible KAVO ® K190/196/200 / Chirana medical ® CH660</b></p> <p>1. Type of hose: motor 2. Light: Yes 3. 400° swivel:: Yes</p> <p>Suitable for KAVO ® units 1058, 1062, 1063, 1065, 1066, 1080</p> <p><b>P/N</b> K2.SK.V.XX.2 <b>for KAVO ® units</b></p>	<p>LG: Light Grey RAL 9002 MG: Middle Grey RAL7035</p>
 <p>Ø 10mm L:1250mm / R:1400mm</p>		<p><b>Compatible KAVO ® K190/196/200 / Chirana medical ® CH660</b></p> <p>1. Type of hose: motor 2. Light: Yes</p> <p>Suitable for KAVO ® units 1057, 1060</p> <p><b>P/N</b> K7.SK.V.XX.1 <b>for KAVO ® units</b></p>	<p>LG: Light Grey RAL 9002 MG: Middle Grey RAL7035</p>
 <p>Ø 10mm L:1250mm / R:1400mm</p>		<p><b>Compatible KAVO ® K190/196/200 / Chirana medical ® CH660</b></p> <p>1. Type of hose: motor 2. Light: Yes</p> <p>Suitable for KAVO ® units 1057, 1060</p> <p><b>P/N</b> K7.SK.V.XX.2 <b>for KAVO ® units</b></p>	<p>LG: Light Grey RAL 9002 MG: Middle Grey RAL7035</p>
 <p>Ø 10mm L:1250mm / R:1400mm</p>		<p><b>Compatible KAVO ® K192/K201</b></p> <p>1. Type of hose: motor 2. Light: Yes 3. 400° swivel:: Yes</p> <p>Suitable for KAVO ® units 1063,1065,1080</p> <p><b>P/N</b> K5.SK.V.XX.1 <b>for KAVO ® units</b></p>	<p>LG: Light Grey RAL 9002 MG: Middle Grey RAL7035</p>
 <p>Ø 10mm L:1250mm / R:1400mm</p>		<p><b>Compatible KAVO ® K192/K201</b></p> <p>1. Type of hose: motor 2. Light: Yes 3. 400° swivel:: Yes</p> <p>Suitable for KAVO ® units 1057, 1060</p> <p><b>P/N</b> K5.SK.V.XX.2 <b>for KAVO ® units</b></p>	<p>LG: Light Grey RAL 9002 MG: Middle Grey RAL7035</p>
 <p>Ø 10mm L:1250mm / R:1400mm</p>		<p><b>Compatible KAVO ® K192/K201</b></p> <p>1. Type of hose: motor 2. Light: Yes 3. Water spray regulation: Yes 4. 400° swivel:: Yes</p> <p>Suitable for KAVO ® units 1057,1060</p> <p><b>P/N</b> K6.SK.V.XX.1 <b>for KAVO ® units</b></p>	<p>LG: Light Grey RAL 9002 MG: Middle Grey RAL7035</p>



Models

 <p>Ø 10mm L:1250mm / R:1400mm</p>		<p><b>Compatible KAVO ® K192/K201</b></p> <ol style="list-style-type: none"> <li>1. Type of hose: motor</li> <li>2. Light: Yes</li> <li>3. Water spray regulation: Yes</li> <li>4. 400° swivel: Yes</li> </ol> <p>Suitable for KAVO ® units 1063,1065,1080</p> <p><b>P/N</b> K6.SKV.XX.2 <b>for KAVO ® units</b></p>	<p>LG: Light Grey RAL 9002 MG: Middle Grey RAL7035</p>
 <p>Ø 10mm L:1250mm / R:1400mm</p>		<p><b>Compatible KAVO ® KL 700 series</b></p> <ol style="list-style-type: none"> <li>1. Type of hose: motor</li> <li>2. Light: Yes</li> <li>3. Water spray regulation: Yes</li> <li>4. 400° swivel: Yes</li> </ol> <p>Suitable for KAVO ® units 1058,1062,1063,1065, 1066, 1078, 1080</p> <p><b>P/N</b> K9.SKV.XX.1 <b>for KAVO ® units</b></p>	<p>LG: Light Grey RAL 9002 MG: Middle Grey RAL7035</p>
 <p>Ø 10mm L:1250mm / R:1400mm</p>		<p><b>Compatible KAVO ® KL 700 series</b></p> <ol style="list-style-type: none"> <li>1. Type of hose: motor</li> <li>2. Light: Yes</li> <li>3. Water spray regulation: Yes</li> <li>4. 400° swivel: Yes</li> </ol> <p>Suitable for KAVO ® units E30S, E30T, E50S, E70S(NO MAGNETIC SENSOR)</p> <p><b>P/N</b> K9.SKV.XX.2 <b>for KAVO ® units</b></p>	<p>LG: Light Grey RAL 9002 MG: Middle Grey RAL7035</p>
 <p>Ø 10mm L:1250mm / R:1400mm</p>		<p><b>Compatible KAVO ® KL 700 series</b></p> <ol style="list-style-type: none"> <li>1. Type of hose: motor</li> <li>2. Light: Yes</li> <li>3. Water spray regulation: Yes</li> <li>4. 400° swivel: Yes</li> </ol> <p>Suitable for KAVO ® units 1057, 1060</p> <p><b>P/N</b> K9.SKV.XX.3 <b>for KAVO ® units</b></p>	<p>LG: Light Grey RAL 9002 MG: Middle Grey RAL7035</p>

> Compatible hoses for Kavo ® motors on Sirona ® units

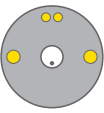



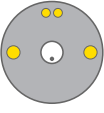







 <p>Ø 10mm L:1370mm</p>		<p><b>Compatible KAVO ® K190/196/200 / Chirana medical ® CH660</b></p> <ol style="list-style-type: none"> <li>1. Type of hose: motor</li> <li>2. Light: Yes</li> </ol> <p>SIRONA ® units A1, A2, A4, A5, AC, C1, C1+, C2, C2+, C4, C4+, C5+, E1, E2, E4, E5, EC, M1, M196, M1+, SPIRIT S1, S2</p> <p><b>P/N</b> K1.SSR.XX.1 <b>for SIRONA ® units</b></p>	<p>LG: Light Grey RAL 9002 MG: Middle Grey RAL7035</p>
 <p>Ø 10mm L:1030mm</p>		<p><b>Compatible KAVO ® K190/196/200 / Chirana medical ® CH660</b></p> <ol style="list-style-type: none"> <li>1. Type of hose: motor</li> <li>2. Light: Yes</li> </ol> <p>SIRONA ® units A1, A2, A4, A5, AC, C1, C1+, C2, C2+, C4, C4+, C5+, E1, E2, E4, E5, EC, M1, M196, M1+, SPIRIT S1, S2</p> <p><b>P/N</b> K1.SSR.XX.2 <b>for SIRONA ® units</b></p>	<p>LG: Light Grey RAL 9002 MG: Middle Grey RAL7035</p>
 <p>Ø 10mm L:1370mm</p>		<p><b>Compatible KAVO ® K190/196/200 / Chirana medical ® CH660</b></p> <ol style="list-style-type: none"> <li>1. Type of hose: motor</li> <li>2. Light: Yes</li> </ol> <p>SIRONA ® units A1, A2, A4, A5, AC, C1, C1+, C2, C2+, C4, C4+, C5+, E1, E2, E4, E5, EC, M1, M196, M1+, SPIRIT S1, S2</p> <p><b>P/N</b> K1.SSR.XX.3 <b>for SIRONA ® units</b></p>	<p>LG: Light Grey RAL 9002 MG: Middle Grey RAL7035</p>
 <p>Ø 10mm L:1030mm</p>		<p><b>Compatible KAVO ® K190/196/200 / Chirana medical ® CH660</b></p> <ol style="list-style-type: none"> <li>1. Type of hose: motor</li> <li>2. Light: Yes</li> </ol> <p>SIRONA ® units C3, C3+, C6, E3</p> <p><b>P/N</b> K1.SSR.XX.4 <b>for SIRONA ® units</b></p>	<p>LG: Light Grey RAL 9002 MG: Middle Grey RAL7035</p>
 <p>Ø 10mm L:1370mm</p>		<p><b>Compatible KAVO ® K190/196/200 / Chirana medical ® CH660</b></p> <ol style="list-style-type: none"> <li>1. Type of hose: motor</li> <li>2. Light: Yes</li> <li>3. 400° swivel: Yes</li> </ol> <p>SIRONA ® units A1, A2, A4, A5, AC, C1, C1+, C2, C2+, C4, C4+, C5+, E1, E2, E4, E5, EC, M1, M196, M1+, SPIRIT S1, S2</p> <p><b>P/N</b> K2.SSR.XX.1 <b>for SIRONA ® units</b></p>	<p>LG: Light Grey RAL 9002 MG: Middle Grey RAL7035</p>






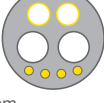

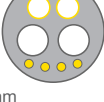





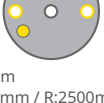
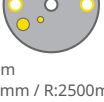



## Models

 <p>Ø 10mm L:1030mm</p>		<p><b>Compatible KAVO ® K190/196/200 / Chirana medical ® CH660</b> LG: Light Grey RAL 9002 MG: Middle Grey RAL7035</p> <p>1. Type of hose: motor 2. Light: Yes 3. 400° swivel: Yes</p> <p>SIRONA ® units C3, C3+, C6, E3</p> <p><b>P/N</b> K2.SSR.XX.2 <b>for SIRONA ® units</b></p>
 <p>Ø 10mm L:1370mm</p>		<p><b>Compatible KAVO ® K190/196/200 / Chirana medical ® CH660</b> LG: Light Grey RAL 9002 MG: Middle Grey RAL7035</p> <p>1. Type of hose: motor 2. Light: Yes 3. 400° swivel: Yes</p> <p>SIRONA ® units A1, A2, A4, A5, AC, C1, C1+, C2, C2+, C4, C4+, C5+, E1, E2, E4, E5, EC, M1, M196, M1+, SPIRIT S1, S2</p> <p><b>P/N</b> K2.SSR.XX.3 <b>for SIRONA ® units</b></p>
 <p>Ø 10mm L:1030mm</p>		<p><b>Compatible KAVO ® K190/196/200 / Chirana medical ® CH660</b> LG: Light Grey RAL 9002 MG: Middle Grey RAL7035</p> <p>1. Type of hose: motor 2. Light: Yes 3. 400° swivel: Yes</p> <p>SIRONA ® units C3, C3+, C6, E3</p> <p><b>P/N</b> K2.SSR.XX.4 <b>for SIRONA ® units</b></p>



















## &gt; Compatible hoses for Kavo ® motors on Planmecca ® units

 <p>Ø 10mm L:1010mm</p>		<p><b>Compatible KAVO ® K190/196/200 / Chirana medical ® CH660</b> LG: Light Grey RAL 9002 MG: Middle Grey RAL7035</p> <p>1. Type of hose: motor 2. Light: Yes</p> <p>PLANMECCA ® replace 10007954-4</p> <p><b>P/N</b> K1.PLM.XX.1 <b>for PLANMECCA ® units</b></p>
 <p>Ø 10mm L:1000mm</p>		<p><b>Compatible KAVO ® K190/196/200 / Chirana medical ® CH660</b> LG: Light Grey RAL 9002 MG: Middle Grey RAL7035</p> <p>1. Type of hose: motor 2. Light: Yes</p> <p>PLANMECCA ® NO RESISTANCE - Ω</p> <p><b>P/N</b> K1.PLM.XX.2 <b>for PLANMECCA ® units</b></p>
 <p>Ø 10mm L:1000mm</p>		<p><b>Compatible KAVO ® K190/196/200 / Chirana medical ® CH660</b> LG: Light Grey RAL 9002 MG: Middle Grey RAL7035</p> <p>1. Type of hose: motor 2. Light: Yes</p> <p>PLANMECCA ® replace 2600281-4</p> <p><b>P/N</b> K1.PLM.XX.3 <b>for PLANMECCA ® units</b></p>
 <p>Ø 10mm L:1010mm</p>		<p><b>Compatible KAVO ® K190/196/200 / Chirana medical ® CH660</b> LG: Light Grey RAL 9002 MG: Middle Grey RAL7035</p> <p>1. Type of hose: motor 2. Light: Yes 3. 400° swivel: Yes</p> <p>PLANMECCA ® replace 10007954-4</p> <p><b>P/N</b> K2.PLM.XX.1 <b>for PLANMECCA ® units</b></p>
 <p>Ø 10mm L:1000mm</p>		<p><b>Compatible KAVO ® K190/196/200 / Chirana medical ® CH660</b> LG: Light Grey RAL 9002 MG: Middle Grey RAL7035</p> <p>1. Type of hose: motor 2. Light: Yes 3. 400° swivel: Yes</p> <p>PLANMECCA ® NO RESISTANCE- Ω</p> <p><b>P/N</b> K2.PLM.XX.2 <b>for PLANMECCA ® units</b></p>
 <p>Ø 10mm L:1000mm</p>		<p><b>Compatible KAVO ® K190/196/200 / Chirana medical ® CH660</b> LG: Light Grey RAL 9002 MG: Middle Grey RAL7035</p> <p>1. Type of hose: motor 2. Light: Yes 3. 400° swivel: Yes</p> <p>PLANMECCA ® replace 2600281-4</p> <p><b>P/N</b> K2.PLM.XX.3 <b>for PLANMECCA ® units</b></p>

## &gt; Compatible hoses for Bien Air ® motors - unit free end

 <p>Ø 11mm L:1600mm / R:2500mm</p>	 <p>○ ● ● ● ● ●</p>	<p><b>Compatible BIEN AIR ® MC3</b> 1. Type of hose: motor 2. Light: Yes</p> <p><b>P/N</b> 8H.STD.XX.1</p>	<p>LG: Light Grey RAL 9002 MG: Middle Grey RAL7035 GR: Grey RAL 7038 BR: Brown ADEC BL: Black WH: White</p>
 <p>Ø 11mm L:1600mm / R:2500mm</p>	 <p>○ ● ● ● ● ●</p>	<p><b>Compatible BIEN AIR ® MC3 long nut</b> 1. Type of hose: motor 2. Light: Yes</p> <p><b>P/N</b> 8H.STD.XX.2</p>	<p>LG: Light Grey RAL 9002 MG: Middle Grey RAL7035 GR: Grey RAL 7038 BR: Brown ADEC BL: Black WH: White</p>
 <p>Ø 11mm L:1600mm / R:2500mm</p>	 <p>○ ● ● ● ● ●</p>	<p><b>Compatible BIEN AIR ® MC3, NSK ® M40, midwest type turbines</b> 1. Type of hose: motor 2. Light: Yes</p> <p><b>P/N</b> 8P.STD.XX.1</p>	<p>LG: Light Grey RAL 9002 MG: Middle Grey RAL7035 GR: Grey RAL 7038 BR: Brown ADEC BL: Black WH: White</p>
 <p>Ø 10mm L:1600mm / R:2500mm</p>	 <p>○ ● ● ● ● ●</p>	<p><b>Compatible BIEN AIR ® MC3</b> 1. Type of hose: motor 2. Light: Yes 3. Water spray regulation: Yes 4. 400° swivel: Yes</p> <p><b>P/N</b> 8R.STD.XX.1</p>	<p>LG: Light Grey RAL 9002 MG: Middle Grey RAL7035 GR: Grey RAL 7038 BR: Brown ADEC BL: Black WH: White</p>
 <p>Ø 10mm L:1600mm / R:2500mm</p>	 <p>○ ● ● ● ● ●</p>	<p><b>Compatible BIEN AIR ® MC3, NSK ® M40</b> 1. Type of hose: motor 2. Light: Yes 3. Water spray regulation: Yes 4. 400° swivel: Yes</p> <p><b>P/N</b> 8R.NSK.XX.1</p>	<p>LG: Light Grey RAL 9002 MG: Middle Grey RAL7035 GR: Grey RAL 7038 BR: Brown ADEC BL: Black WH: White</p>
 <p>Ø 10mm L:1600mm / R:2500mm</p>	 <p>○ ● ● ● ● ●</p>	<p><b>Compatible BIEN AIR ® MC3</b> 1. Type of hose: motor 2. Light: Yes 3. 400° swivel: Yes</p> <p><b>P/N</b> 8S.STD.XX.1</p>	<p>LG: Light Grey RAL 9002 MG: Middle Grey RAL7035 GR: Grey RAL 7038 BR: Brown ADEC BL: Black WH: White</p>
 <p>Ø 10mm L:1600mm / R:2500mm</p>	 <p>○ ● ● ● ● ●</p>	<p><b>Compatible BIEN AIR ® MC2 IR</b> 1. Type of hose: motor</p> <p><b>P/N</b> B5.STD.XX.1 / B5.STD.XX.E (plastic nut)</p>	<p>LG: Light Grey RAL 9002 MG: Middle Grey RAL7035 GR: Grey RAL 7038 BR: Brown ADEC BL: Black WH: White</p>
 <p>Ø 10mm L:1600mm / R:2500mm</p>	 <p>○ ● ● ● ● ●</p>	<p><b>Compatible BIEN AIR ® MC2 Isolite 300</b> 1. Type of hose: motor 2. Light: Yes</p> <p><b>P/N</b> B7.STD.XX.1 / B7.STD.XX.E (plastic nut)</p>	<p>LG: Light Grey RAL 9002 MG: Middle Grey RAL7035 GR: Grey RAL 7038 BR: Brown ADEC BL: Black WH: White</p>
 <p>Ø 10mm L:1600mm / R:2500mm</p>	 <p>○ ● ● ● ● ●</p>	<p><b>Compatible BIEN AIR ® MC2 IR/Isolite 300 (dual use)</b> 1. Type of hose: motor 2. Light: Yes</p> <p><b>P/N</b> B3.STD.XX.1</p>	<p>LG: Light Grey RAL 9002 MG: Middle Grey RAL7035 GR: Grey RAL 7038 BR: Brown ADEC BL: Black WH: White</p>











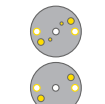

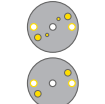



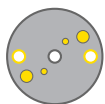

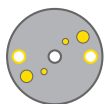

## Models

 <p>Ø 10mm L:1600mm / R:2500mm</p>	 <p></p>	<p><b>Compatible BIEN AIR ® MC2 Isolite 300</b></p> <p>1. Type of hose: motor 2. Light: Yes 3. 400° swivel: Yes</p> <p><b>P/N</b> B2.STD.XX.1</p>	<p>LG: Light Grey RAL 9002 MG: Middle Grey RAL7035 GR: Grey RAL 7038 BR: Brown ADEC BL: Black WH: White</p>
 <p>Ø 10mm L:1600mm / R:2500mm</p>	 <p></p>	<p><b>Compatible BIEN AIR ® MC2 IR/Isolite 300 (dual use)</b></p> <p>1. Type of hose: motor 2. Light: Yes 3. 400° swivel: Yes</p> <p><b>P/N</b> B4.STD.XX.1</p>	<p>LG: Light Grey RAL 9002 MG: Middle Grey RAL7035 GR: Grey RAL 7038 BR: Brown ADEC BL: Black WH: White</p>
 <p>Ø 10mm L:1600mm / R:2500mm</p>	 <p></p>	<p><b>Compatible BIEN AIR ® MC2 Isolite 300</b></p> <p>1. Type of hose: motor 2. Light: Yes 3. Water spray regulation: Yes 4. 400° swivel: Yes</p> <p><b>P/N</b> BR.STD.XX.1</p>	<p>LG: Light Grey RAL 9002 MG: Middle Grey RAL7035 GR: Grey RAL 7038 BR: Brown ADEC BL: Black WH: White</p>
 <p>Ø 10mm L:1600mm / R:2500mm</p>	 <p></p>	<p><b>Compatible BIEN AIR ® MC2 IR</b></p> <p>1. Type of hose: motor 2. Light: Yes 3. Water spray regulation: Yes 4. 400° swivel: Yes</p> <p><b>P/N</b> BR.STD.XX.2</p>	<p>LG: Light Grey RAL 9002 MG: Middle Grey RAL7035 GR: Grey RAL 7038 BR: Brown ADEC BL: Black WH: White</p>
 <p>Ø 10mm L:1600mm / R:2500mm</p>	 <p></p>	<p><b>Compatible BIEN AIR ® MC2 IR/Isolite 300 (dual use)</b></p> <p>1. Type of hose: motor 2. Light: Yes 3. Water spray regulation: Yes 4. 400° swivel: Yes</p> <p><b>P/N</b> BR.STD.XX.3</p>	<p>LG: Light Grey RAL 9002 MG: Middle Grey RAL7035 GR: Grey RAL 7038 BR: Brown ADEC BL: Black WH: White</p>
 <p>Ø 10mm L:1600mm / R:2500mm</p>	 <p></p>	<p><b>Compatible Chirana medical ® P2ED 460 micromotor</b></p> <p>LG: Light Grey RAL 9002 MG: Middle Grey RAL7035 GR: Grey RAL 7038 BR: Brown ADEC BL: Black</p> <p><b>P/N</b> C1.STD.XX.1</p>	<p>LG: Light Grey RAL 9002 MG: Middle Grey RAL7035 GR: Grey RAL 7038 BR: Brown ADEC BL: Black WH: White</p>



## &gt; Compatible hoses for Bien Air ® motors on Kavo ® units

 <p>Ø 11mm L:1250mm / R:1400mm</p>	 <p></p>	<p><b>Compatible BIEN AIR ® MC3</b></p> <p>1. Type of hose: motor 2. Light: Yes</p> <p>KAVO ® 1057, 1060</p> <p><b>P/N</b> 8H.SKV.XX.1 <b>for KAVO ® units</b></p>	<p>LG: Light Grey RAL 9002 MG: Middle Grey RAL7035</p>
 <p>Ø 11mm L:1250mm / R:1400mm</p>	 <p></p>	<p><b>Compatible BIEN AIR ® MC3</b></p> <p>1. Type of hose: motor 2. Light: Yes</p> <p>KAVO ® 1058, 1062, 1063, 1065, 1066, 1080</p> <p><b>P/N</b> 8H.SKV.XX.2 <b>for KAVO ® units</b></p>	<p>LG: Light Grey RAL 9002 MG: Middle Grey RAL7035</p>
 <p>Ø 10mm L:1250mm / R:1400mm</p>	 <p></p>	<p><b>Compatible BIEN AIR ® MC3</b></p> <p>1. Type of hose: motor 2. Light: Yes 3. Water spray regulation: Yes 4. 400° swivel: Yes</p> <p>KAVO ® 1057,1060</p> <p><b>P/N</b> 8R.SKV.XX.1 <b>for KAVO ® units</b></p>	<p>LG: Light Grey RAL 9002 MG: Middle Grey RAL7035</p>

## Models

 <p>Ø 10mm L:1250mm / R:1400mm</p>		<p><b>Compatible BIEN AIR ® MC3</b></p> <ol style="list-style-type: none"> <li>1. Type of hose: motor</li> <li>2. Light: Yes</li> <li>3. Water spray regulation: Yes</li> <li>4. 400° swivel: Yes</li> </ol> <p>KAVO ® 1058,1062, 1063, 1065, 1066, 1080</p> <p><b>P/N</b> 8R.SK.V.XX.2 <b>for KAVO ® units</b></p>	<p>LG: Light Grey RAL 9002 MG: Middle Grey RAL7035</p>
 <p>Ø 10mm L:1250mm / R:1400mm</p>		<p><b>Compatible BIEN AIR ® MC2 IR</b></p> <ol style="list-style-type: none"> <li>1. Type of hose: motor</li> </ol> <p>KAVO ® 1057, 1060</p> <p><b>P/N</b> B5.SK.V.XX.1 <b>for KAVO ® units</b></p>	<p>LG: Light Grey RAL 9002 MG: Middle Grey RAL7035</p>
 <p>Ø 10mm L:1250mm / R:1400mm</p>		<p><b>Compatible BIEN AIR ® MC2 IR</b></p> <ol style="list-style-type: none"> <li>1. Type of hose: motor</li> </ol> <p>KAVO ® 1058, 1062, 1063, 1065, 1066, 1080</p> <p><b>P/N</b> B5.SK.V.XX.2 <b>for KAVO ® units</b></p>	<p>LG: Light Grey RAL 9002 MG: Middle Grey RAL7035</p>
 <p>Ø 10mm L:1250mm / R:1400mm</p>		<p><b>Compatible BIEN AIR ® MC2 Isolite 300</b></p> <ol style="list-style-type: none"> <li>1. Type of hose: motor</li> <li>2. Light: Yes</li> </ol> <p>KAVO ® 1057, 1060</p> <p><b>P/N</b> B7.SK.V.XX.1 <b>for KAVO ® units</b></p>	<p>LG: Light Grey RAL 9002 MG: Middle Grey RAL7035</p>
 <p>Ø 10mm L:1250mm / R:1400mm</p>		<p><b>Compatible BIEN AIR ® MC2 Isolite 300</b></p> <ol style="list-style-type: none"> <li>1. Type of hose: motor</li> <li>2. Light: Yes</li> </ol> <p>KAVO ® 1058, 1062, 1063, 1065, 1066, 1080</p> <p><b>P/N</b> B7.SK.V.XX.2 <b>for KAVO ® units</b></p>	<p>LG: Light Grey RAL 9002 MG: Middle Grey RAL7035</p>
 <p>Ø 10mm L:1250mm / R:1400mm</p>		<p><b>Compatible BIEN AIR ® MC2 IR and Isolite 300</b></p> <ol style="list-style-type: none"> <li>1. Type of hose: motor</li> <li>2. Light: Yes</li> </ol> <p>KAVO ® 1057, 1060</p> <p><b>P/N</b> B3.SK.V.XX.1 <b>for KAVO ® units</b></p>	<p>LG: Light Grey RAL 9002 MG: Middle Grey RAL7035</p>
 <p>Ø 10mm L:1250mm / R:1400mm</p>		<p><b>Compatible BIEN AIR ® MC2 IR/Isolite 300</b></p> <ol style="list-style-type: none"> <li>1. Type of hose: motor</li> <li>2. Light: Yes</li> </ol> <p>KAVO ® 1058, 1062, 1063, 1065, 1066, 1080</p> <p><b>P/N</b> B3.SK.V.XX.2 <b>for KAVO ® units</b></p>	<p>LG: Light Grey RAL 9002 MG: Middle Grey RAL7035</p>
 <p>Ø 10mm L:1250mm / R:1400mm</p>		<p><b>Compatible BIEN AIR ® MC2 Isolite 300</b></p> <ol style="list-style-type: none"> <li>1. Type of hose: motor</li> <li>2. Light: Yes</li> <li>3. 400° swivel: Yes</li> </ol> <p>KAVO ® 1057, 1060</p> <p><b>P/N</b> B2.SK.V.XX.1 <b>for KAVO ® units</b></p>	<p>LG: Light Grey RAL 9002 MG: Middle Grey RAL7035</p>
 <p>Ø 10mm L:1250mm / R:1400mm</p>		<p><b>Compatible BIEN AIR ® MC2 Isolite 300</b></p> <ol style="list-style-type: none"> <li>1. Type of hose: motor</li> <li>2. Light: Yes</li> <li>3. 400° swivel: Yes</li> </ol> <p>KAVO® 1058, 1062, 1063, 1065, 1066, 1080</p> <p><b>P/N</b> B2.SK.V.XX.2 <b>for KAVO ® units</b></p>	<p>LG: Light Grey RAL 9002 MG: Middle Grey RAL7035</p>
 <p>Ø 10mm L:1250mm / R:1400mm</p>		<p><b>Compatible BIEN AIR ® MC2 IR/Isolite 300 (dual use)</b></p> <ol style="list-style-type: none"> <li>1. Type of hose: motor</li> <li>2. Light: Yes</li> <li>3. Water spray regulation: Yes</li> <li>4. 400° swivel: Yes</li> </ol> <p>KAVO® 1057, 1060</p> <p><b>P/N</b> BR.SK.V.XX.1 <b>for KAVO ® units</b></p>	<p>LG: Light Grey RAL 9002 MG: Middle Grey RAL7035</p>

## Models



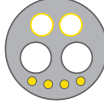

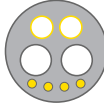





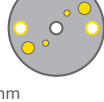



 <p>Ø 10mm L:1250mm / R:1400mm</p>		<b>Compatible BIEN AIR® MC2 IR/Isolite 300 (dual use)</b>  KAVO® 1058, 1062, 1063, 1065, 1066, 1080  <b>P/N</b> BR.SKV.XX.2 <b>for KAVO® units</b>	LG: Light Grey RAL 9002 MG: Middle Grey RAL7035
---	---	--	--

Compatible hoses for Bien Air ® micromotors









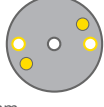



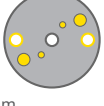

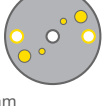

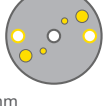



















## &gt; Compatible hoses for Bien Air® motors on Cefla® units

 <p>Ø 11mm L:1200mm / R:1400mm</p>		<p><b>Compatible BIEN AIR® MC3</b></p> <p>1. Type of hose: motor 2. Light: Yes</p> <p>ANTHOS @: A3, A5, A6, A7, A9, R7, L6, L9 STERN @: S200, S250, S280TRc, S300, S220TR, S320TR, S380TR, S320TR CASTELLINI @: Skema 5, Skema 6, Skema 8</p> <p><b>P/N</b> 8H.SCF.XX.1 <b>for CEFLA® units</b></p>	GR: Grey RAL 7038
 <p>Ø 10mm L:1200mm / R:1400mm</p>		<p><b>Compatible BIEN AIR® MC3, NSK® M40, midwest type turbine</b></p> <p>1. Type of hose: motor 2. Light: Yes 3. 400° swivel: Yes</p> <p>ANTHOS @: A3, A5, A6, A7, A9, R7, L6, L9 STERN @: S200, S250, S280TRc, S300, S220TR, S320TR, S380TR, S320TR CASTELLINI @: Skema 5, Skema 6, Skema 8</p> <p><b>P/N</b> 8P.SCF.XX.1 <b>for CEFLA® units</b></p>	GR: Grey RAL 7038
 <p>Ø 11mm L:1200mm / R:1400mm</p>		<p><b>Compatible BIEN AIR® MC3</b></p> <p>1. Type of hose: motor 2. Light: Yes 3. 400° swivel: Yes</p> <p>ANTHOS @: A3, A5, A6, A7, A9, R7, L6, L9 STERN @: S200, S250, S280TRc, S300, S220TR, S320TR, S380TR, S320TR CASTELLINI @: Skema 5, Skema 6, Skema 8</p> <p><b>P/N</b> 8S.SCF.XX.1 <b>for CEFLA® units</b></p>	GR: Grey RAL 7038
 <p>Ø 10mm L:1200mm / R:1400mm</p>		<p><b>Compatible BIEN AIR® MC2 IR</b></p> <p>1. Type of hose: motor</p> <p>SANTHOS @: A3, A5, A6, A7, A9, R7, L6, L9 STERN @: S200, S250, S280TRc, S300, S220TR, S320TR, S380TR, S320TR CASTELLINI @: Skema 5, Skema 6, Skema 8</p> <p><b>P/N</b> B5.SCF.XX.1 <b>for CEFLA® units</b></p>	GR: Grey RAL 7038
 <p>Ø 10mm L:1200mm / R:1400mm</p>		<p><b>Compatible BIEN AIR® MC2 Isolite 300</b></p> <p>1. Type of hose: motor 2. Light: Yes</p> <p>ANTHOS @: A3, A5, A6, A7, A9, R7, L6, L9 STERN @: S200, S250, S280TRc, S300, S220TR, S320TR, S380TR, S320TR CASTELLINI @: Skema 5, Skema 6, Skema 8</p> <p><b>P/N</b> B7.SCF.XX.1 <b>for CEFLA® units</b></p>	GR: Grey RAL 7038
 <p>Ø 10mm L:1200mm / R:1400mm</p>		<p><b>Compatible BIEN AIR® MC2 Isolite 300</b></p> <p>1. Type of hose: motor 2. Light: Yes 3. 400° swivel: Yes</p> <p>ANTHOS @: A3, A5, A6, A7, A9, R7, L6, L9 STERN @: S200, S250, S280TRc, S300, S220TR, S320TR, S380TR, S320TR CASTELLINI @: Skema 5, Skema 6, Skema 8</p> <p><b>P/N</b> B2.SCF.XX.1 <b>for CEFLA® units</b></p>	GR: Grey RAL 7038
 <p>Ø 10mm L:1200mm / R:1400mm</p>		<p><b>Compatible BIEN AIR® MC2 IR/Isolite 300 (dual use)</b></p> <p>1. Type of hose: motor 2. Light: Yes</p> <p>ANTHOS @: A3, A5, A6, A7, A9, R7, L6, L9 STERN @: S200, S250, S280TRc, S300, S220TR, S320TR, S380TR, S320TR CASTELLINI @: Skema 5, Skema 6, Skema 8</p> <p><b>P/N</b> B3.SCF.XX.1 <b>for CEFLA® units</b></p>	GR: Grey RAL 7038

## > Compatible hoses for Bien Air ® motors on Sirona ® units

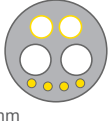







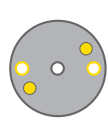







 <p>Ø 11mm L:1370mm</p>		<p><b>Compatible BIEN AIR ® MC3</b></p> <p>1. Type of hose: motor 2. Light: Yes</p> <p>SIRONA ®: A1, A2, A4, A5, AC, C1, C1+, C2, C2+, C4, M1 , C8+</p> <p><b>P/N</b> 8H.SSR.XX.1 <b>for SIRONA ® units</b></p>	<p>LG: Light Grey RAL 9002 MG: Middle Grey RAL7035</p>
 <p>Ø 11mm L:1030mm</p>		<p><b>Compatible BIEN AIR ® MC3</b></p> <p>1. Type of hose: motor 2. Light: Yes</p> <p>SIRONA ®: C3, C3+, C6, E3</p> <p><b>P/N</b> 8H.SSR.XX.2 <b>for SIRONA ® units</b></p>	<p>LG: Light Grey RAL 9002 MG: Middle Grey RAL7035</p>
 <p>Ø 10mm L:1370mm</p>		<p><b>Compatible BIEN AIR ® MC3</b></p> <p>1. Type of hose: motor 2. Light: Yes 3. Water spray regulation: Yes 4. 400° swivel:: Yes</p> <p>SIRONA ®: A1, A2, A4, A5, AC, C1, C1+, C2, C2+, C4, M1 , C8+</p> <p><b>P/N</b> 8R.SSR.XX.1 <b>for SIRONA ® units</b></p>	<p>LG: Light Grey RAL 9002 MG: Middle Grey RAL7035</p>
 <p>Ø 10mm L:1030mm</p>		<p><b>Compatible BIEN AIR ® MC3</b></p> <p>1. Type of hose: motor 2. Light: Yes 3. Water spray regulation: Yes 4. 400° swivel:: Yes</p> <p>Suitable for SIRONA ®: C3, C3+, C6, E3</p> <p><b>P/N</b> 8R.SSR.XX.2 <b>for SIRONA ® units</b></p>	<p>LG: Light Grey RAL 9002 MG: Middle Grey RAL7035</p>
 <p>Ø 10mm L:1370mm</p>		<p><b>Compatible BIEN AIR ® MC2 IR</b></p> <p>1. Type of hose: motor</p> <p>Suitable for SIRONA ®: A1, A2, A4, A5, AC, C1, C1+, C2, C2+, C4</p> <p><b>P/N</b> B5.SSR.XX.1 <b>for SIRONA ® units</b></p>	<p>LG: Light Grey RAL 9002 MG: Middle Grey RAL7035</p>
 <p>Ø 10mm L:1030mm</p>		<p><b>Compatible BIEN AIR ® MC2 IR</b></p> <p>1. Type of hose: motor</p> <p>Suitable for SIRONA ®: C3, C3+, C6, E3</p> <p><b>P/N</b> B5.SSR.XX.2 <b>for SIRONA ® units</b></p>	<p>LG: Light Grey RAL 9002 MG: Middle Grey RAL7035</p>
 <p>Ø 10mm L:1370mm</p>		<p><b>Compatible BIEN AIR ® MC2 Isolite 300</b></p> <p>1. Type of hose: motor 2. Light: Yes</p> <p>Suitable for SIRONA ®: A1, A2, A4, A5, AC, C1, C1+, C2, C2+, C4</p> <p><b>P/N</b> B7.SSR.XX.1 <b>for SIRONA ® units</b></p>	<p>LG: Light Grey RAL 9002 MG: Middle Grey RAL7035</p>
 <p>Ø 10mm L:1030mm</p>		<p><b>Hose for BIEN AIR ® MC2 Isolite 300</b></p> <p>1. Type of hose: motor 2. Light: Yes</p> <p>Suitable for SIRONA ®: C3, C3+, C6, E3</p> <p><b>P/N</b> B7.SSR.XX.2 <b>for SIRONA ® units</b></p>	<p>LG: Light Grey RAL 9002 MG: Middle Grey RAL7035</p>
 <p>Ø 10mm L:1030mm</p>		<p><b>Hose for BIEN AIR ® MC2 Isolite 300</b></p> <p>1. Type of hose: motor 2. Light: Yes</p> <p>Suitable for SIRONA ®: C8+</p> <p><b>P/N</b> B7.SSR.XX.3 <b>for SIRONA ® units</b></p>	<p>LG: Light Grey RAL 9002 MG: Middle Grey RAL7035</p>

## Models










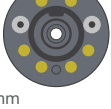





 Ø 10mm L:1030mm		<b>Compatible BIEN AIR ® MC2 IR/Isolite 300</b> 1. Type of hose: motor 2. Light: Yes  Suitable for SIRONA ®: A1, A2, A4, A5, AC, C1, C1+, C2, C2+, C4  <b>P/N</b> B3.SSR.XX.1 <b>for SIRONA ® units</b>	LG: Light Grey RAL 9002 MG: Middle Grey RAL7035
 Ø 10mm L:1030mm		<b>Compatible BIEN AIR ® MC2 IR/Isolite 300</b> 1. Type of hose: motor 2. Light: Yes  Suitable for SIRONA ®: C3, C3+, C6, E3  <b>P/N</b> B3.SSR.XX.2 <b>for SIRONA ® units</b>	LG: Light Grey RAL 9002 MG: Middle Grey RAL7035
 Ø 10mm L:1370mm		<b>Compatible BIEN AIR ® MC2 Isolite 300</b> 1. Type of hose: motor 2. Light: Yes 3. 400° swivel: Yes  Suitable for SIRONA ®: A1, A2, A4, A5, AC, C1, C1+, C2, C2+, C4  <b>P/N</b> B2.SSR.XX.1 <b>for SIRONA ® units</b>	LG: Light Grey RAL 9002 MG: Middle Grey RAL7035
 Ø 10mm L:1030mm		<b>Compatible BIEN AIR ® MC2 Isolite 300</b> 1. Type of hose: motor 2. Light: Yes 3. 400° swivel: Yes  Suitable for SIRONA ®: C3, C3+, C6, E3  <b>P/N</b> B2.SSR.XX.2 <b>for SIRONA ® units</b>	LG: Light Grey RAL 9002 MG: Middle Grey RAL7035
 Ø 10mm L:1370mm		<b>Compatible BIEN AIR ® MC2 IR/Isolite 300</b> 1. Type of hose: motor 2. Light: Yes 3. Water spray regulation: Yes 4. 400° swivel: Yes  Suitable for SIRONA ®: A1, A2, A4, A5, AC, C1, C1+, C2, C2+, C4  <b>P/N</b> BR.SSR.XX.1 <b>for SIRONA ® units</b>	LG: Light Grey RAL 9002 MG: Middle Grey RAL7035
 Ø 10mm L:1030mm		<b>Compatible BIEN AIR ® MC2 IR/Isolite 300</b> 1. Type of hose: motor 2. Light: Yes 3. Water spray regulation: Yes 4. 400° swivel: Yes  Suitable for SIRONA ®: C3, C3+, C6, E3  <b>P/N</b> BR.SSR.XX.2 <b>for SIRONA ® units</b>	LG: Light Grey RAL 9002 MG: Middle Grey RAL7035
 Ø 10mm L:1030mm		<b>Compatible BIEN AIR ® MC2 IR/Isolite 300</b> 1. Type of hose: motor 2. Light: Yes 3. Water spray regulation: Yes 4. 400° swivel: Yes  Suitable for SIRONA ®: C8+  <b>P/N</b> BR.SSR.XX.3 <b>for SIRONA ® units</b>	LG: Light Grey RAL 9002 MG: Middle Grey RAL7035



## > Compatible hoses for Bien Air ® motors on Planmeca ® units











 <p>Ø 11mm L:1000mm</p>		<p><b>Compatible BIEN AIR ® MC3</b> 1. Type of hose: motor 2. Light: Yes</p> <p>Suitable for PLANMECA ®</p> <p><b>P/N</b> 8H.PLM.XX.1 <b>for PLANMECA ® units</b> Original 10044908-1</p>	<p>LG: Light Grey RAL 9002 MG: Middle Grey RAL7035</p>
 <p>Ø 10mm L:1000mm</p>		<p><b>Compatible BIEN AIR ® MC3</b> 1. Type of hose: motor 2. Light: Yes 3. 400° swivel: Yes</p> <p>Suitable for PLANMECA ®</p> <p><b>P/N</b> 8S.PLM.XX.1 <b>for PLANMECA ® units</b> Original 10044908-1</p>	<p>LG: Light Grey RAL 9002 MG: Middle Grey RAL7035</p>
 <p>Ø 11mm L:980mm</p>		<p><b>Compatible BIEN AIR ® MC3/NSK M40</b> 1. Type of hose: motor 2. Light: Yes</p> <p>Suitable for PLANMECA ®</p> <p><b>P/N</b> 8P.PLM.XX.1 <b>for PLANMECA ® units</b> Original 10044909-1</p>	<p>LG: Light Grey RAL 9002 MG: Middle Grey RAL7035</p>
 <p>Ø 11mm L:900mm</p>		<p><b>Compatible BIEN AIR ® MC3/NSK M40</b> 1. Type of hose: motor 2. Light: Yes</p> <p>Suitable for PLANMECA ® 82Ω</p> <p><b>P/N</b> 8P.PLM.XX.2 <b>for PLANMECA ® units</b> Original 10044909-1</p>	<p>LG: Light Grey RAL 9002 MG: Middle Grey RAL7035</p>
 <p>Ø 10mm L:1030mm</p>		<p><b>Compatible BIEN AIR ® MC2 IR</b> 1. Type of hose: motor</p> <p>Suitable for PLANMECA ®</p> <p><b>P/N</b> B5.PLM.XX.1 <b>for PLANMECA ® units</b> Original 2600282-2</p>	<p>LG: Light Grey RAL 9002 MG: Middle Grey RAL7035</p>
 <p>Ø 10mm L:1030mm</p>		<p><b>Compatible BIEN AIR ® MC2 Isolite 300</b> 1. Type of hose: motor 2. Light: Yes</p> <p>Suitable for PLANMECA ®</p> <p><b>P/N</b> B7.PLM.XX.1 <b>for PLANMECA ® units</b> Original 2600282-2</p>	<p>LG: Light Grey RAL 9002 MG: Middle Grey RAL7035</p>
 <p>Ø 10mm L:1030mm</p>		<p><b>Compatible BIEN AIR ® MC2 IR/Isolite 300</b> 1. Type of hose: motor 2. Light: Yes</p> <p>Suitable for PLANMECA ®</p> <p><b>P/N</b> B3.PLM.XX.1 <b>for PLANMECA ® units</b> Original 2600282-2</p>	<p>LG: Light Grey RAL 9002 MG: Middle Grey RAL7035</p>
 <p>Ø 10mm L:1030mm</p>		<p><b>Compatible BIEN AIR ® MC2 Isolite 300</b> 1. Type of hose: motor 2. Light: Yes 3. 400° swivel: Yes</p> <p>Suitable for PLANMECA ®</p> <p><b>P/N</b> B2.PLM.XX.1 <b>for PLANMECA ® units</b> Original 2600282-2</p>	<p>LG: Light Grey RAL 9002 MG: Middle Grey RAL7035</p>

## &gt; Compatible hoses for Cefla ® motors - unit free end

 <p>Ø 10mm L:1600mm / R:2500mm</p>	 	<p><b>Compatible STERN WEBER ® iXS4, ANTHOS ® iMMs, CASTELLINI ® Implantor LED</b></p> <ol style="list-style-type: none"> <li>1. Type of hose: motor</li> <li>2. Light: Yes</li> <li>3. Instrument connector: Black</li> </ol> <p><b>P/N</b> D1.STD.XX.1</p>	<p>LG: Light Grey RAL 9002 MG: Middle Grey RAL7035 GR: Grey RAL 7038</p> <p><b>NOTE:</b> models up to 2015</p>
 <p>Ø 10mm L:1600mm / R:2500mm</p>	 	<p><b>Compatible STERN WEBER ® iXS4, ANTHOS ® iMMs, CASTELLINI ® Implantor LED</b></p> <ol style="list-style-type: none"> <li>1. Type of hose: motor</li> <li>2. Light: Yes</li> <li>3. 400° swivel: Yes</li> <li>4. Instrument connector: Black</li> </ol> <p><b>P/N</b> D1.STD.XX.S</p>	<p>LG: Light Grey RAL 9002 MG: Middle Grey RAL7035 GR: Grey RAL 7038</p> <p><b>NOTE:</b> models up to 2015</p>
 <p>Ø 10mm L:1600mm / R:2500mm</p>	 	<p><b>Compatible STERN WEBER ® iXR3/iXR3L, ANTHOS ® iMMr/iMMrL, CASTELLINI ® Handy Power/LED</b></p> <ol style="list-style-type: none"> <li>1. Type of hose: motor</li> <li>2. Light: Yes</li> </ol> <p><b>P/N</b> D2.STD.XX.1</p>	<p>LG: Light Grey RAL 9002 MG: Middle Grey RAL7035 GR: Grey RAL 7038</p>
 <p>Ø 10mm L:1600mm / R:2500mm</p>	 	<p><b>Compatible STERN WEBER ® iXR3/iXR3L, ANTHOS ® iMMr/iMMrL, CASTELLINI ® Handy Power/LED</b></p> <ol style="list-style-type: none"> <li>1. Type of hose: motor</li> <li>2. Light: Yes</li> <li>3. 400° swivel: Yes</li> </ol> <p><b>P/N</b> D2.STD.XX.S</p>	<p>LG: Light Grey RAL 9002 MG: Middle Grey RAL7035 GR: Grey RAL 7038</p>
 <p>Ø 10mm L:1600mm / R:2500mm</p>	 	<p><b>Compatible STERN WEBER ® iXS4, ANTHOS ® iMMs, CASTELLINI ® Implantor LED</b></p> <ol style="list-style-type: none"> <li>1. Type of hose: motor</li> <li>2. Light: Yes</li> <li>3. Instrument connector: White</li> </ol> <p><b>P/N</b> D4.STD.XX.1</p>	<p>LG: Light Grey RAL 9002 MG: Middle Grey RAL7035 GR: Grey RAL 7038</p> <p><b>NOTE:</b> models from 2016</p>

LG: Light Grey RAL 9002  
 MG: Middle Grey RAL7035

## > Compatible hoses for Cefla ® motors on Cefla ® units

 <p>Ø 10mm L:1200mm / R:1400mm</p>		<p><b>Compatible STERN WEBER ® iXS4, ANTHOS ® iMMs, CASTELLINI ® Implantor LED</b></p> <p>1. Type of hose: motor          2. Light: Yes          3. Instrument connector: Black          ANTHOS ®: A7+, L9, R7 / STERN WEBER®: S320TR S280TRC, S300, S380TRC          CASTELLINI®: Skema 5, Skema 6, Skema 8</p> <p><b>P/N</b> D1.SCF.XX.1 <b>for CEFLA ® units</b></p>	<p>GR: Grey RAL 7038</p> <p><b>NOTE:</b> models up to 2015</p> <p><b>Black connector</b> on motor side</p>
 <p>Ø 10mm L:1200mm / R:1400mm</p>		<p><b>Compatible STERN WEBER ® iXS4, ANTHOS ® iMMs, CASTELLINI ® Implantor LED</b></p> <p>1. Type of hose: motor / 2. Light: Yes / 3. 400° swivel: Yes          4. Instrument connector: Black          ANTHOS ®: A7+, L9, R7          STERN WEBER®: S320TR S280TRC, S300, S380TRC          CASTELLINI®: Skema 5, Skema 6, Skema 8</p> <p><b>P/N</b> D1.SCF.XX.S <b>for CEFLA ® units</b></p>	<p>GR: Grey RAL 7038</p> <p><b>NOTE:</b> models up to 2015</p> <p><b>Black connector</b> on motor side</p>
 <p>Ø 10mm L:1200mm / R:1400mm</p>		<p><b>Compatible STERN WEBER ® iXR3/iXR3L, ANTHOS ® iMMr/iMMrL, CASTELLINI ® Handy Power/LED</b></p> <p>1. Type of hose: motor          2. Light: Yes          ANTHOS ®: A3+, A5, A6+, L6, R7          STERN WEBER®: S200, S220TR, S280TRC, S300          CASTELLINI®: Skema 5, Skema 6 cart</p> <p><b>P/N</b> D2.SCF.XX.1 <b>for CEFLA ® units</b></p>	<p>GR: Grey RAL 7038</p>
 <p>Ø 10mm L:1200mm / R:1400mm</p>		<p><b>Compatible STERN WEBER ® iXR3/iXR3L, ANTHOS ® iMMr/iMMrL, CASTELLINI ® Handy Power/LED</b></p> <p>1. Type of hose: motor          2. Light: Yes / 3. 400° swivel: Yes          ANTHOS ®: A3+, A5, A6+, L6, R7          STERN WEBER®: S200, S220TR, S280TRC, S300          CASTELLINI®: Skema 5, Skema 6 cart</p> <p><b>P/N</b> D2.SCF.XX.S <b>for CEFLA ® units</b></p>	<p>GR: Grey RAL 7038</p>
 <p>Ø 10mm L:1200mm / R:1400mm</p>		<p><b>Compatible STERN WEBER ® iXS4, ANTHOS ® iMMs, CASTELLINI ® Implantor LED</b></p> <p>1. Type of hose: motor / 2. Light: Yes          3. Instrument connector: White          ANTHOS ®: A7+, L9, R7          STERN WEBER®: S320TR, S280TRC, S300, S380TRC          CASTELLINI®: Skema 5, Skema 6, Skema 8</p> <p><b>P/N</b> D4.SCF.XX.1 <b>for CEFLA ® units</b></p>	<p>GR: Grey RAL 7038</p> <p><b>NOTE:</b> models from 2016</p> <p><b>White connector</b> on motor side</p>

LG: Light Grey RAL 9002  
MG: Middle Grey RAL7035

## > Compatible hoses for NSK ® motors - unit free end

 <p>Ø 11mm L:1600mm / R:2500mm</p>	 <p>○ ● ● ● ● ●</p>	<p><b>Compatible NSK ® M40</b> 1. Type of hose: motor 2. Light: Yes</p> <p><b>P/N</b> 8H.NSK.XX.1</p>	<p>LG: Light Grey RAL 9002 MG: Middle Grey RAL7035 GR: Grey RAL 7038 BR: Brown ADEC BL: Black WH: White</p>
 <p>Ø 10mm L:1600mm / R:2500mm</p>	 <p>○ ● ● ● ● ●</p>	<p><b>Compatible NSK ® M40</b> 1. Type of hose: motor 2. Light: Yes 3. 400° swivel: Yes</p> <p><b>P/N</b> 8S.NSK.XX.1</p>	<p>LG: Light Grey RAL 9002 MG: Middle Grey RAL7035 GR: Grey RAL 7038 BR: Brown ADEC BL: Black</p>
 <p>Ø 11mm L:1600mm / R:2500mm</p>	 <p>○ ● ● ● ● ●</p>	<p><b>Compatible NSK ® M40, BIEN AIR ® MC3, midwest type turbines</b> 1. Type of hose: motor 2. Light: Yes</p> <p><b>P/N</b> 8P.STD.XX.1</p>	<p>LG: Light Grey RAL 9002 MG: Middle Grey RAL7035 GR: Grey RAL 7038 BR: Brown ADEC BL: Black WH: White</p>
 <p>Ø 10mm L:1600mm / R:2500mm</p>	 <p>○ ● ● ● ● ●</p>	<p><b>Compatible NSK ® M40, BIEN AIR ® MC3</b> 1. Type of hose: motor 2. Light: Yes 3. Water spray regulation: Yes 4. 400° swivel: Yes</p> <p><b>P/N</b> 8R.NSK.XX.1</p>	<p>LG: Light Grey RAL 9002 MG: Middle Grey RAL7035 GR: Grey RAL 7038 BR: Brown ADEC BL: Black</p>
 <p>Ø 10mm L:1600mm / R:2500mm</p>	 <p>○ ● ● ● ● ●</p>	<p><b>Compatible NSK ® TIM40 (EL 400)</b> 1. Type of hose: motor 2. Light: Yes</p> <p><b>P/N</b> N1.STD.XX.1</p>	<p>LG: Light Grey RAL 9002 MG: Middle Grey RAL7035 GR: Grey RAL 7038 BR: Brown ADEC BL: Black</p>
 <p>Ø 10mm L:1600mm / R:2500mm</p>	 <p>○ ● ● ● ● ●</p>	<p><b>Compatible NSK ® TIM40 (EL 400)</b> 1. Type of hose: motor 2. Light: Yes 3. 400° swivel: Yes</p> <p><b>P/N</b> N2.STD.XX.1</p>	<p>LG: Light Grey RAL 9002 MG: Middle Grey RAL7035 GR: Grey RAL 7038 BR: Brown ADEC BL: Black</p>
 <p>Ø 10mm L:1600mm / R:2500mm</p>	 <p>○ ● ● ● ● ●</p>	<p><b>Compatible NSK ® NBX</b> 1. Type of hose: motor 2. Light: Yes</p> <p><b>P/N</b> N3.STD.XX.1</p>	<p>LG: Light Grey RAL 9002 GR: Grey RAL 7038</p>

## > Compatible hoses for NSK ® motors on Kavo ® units

 <p>Ø 11mm L:1250mm / R:1400mm</p>	 <p>○ ● ● ● ● ●</p>	<p><b>Compatible NSK ® M40 micromotor</b> 1. Type of hose: motor 2. Light: Yes</p> <p>KAVO ® 1057, 1060</p> <p><b>P/N</b> 8H.SKK.XX.1 <b>for KAVO ® units</b></p>	<p>LG: Light Grey RAL 9002 MG: Middle Grey RAL7035</p>
---	--	---	--


## Models

 <p>Ø 11mm L:1250mm / R:1400mm</p>		<p><b>Compatible NSK ® M40 micromotor</b> 1. Type of hose: motor 2. Light: Yes</p> <p>KAVO ® 1058. 1062, 1063,1065, 1066, 1080</p> <p><b>P/N</b> 8H.SKK.XX.2 <b>for KAVO ® units</b></p>	<p>LG: Light Grey RAL 9002 MG: Middle Grey RAL7035</p>
 <p>Ø 10mm L:1250mm / R:1400mm</p>		<p><b>Compatible NSK ® M40</b> 1. Type of hose: motor 2. Light: Yes 3. Water spray regulation: Yes 4. 400° swivel: Yes</p> <p>KAVO ® 1057. 1060</p> <p><b>P/N</b> 8R.SKK.XX.1 <b>for KAVO ® units</b></p>	<p>LG: Light Grey RAL 9002 MG: Middle Grey RAL7035</p>
 <p>Ø 10mm L:1250mm / R:1400mm</p>		<p><b>Compatible NSK ® M40</b> 1. Type of hose: motor 2. Light: Yes 3. Water spray regulation: Yes 4. 400° swivel: Yes</p> <p>KAVO ® 1058. 1062, 1063,1065, 1066, 1080</p> <p><b>P/N</b> 8R.SKK.XX.2 <b>for KAVO ® units</b></p>	<p>LG: Light Grey RAL 9002 MG: Middle Grey RAL7035</p>

## &gt; Compatible hoses for NSK ® motors on Cefla ® units

 <p>Ø 11mm L:1200mm / R:1400mm</p>		<p><b>Compatible NSK ® M40</b> 1. Type of hose: motor 2. Light: Yes</p> <p>ANTHOS ®: A3, A5, A6, A7, A9, R7, L6, L9 STERN ®: S200, S250, S280TRc, S300, S220TR, S320TR, S380TR, S320TR CASTELLINI ®: Skema 5, Skema 6, Skema 8, Puma ELI</p> <p><b>P/N</b> 8H.SC.XX.1 <b>for CEFLA ® units</b></p>	<p>GR: Grey RAL 7038</p>
 <p>Ø 10mm L:1200mm / R:1400mm</p>		<p><b>Compatible NSK ® M40, Bien Air ® MC3, midwest type turbine</b> 1. Type of hose: motor 2. Light: Yes 3. 400° swivel: Yes</p> <p>ANTHOS ®: A3, A5, A6, A7, A9, R7, L6, L9 STERN ®: S200, S250, S280TRc, S300, S220TR, S320TR, S380TR, S320TR CASTELLINI ®: Skema 5, Skema 6, Skema 8</p> <p><b>P/N</b> 8P.SCF.XX.1 <b>for CEFLA ® units</b></p>	<p>GR: Grey RAL 7038</p>

## &gt; Compatible hoses for NSK ® motors on Sirona ® units

 <p>Ø 11mm L:1370mm</p>		<p><b>Compatible NSK ® M40</b> 1. Type of hose: motor 2. Light: Yes</p> <p>SIRONA ®: A1, A2, A4, A5, AC, C1, C1+, C2, C2+, C4, C4+, C5+, E1, E2, E4, E5, EC, M1, M196, M1+, SPIRIT S1, S2</p> <p><b>P/N</b> 8H.SSK.XX.1 <b>for SIRONA ® units</b></p>	<p>LG: Light Grey RAL 9002 MG: Middle Grey RAL7035</p>
 <p>Ø 10mm L:1370mm</p>		<p><b>Compatible NSK ® M40</b> 1. Type of hose: motor 2. Light: Yes</p> <p>SIRONA ®: A1, A2, A4, A5, AC, C1, C1+, C2, C2+, C4, C4+, C5+, E1, E2, E4, E5, EC, M1, M196, M1+, SPIRIT S1, S2</p> <p><b>P/N</b> 8R.SSK.XX.2 <b>for SIRONA ® units</b></p>	<p>LG: Light Grey RAL 9002 MG: Middle Grey RAL7035</p>









## &gt; Compatible hoses for EMS ® scalers - unit free end

 <p>Ø 7mm L:1600mm / R:2500mm</p>		<p><b>Compatible EMS ®</b> 1. Type of hose: scaler</p> <p><b>P/N</b> E1.STD.XX.1</p>	<p>LG: Light Grey RAL 9002 GR: Grey RAL 7038 BR: Brown ADEC</p>
 <p>Ø 7mm L:2000mm</p>		<p><b>Compatible EMS ®</b> 1. Type of hose: scaler</p> <p><b>P/N</b> E1.200.XX.1</p>	<p>LG: Light Grey RAL 9002 GR: Grey RAL 7038</p>
 <p>Ø 9mm L:1600mm / R:2500mm</p>		<p><b>Compatible EMS ®</b> 1. Type of hose: scaler</p> <p><b>P/N</b> E2.STD.XX.1</p>	<p>LG: Light Grey RAL 9002 GR: Grey RAL 7038 BR: Brown ADEC</p>
 <p>Ø 7mm L:1600mm / R:2500mm</p>		<p><b>Compatible EMS ® EM-028, EM-060</b> 1. Type of hose: scaler</p> <p><b>P/N</b> E1.DUO.XX.1</p>	<p>LG: Light Grey RAL 9002 GR: Grey RAL 7038 BR: Brown ADEC</p>
 <p>Ø 7mm L:1600mm / R:2500mm</p>		<p><b>Compatible EMS ®</b> 1. Type of hose: scaler 2. Light: Yes</p> <p><b>P/N</b> E5.STD.XX.1</p>	<p>LG: Light Grey RAL 9002 GR: Grey RAL 7038 BR: Brown ADEC</p>
 <p>Ø 7mm L:2000mm</p>		<p><b>Compatible EMS ®</b> 1. Type of hose: scaler 2. Light: Yes</p> <p><b>P/N</b> E5.200.XX.1</p>	<p>LG: Light Grey RAL 9002 GR: Grey RAL 7038</p>
 <p>Ø 7mm L:1600mm</p>		<p><b>Compatible EMS ®</b> 1. Type of hose: scaler 2. Light: Yes 3. Water spray regulation: Yes</p> <p><b>P/N</b> E5.STD.XX.R</p>	<p>LG: Light Grey RAL 9002 GR: Grey RAL 7038</p>
 <p>Ø 7mm L:2000mm</p>		<p><b>Compatible EMS ®</b> 1. Type of hose: scaler 2. Light: Yes 3. Water spray regulation: Yes</p> <p><b>P/N</b> E5.200.XX.R</p>	<p>LG: Light Grey RAL 9002 GR: Grey RAL 7038</p>
 <p>Ø 9mm L:1600mm / R:2500mm</p>		<p><b>Compatible EMS ®</b> 1. Type of hose: scaler 2. Light: Yes</p> <p><b>P/N</b> E6.STD.XX.1</p>	<p>LG: Light Grey RAL 9002 GR: Grey RAL 7038 BR: Brown ADEC</p>



## Models

 <p>Ø 9mm L:1600mm / R:2500mm</p>		<p><b>Compatible EMS®</b> 1. Type of hose: scaler 2. Light: Yes 3. Water spray regulation: Yes</p> <p><b>P/N</b> E6.STD.XX.R</p>	<p>LG: Light Grey RAL 9002 MG: Middle Grey RAL7035</p>
--	---	--	--

## &gt; Compatible hoses for EMS® scalers on Kavo® units

 <p>Ø 7mm L:1250mm / R:1400mm</p>		<p><b>Compatible EMS®</b> 1. Type of hose: scaler</p> <p>KAVO® 1057, 1058, 1060, 1062, 1063, 1065, 1066, 1078, 1080</p> <p><b>P/N</b> E1.SKV.XX.1 <b>for KAVO® units</b></p>	<p>LG: Light Grey RAL 9002 GR: Grey RAL 7038</p>
 <p>Ø 9mm L:1250mm / R:1400mm</p>		<p><b>Compatible EMS®</b> 1. Type of hose: scaler</p> <p>KAVO® 1057, 1058, 1060, 1062, 1063, 1065, 1066, 1078, 1080</p> <p><b>P/N</b> E2.SKV.XX.1 <b>for KAVO® units</b></p>	<p>LG: Light Grey RAL 9002 GR: Grey RAL 7038</p>
 <p>Ø 7mm L:1250mm / R:1400mm</p>		<p><b>Compatible EMS®</b> 1. Type of hose: scaler 2. Light: Yes</p> <p>KAVO® 1057, 1058, 1060, 1062, 1063, 1065, 1066, 1078, 1080</p> <p><b>P/N</b> E5.SKV.XX.1 <b>for KAVO® units</b></p>	<p>LLG: Light Grey RAL 9002 GR: Grey RAL 7038</p>
 <p>Ø 7mm L:1250mm / R:1400mm</p>		<p><b>Compatible EMS®</b> 1. Type of hose: scaler 2. Light: Yes 3. Water spray regulation: Yes</p> <p>KAVO® 1057, 1058, 1060, 1062, 1063, 1065, 1066, 1078, 1080</p> <p><b>P/N</b> E5.SKV.XX.R <b>for KAVO® units</b></p>	<p>LG: Light Grey RAL 9002 GR: Grey RAL 7038</p>
 <p>Ø 9mm L:1250mm / R:1400mm</p>		<p><b>Compatible EMS®</b> 1. Type of hose: scaler 2. Light: Yes</p> <p>KAVO® 1057, 1058, 1060, 1062, 1063, 1065, 1066, 1078, 1080</p> <p><b>P/N</b> E6.SKV.XX.1 <b>for KAVO® units</b></p>	<p>LG: Light Grey RAL 9002 GR: Grey RAL 7038</p>
 <p>Ø 9mm L:1250mm / R:1400mm</p>		<p><b>Compatible EMS®</b> 1. Type of hose: scaler 2. Light: Yes 3. Water spray regulation: Yes</p> <p>KAVO® 1057, 1058, 1060, 1062, 1063, 1065, 1066, 1078, 1080</p> <p><b>P/N</b> E6.SKV.XX.R <b>for KAVO® units</b></p>	<p>LG: Light Grey RAL 9002 GR: Grey RAL 7038</p>
 <p>Ø 9mm L:1250mm / R:1400mm</p>		<p><b>Compatible EMS®</b> 1. Type of hose: scaler 2. Light: Yes 3. Water spray regulation: Yes</p> <p>KAVO® E30S, E30T, E50S, E70S</p> <p><b>P/N</b> E5.SKV.XX.RE <b>for KAVO® units</b></p>	<p>LG: Light Grey RAL 9002 GR: Grey RAL 7038</p>



















## &gt; Compatible hoses for EMS ® scalars on Cefla ® units

 <p>Ø 7mm L:1200mm / R:1400mm</p>		<p><b>Compatible EMS ®</b> 1. Type of hose: scaler</p> <p>ANTHOS ®: A3, A5, A6, A7, A9, R7, L6, L9 STERN ®: S200, S250, S280TRc, S300, S220TR, S320TR, S380TR, S320TR CASTELLINI ®: Skema 5, Skema 6, Skema 8, Puma ELI</p> <p><b>P/N</b> E1.SCF.XX.1 <b>for CEFLA ® units</b></p>	<p>LG: Light Grey RAL 9002 GR: Grey RAL 7038</p>
 <p>Ø 9mm L:1200mm / R:1400mm</p>		<p><b>Compatible EMS ®</b> 1. Type of hose: scaler</p> <p>ANTHOS ®: A3, A5, A6, A7, A9, R7, L6, L9 STERN ®: S200, S250, S280TRc, S300, S220TR, S320TR, S380TR, S320TR CASTELLINI ®: Skema 5, Skema 6, Skema 8, Puma ELI</p> <p><b>P/N</b> E2.SCF.XX.1 <b>for CEFLA ® units</b></p>	<p>LG: Light Grey RAL 9002 GR: Grey RAL 7038</p>
 <p>Ø 7mm L:1200mm / R:1400mm</p>		<p><b>Compatible EMS ®</b> 1. Type of hose: scaler 2. Light: Yes</p> <p>ANTHOS ®: A3, A5, A6, A7, A9, R7, L6, L9 STERN ®: S200, S250, S280TRc, S300, S220TR, S320TR, S380TR, S320TR CASTELLINI ®: Skema 5, Skema 6, Skema 8, Puma ELI</p> <p><b>P/N</b> E5.SCF.XX.1 <b>for CEFLA ® units</b></p>	<p>GR: Grey RAL 7038</p>
 <p>Ø 9mm L:1200mm / R:1400mm</p>		<p><b>Compatible EMS ®</b> 1. Type of hose: scaler 2. Light: Yes</p> <p>ANTHOS ®: A3, A5, A6, A7, A9, R7, L6, L9 STERN ®: S200, S250, S280TRc, S300, S220TR, S320TR, S380TR, S320TR CASTELLINI ®: Skema 5, Skema 6, Skema 8, Puma ELI</p> <p><b>P/N</b> E6.SCF.XX.1 <b>for CEFLA ® units</b></p>	<p>GR: Grey RAL 7038</p>

## &gt; Compatible hoses for EMS ® scalars on Planmecca ® units













 <p>Ø 7mm L:1030mm</p>		<p><b>Compatible EMS ®</b> 1. Type of hose: scaler</p> <p>PLANMECCA ® 2900263-16</p> <p><b>P/N</b> E1.PLM.XX.1 <b>for PLANMECCA® units</b></p>	<p>LG: Light Grey RAL 9002 GR: Grey RAL 7038</p>
 <p>Ø 9mm L:1030mm</p>		<p><b>Compatible EMS ®</b> 1. Type of hose: scaler</p> <p>PLANMECCA ® 2900263-16</p> <p><b>P/N</b> E2.PLM.XX.1 <b>for PLANMECCA® units</b></p>	<p>LG: Light Grey RAL 9002 GR: Grey RAL 7038</p>
 <p>Ø 7mm L:1030mm</p>		<p><b>Compatible EMS ®</b> 1. Type of hose: scaler 2. Light: Yes</p> <p>PLANMECCA ® 2900263-16</p> <p><b>P/N</b> E5.PLM.XX.1 <b>for PLANMECCA® units</b></p>	<p>LG: Light Grey RAL 9002 GR: Grey RAL 7038</p>
 <p>Ø 9mm L:1030mm</p>		<p><b>Compatible EMS ®</b> 1. Type of hose: scaler 2. Light: Yes</p> <p>PLANMECCA ® 2900263-16</p> <p><b>P/N</b> E6.PLM.XX.1 <b>for PLANMECCA® units</b></p>	<p>LG: Light Grey RAL 9002 GR: Grey RAL 7038</p>

## > Compatible hoses for SATELEC® scalers - unit free end

 <p>Ø 7mm L:1600mm / R:2500mm</p>	 <p>● ● ●</p>	<p><b>Compatible SATELEC®</b> 1. Type of hose: scaler</p> <p><b>P/N</b> S1.STD.XX.1</p>	<p>LG: Light Grey RAL 9002 GR: Grey RAL 7038 BR: Brown ADEC</p>
 <p>Ø 7mm L:2000mm</p>	 <p>● ●</p>	<p><b>Compatible SATELEC®</b> 1. Type of hose: scaler</p> <p><b>P/N</b> S1.200.XX.1</p>	<p>LG: Light Grey RAL 9002 GR: Grey RAL 7038</p>
 <p>Ø 9mm L:1600mm / R:2500mm</p>	 <p>● ● ●</p>	<p><b>Compatible SATELEC®</b> 1. Type of hose: scaler</p> <p><b>P/N</b> S2.STD.XX.1</p>	<p>LG: Light Grey RAL 9002 GR: Grey RAL 7038 BR: Brown ADEC</p>
 <p>Ø 7mm L:1600mm / R:2500mm</p>	 <p>● ● ●</p>	<p><b>Compatible SATELEC®</b> 1. Type of hose: scaler 2. Light: Yes</p> <p><b>P/N</b> S5.STD.XX.1</p>	<p>LG: Light Grey RAL 9002 GR: Grey RAL 7038 BR: Brown ADEC</p>
 <p>Ø 7mm L:2000mm</p>	 <p>● ●</p>	<p><b>Compatible SATELEC®</b> 1. Type of hose: scaler 2. Light: Yes</p> <p><b>P/N</b> S5.200.XX.1</p>	<p>LG: Light Grey RAL 9002 GR: Grey RAL 7038</p>
 <p>Ø 7mm L:1600mm / R:2500mm</p>	 <p>● ●</p>	<p><b>Compatible SATELEC®</b> 1. Type of hose: scaler 2. Light: Yes 3. Water spray regulation: Yes</p> <p><b>P/N</b> S5.STD.XX.R</p>	<p>LG: Light Grey RAL 9002 GR: Grey RAL 7038</p>
 <p>Ø 7mm L:2000mm</p>	 <p>● ●</p>	<p><b>Compatible SATELEC®</b> 1. Type of hose: scaler 2. Light: Yes 3. Water spray regulation: Yes</p> <p><b>P/N</b> S5.200.XX.R</p>	<p>LG: Light Grey RAL 9002 GR: Grey RAL 7038</p>
 <p>Ø 9mm L:1600mm / R:2500mm</p>	 <p>● ● ●</p>	<p><b>Compatible SATELEC®</b> 1. Type of hose: scaler 2. Light: Yes</p> <p><b>P/N</b> S6.STD.XX.1</p>	<p>LG: Light Grey RAL 9002 GR: Grey RAL 7038 BR: Brown ADEC</p>
 <p>Ø 9mm L:1600mm / R:2500mm</p>	 <p>● ●</p>	<p><b>Compatible SATELEC®</b> 1. Type of hose: scaler 2. Light: Yes 3. Water spray regulation: Yes</p> <p><b>P/N</b> S6.STD.XX.R</p>	<p>LG: Light Grey RAL 9002 GR: Grey RAL 7038</p>

LG: Light Grey RAL 9002  
MG: Middle Grey RAL7035



## > Compatible hoses for SATELEC® scalers on Kavo® units

 Ø 7mm L:1250mm / R:1400mm		<p><b>Compatible SATELEC®</b> 1. Type of hose: scaler</p> <p>KAVO® 1057, 1058, 1060, 1062, 1063, 1065, 1066, 1078, 1080</p> <p><b>P/N</b> S1.SKV.XX.1 <b>for KAVO® units</b></p>	<p>LG: Light Grey RAL 9002 GR: Grey RAL 7038</p>
 Ø 9mm L:1250mm / R:1400mm		<p><b>Compatible SATELEC®</b> 1. Type of hose: scaler</p> <p>KAVO® 1057, 1058, 1060, 1062, 1063, 1065, 1066, 1078, 1080</p> <p><b>P/N</b> S2.SKV.XX.1 <b>for KAVO® units</b></p>	<p>LG: Light Grey RAL 9002 GR: Grey RAL 7038</p>
 Ø 7mm L:1250mm / R:1400mm		<p><b>Compatible SATELEC®</b> 1. Type of hose: scaler 2. Light: Yes</p> <p>KAVO® 1057, 1058, 1060, 1062, 1063, 1065, 1066, 1078, 1080</p> <p><b>P/N</b> S5.SKV.XX.1 <b>for KAVO® units</b></p>	<p>LG: Light Grey RAL 9002 GR: Grey RAL 7038</p>
 Ø 7mm L:1250mm / R:1400mm		<p><b>Compatible SATELEC®</b> 1. Type of hose: scaler 2. Light: Yes 3. Water spray regulation: Yes</p> <p>KAVO® 1057, 1058, 1060, 1062, 1063, 1065, 1066, 1078, 1080</p> <p><b>P/N</b> S5.SKV.XX.R <b>for KAVO® units</b></p>	<p>LG: Light Grey RAL 9002 GR: Grey RAL 7038</p>
 Ø 9mm L:1250mm / R:1400mm		<p><b>Compatible SATELEC®</b> 1. Type of hose: scaler 2. Light: Yes</p> <p>KAVO® 1057, 1058, 1060, 1062, 1063, 1065, 1066, 1078, 1080</p> <p><b>P/N</b> S6.SKV.XX.1 <b>for KAVO® units</b></p>	<p>LG: Light Grey RAL 9002 GR: Grey RAL 7038</p>
 Ø 9mm L:1250mm / R:1400mm		<p><b>Compatible SATELEC®</b> 1. Type of hose: scaler 2. Light: Yes 3. Water spray regulation: Yes</p> <p>KAVO® 1057, 1058, 1060, 1062, 1063, 1065, 1066, 1078, 1080</p> <p><b>P/N</b> S6.SKV.XX.R <b>for KAVO® units</b></p>	<p>LG: Light Grey RAL 9002 GR: Grey RAL 7038</p>

## > Compatible hoses for SATELEC® scalers on Cefla® units

 Ø 7mm L:1200mm / R:1400mm		<p><b>Compatible SATELEC®</b> 1. Type of hose: scaler</p> <p>ANTHOS®: A3, A5, A6, A7, A9, R7, L6, L9 STERN®: S200, S250, S280TRc, S300, S220TR, S320TR, S380TR, S320TR CASTELLINI®: Skema 5, Skema 6, Skema 8, Puma ELI</p> <p><b>P/N</b> S1.SCF.XX.1 <b>for CEFLA® units</b></p>	<p>GR: Grey RAL 7038</p>
 Ø 9mm L: 1200mm / R: 1400mm		<p><b>Compatible SATELEC®</b> 1. Type of hose: scaler</p> <p>ANTHOS®: A3, A5, A6, A7, A9, R7, L6, L9 STERN®: S200, S250, S280TRc, S300, S220TR, S320TR, S380TR, S320TR CASTELLINI®: Skema 5, Skema 6, Skema 8, Puma ELI</p> <p><b>P/N</b> S2.SCF.XX.1 <b>for CEFLA® units</b></p>	<p>GR: Grey RAL 7038</p>

## Models













 <p>Ø 7mm L:1200mm / R:1400mm</p>		<p><b>Compatible SATELEC®</b> 1. Type of hose: scaler</p> <p>ANTHOS®: A3, A5, A6, A7, A9, R7, L6, L9 STERN®: S200, S250, S280TRc, S300, S220TR, S320TR, S380TR, S320TR CASTELLINI®: Skema 5, Skema 6, Skema 8, Puma ELI</p> <p><b>P/N</b> S5.SCF.XX.1 <b>for CEFLA® units</b></p>	GR: Grey RAL 7038
 <p>Ø 9mm L:1200mm / R:1400mm</p>		<p><b>Compatible SATELEC®</b> 1. Type of hose: scaler</p> <p>ANTHOS®: A3, A5, A6, A7, A9, R7, L6, L9 STERN®: S200, S250, S280TRc, S300, S220TR, S320TR, S380TR, S320TR CASTELLINI®: Skema 5, Skema 6, Skema 8, Puma ELI</p> <p><b>P/N</b> S6.SCF.XX.1 <b>for CEFLA® units</b></p>	GR: Grey RAL 7038

## &gt; Compatible hoses for SATELEC® scalers on Planmecca® units





 <p>Ø 9mm L: 1030mm</p>		<p><b>Compatible SATELEC®</b> 1. Type of hose: scaler</p> <p>PLANMECCA® RESISTANCE 1200Ω</p> <p><b>P/N</b> S1.PLM.XX.1 <b>for PLANMECCA® units</b></p>	LG: Light Grey RAL 9002 GR: Grey RAL 7038
 <p>Ø 9mm L:1020mm</p>		<p><b>Compatible SATELEC®</b> 1. Type of hose: scaler</p> <p>PLANMECCA® RESISTANCE 1200Ω</p> <p><b>P/N</b> S2.PLM.XX.1 <b>for PLANMECCA® units</b></p>	LG: Light Grey RAL 9002 GR: Grey RAL 7038
 <p>Ø 7mm L:1020mm</p>		<p><b>Compatible SATELEC®</b> 1. Type of hose: scaler 2. Light: Yes</p> <p>PLANMECCA® RESISTANCE 1200Ω</p> <p><b>P/N</b> S5.PLM.XX.1 <b>for PLANMECCA® units</b></p>	LG: Light Grey RAL 9002 GR: Grey RAL 7038
 <p>Ø 9mm L:1020mm</p>		<p><b>Compatible SATELEC®</b> 1. Type of hose: scaler 2. Light: Yes</p> <p>PLANMECCA® RESISTANCE 1200Ω</p> <p><b>P/N</b> S6.PLM.XX.1 <b>for PLANMECCA® units</b></p>	LG: Light Grey RAL 9002 GR: Grey RAL 7038

LG: Light Grey RAL 9002  
 MG: Middle Grey RAL7035










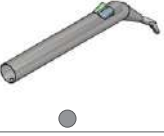

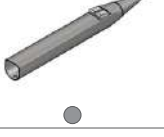

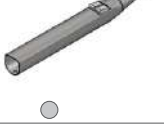


## > Compatible hoses for MECTRON ® and BIEN AIR ® scalers - unit free end

 <p>Ø 7mm L:1600mm / R:2500mm</p>		<p><b>Compatible MECTRON ®</b>          1. Type of hose: scaler</p> <p><b>P/N</b> M1.STD.XX.1</p>	<p>LG: Light Grey RAL 9002          GR: Grey RAL 7038</p>
 <p>Ø 9mm L:1600mm / R:2500mm</p>		<p><b>Compatible MECTRON ®</b>          1. Type of hose: scaler</p> <p><b>P/N</b> M2.STD.XX.1</p>	<p>LG: Light Grey RAL 9002          GR: Grey RAL 7038          BR: Brown ADEC</p>
 <p>Ø 7mm L:1600mm / R:2500mm</p>		<p><b>Compatible MECTRON ® Starlight S LED</b>          1. Type of hose: scaler          2. Light: Yes</p> <p><b>P/N</b> M5.STD.XX.1</p>	<p>LG: Light Grey RAL 9002          GR: Grey RAL 7038          BR: Brown ADEC</p>
 <p>Ø 9mm L:1600mm / R:2500mm</p>		<p><b>Compatible MECTRON ® Starlight S LED</b>          1. Type of hose: scaler          2. Light: Yes</p> <p><b>P/N</b> M6.STD.XX.1</p>	<p>LG: Light Grey RAL 9002          GR: Grey RAL 7038          BR: Brown ADEC</p>
 <p>Ø 7mm L:1600mm / R:2500mm</p>		<p><b>Compatible BIEN AIR ® Power Care</b>          1. Type of hose: scaler</p> <p><b>P/N</b> M3.STD.XX.1</p>	<p>LG: Light Grey RAL 9002          GR: Grey RAL 7038          BR: Brown ADEC</p>
 <p>Ø 9mm L:1600mm / R:2500mm</p>		<p><b>Compatible BIEN AIR ® Power Care</b>          1. Type of hose: scaler</p> <p><b>P/N</b> M4.STD.XX.1</p>	<p>LG: Light Grey RAL 9002          GR: Grey RAL 7038          BR: Brown ADEC</p>












## > Compatible hoses for MECTRON ® scalers on Planmecca ® units

 <p>Ø 7mm L:980mm</p>		<p><b>Compatible MECTRON ® Starlight S LED</b>          1. Type of hose: scaler</p> <p>PLANMECCA ® RESISTANCE 10007619-5</p> <p><b>P/N</b> M5.PLM.XX.1 <b>for PLANMECCA ® units</b></p>	<p>LG: Light Grey RAL 9002          GR: Grey RAL 7038</p>
 <p>Ø 9mm L:980mm</p>		<p><b>Compatible MECTRON ® Starlight S LED</b>          1. Type of hose: scaler</p> <p>PLANMECCA ® RESISTANCE 10007619-5</p> <p><b>P/N</b> M6.PLM.XX.1 <b>for PLANMECCA ® units</b></p>	<p>LG: Light Grey RAL 9002          GR: Grey RAL 7038</p>



## > Compatible hoses for syringes with Luzzani ® handles

 <p>Ø10mm L:1600mm</p>		<p><b>Hose for syringe 3F with air and water tubing</b></p> <ol style="list-style-type: none"> <li>1. Type of hose: 3F syringe</li> <li>2. Handpiece: No</li> </ol> <p><b>P/N</b> SYR.XX.1</p>	<p>LG: Light Grey RAL 9002 MG: Middle Grey RAL7035 GR: Grey RAL 7038 BR: Brown ADEC BL: Black</p>
 <p>Ø10mm L:1600mm</p>		<p><b>Straight Inox Syringe Luzzani ® Minilight 6F</b></p> <ol style="list-style-type: none"> <li>1. Type of hose: 6F syringe</li> <li>2. Handpiece: Yes</li> <li>3. Hose: Yes</li> </ol> <p><b>P/N</b> L3.STD.SS.2</p>	<p>LG: Light Grey RAL 9002</p>
 <p>Ø10mm L:1600mm</p>		<p><b>Angled Inox Syringe Luzzani ® Minimate 6F</b></p> <ol style="list-style-type: none"> <li>1. Type of hose: 6F syringe</li> <li>2. Handpiece: Yes</li> <li>3. Hose: Yes</li> </ol> <p><b>P/N</b> L3.STD.AS.2</p>	<p>MG: Middle Grey RAL7035</p>
 <p>Ø10mm L:1600mm</p>		<p><b>Straight Inox Syringe Luzzani ® Minimate 3F</b></p> <ol style="list-style-type: none"> <li>1. Type of hose: 3F syringe</li> <li>2. Handpiece: Yes</li> <li>3. Hose: Yes</li> </ol> <p><b>P/N</b> L1.STD.SS.1</p>	<p>MG: Middle Grey RAL7035</p>
 <p>Ø10mm L:1600mm</p>		<p><b>Angled Inox Syringe Luzzani ® Minimate 3F</b></p> <ol style="list-style-type: none"> <li>1. Type of hose: 3F syringe</li> <li>2. Handpiece: Yes</li> <li>3. Hose: Yes</li> </ol> <p><b>P/N</b> L1.STD.AS.1</p>	<p>MG: Middle Grey RAL7035</p>
 <p>Ø10mm L:1600mm</p>		<p><b>Straight Inox Syringe Luzzani ® Minilight 3F</b></p> <ol style="list-style-type: none"> <li>1. Type of hose: 3F syringe</li> <li>2. Handpiece: Yes</li> <li>3. Hose: Yes</li> </ol> <p><b>P/N</b> L2.STD.SS.1</p>	<p>MG: Middle Grey RAL7035</p>
 <p>Ø10mm L: 1600mm</p>		<p><b>Straight Inox Syringe Luzzani ® Minilight 3F</b></p> <ol style="list-style-type: none"> <li>1. Type of hose: 3F syringe</li> <li>2. Handpiece: Yes</li> </ol> <p><b>P/N</b> L2.STD.SS.2</p>	<p>LG: Light Grey RAL 9002</p>
 <p>Ø10mm L:1600mm</p>		<p><b>Angled Inox Syringe Luzzani ® Minilight 3F</b></p> <ol style="list-style-type: none"> <li>1. Type of hose: 3F syringe</li> <li>2. Handpiece: Yes</li> <li>3. Hose: Yes</li> </ol> <p><b>P/N</b> L2.STD.AS.1</p>	<p>MG: Middle Grey RAL7035</p>

## > Compatible hoses for syringes with Luzzani ® handles on Kavo ® units

 <p>Ø 10mm L:1250mm / R:1400mm</p>		<p><b>Hose for 3F air/water syringe</b></p> <p>1. Type of hose: 3F syringe 2. Handpiece: No 3. Hose: Yes</p> <p>KAVO ® units 1057,1058,1060,1062, 1063,1065,1080, E30S, E30T</p> <p><b>P/N</b> SY.SK.V.XX.2 <b>for KAVO ® units</b></p>	<p>LG: Light Grey RAL 9002 MG: Middle Grey RAL7035</p>
 <p>Ø 10mm L:1250mm / R:1400mm</p>		<p><b>Straight Inox Syringe Luzzani ® Minimate 3F</b></p> <p>1. Type of hose: 3F syringe 2. Handpiece: Yes 3. Hose: Yes</p> <p>KAVO ® units 1057,1058,1060,1062,1063, 1066, 1078, 1080, E30S, E30T</p> <p><b>P/N</b> L1.SK.V.SS.1 <b>for KAVO ® units</b></p>	<p>MG: Middle Grey RAL7035</p>
 <p>Ø 10mm L:1250mm / R:1400mm</p>		<p><b>Angled Inox Syringe Luzzani ® Minimate 3F</b></p> <p>1. Type of hose: 3F syringe 2. Handpiece: Yes 3. Hose: Yes</p> <p>KAVO ® units 1057,1058,1060,1062,1063, 1066, 1078, 1080, E30S, E30T</p> <p><b>P/N</b> L1.SK.V.AS.1 <b>for KAVO ® units</b></p>	<p>MG: Middle Grey RAL7035</p>
 <p>Ø 10mm L:1250mm / R:1400mm</p>		<p><b>Straight Inox Syringe Luzzani ® Minilight 3F</b></p> <p>1. Type of hose: 3F syringe 2. Handpiece: Yes 3. Hose: Yes</p> <p>KAVO ® UNITS 1057,1058,1060,1062,1063, 1065,1066, 1078, 1080, E30S, E30T</p> <p><b>P/N</b> L2.SK.V.SS.1 <b>for KAVO ® units</b></p>	<p>MG: Middle Grey RAL7035</p>
 <p>Ø 10mm L:1250mm / R:1400mm</p>		<p><b>Straight Inox Syringe Luzzani ® Minilight 3F</b></p> <p>1. Type of hose: 3F syringe 2. Handpiece: Yes 3. Hose: Yes</p> <p>KAVO ® UNITS 1057,1058,1060,1062,1063, 1065,1066, 1078, 1080, E30S, E30T</p> <p><b>P/N</b> L2.SK.V.SS.2 <b>for KAVO ® units</b></p>	<p>LG: Light Grey RAL 9002</p>
 <p>Ø 10mm L:1250mm / R:1400mm</p>		<p><b>Angled Inox Syringe Luzzani ® Minilight 3F</b></p> <p>1. Type of hose: 3F syringe 2. Handpiece: Yes 3. Hose: Yes</p> <p>KAVO ® UNITS 1057,1058,1060,1062,1063, 1065,1066, 1078, 1080, E30S, E30T</p> <p><b>P/N</b> L2.SK.V.AS.1 <b>for KAVO ® units</b></p>	<p>MG: Middle Grey RAL7035</p>
 <p>Ø 10mm L:1250mm / R:1400mm</p>		<p><b>Straight Inox Syringe Luzzani ® Minilight 3F</b></p> <p>1. Type of hose: 3F syringe 2. Handpiece: Yes 3. Hose: Yes</p> <p>Suitable for KAVO ® UNITS E50S</p> <p><b>P/N</b> L2.SK.V.SS.E <b>for KAVO ® units</b></p>	<p>MG: Middle Grey RAL7035</p>
			<p>LG: Light Grey RAL 9002 MG: Middle Grey RAL7035</p>

## > Compatible hoses for syringes with Luzzani ® handles on Cefla ® units













 <p>Ø 10mm L:1200mm / R:1400mm</p>		<p><b>Straight Inox Syringe Luzzani ® Minimate 3F</b></p> <p>1. Type of hose: 3F syringe 2. Handpiece: Yes 3. Hose: Yes</p> <p>ANTHOS ®: A3, A5, A6, A7, A9, R7, L6, L9 STERN ®: S200, S250, S280TRc, S300, S220TR, S320TR, S380TR, S320TR CASTELLINI ®: Skema 5, Skema 6, Skema 8, Puma ELI</p> <p><b>P/N</b> L1.SCF.SS.1 <b>for CEFLA® units</b></p>	<p>MG: Middle Grey RAL7035</p>
---	---	--	--------------------------------












## Models

 Ø 10mm L:1200mm / R:1400mm		<b>Angled Inox Syringe Luzzani ® Minimate 3F</b> 1. Type of hose: 3F syringe 2. Handpiece: Yes 3. Hose: Yes ANTHOS ®: A3, A5, A6, A7, A9, R7, L6, L9 STERN ®: S200, S250, S280TRc, S300, S220TR, S320TR, S380TR, S320TR CASTELLINI ®: Skema 5, Skema 6, Skema 8, Puma ELI <b>P/N</b> L1.SCF.AS.1 <b>for CEFLA® units</b>	MG: Middle Grey RAL7035
 Ø 10mm L:1200mm / R:1400mm		<b>Straight Inox Syringe Luzzani ® Minilight 3F</b> 1. Type of hose: 3F syringe 2. Handpiece: Yes 3. Hose: Yes ANTHOS ®: A3, A5, A6, A7, A9, R7, L6, L9 STERN ®: S200, S250, S280TRc, S300, S220TR, S320TR, S380TR, S320TR CASTELLINI ®: Skema 5, Skema 6, Skema 8, Puma ELI <b>P/N</b> L2.SCF.SS.1 <b>for CEFLA® units</b>	MG: Middle Grey RAL7035
 Ø10mm L:1200mm / R:1400mm		<b>Angled Inox Syringe Luzzani ® Minilight 3F</b> 1. Type of hose: 3F syringe 2. Handpiece: Yes 3. Hose: Yes ANTHOS ®: A3, A5, A6, A7, A9, R7, L6, L9 STERN ®: S200, S250, S280TRc, S300, S220TR, S320TR, S380TR, S320TR CASTELLINI ®: Skema 5, Skema 6, Skema 8, Puma ELI <b>P/N</b> L2.SCF.AS.1 <b>for CEFLA® units</b>	MG: Middle Grey RAL7035









## &gt; Compatible hoses for syringes with Luzzani ® handles on Planmecca ® units

 Ø10mm L:1100mm		<b>Straight Inox Syringe Luzzani ® Minimate 3F</b> 1. Type of hose: 3F syringe 2. Handpiece: Yes 3. Hose: Yes PLANMECA ® RESISTANCE 1780Ω <b>P/N</b> L1.PLM.SS.1 <b>for PLANMECA® units</b>	MG: Middle Grey RAL7035
 Ø10mm L:1100mm		<b>Angled Inox Syringe Luzzani ® Minimate 3F</b> 1. Type of hose: 3F syringe 2. Handpiece: Yes 3. Hose: Yes PLANMECA ® RESISTANCE 1780Ω <b>P/N</b> L1.PLM.AS.1 <b>for PLANMECA® units</b>	MG: Middle Grey RAL7035
 Ø10mm L:1100mm		<b>Straight Inox Syringe Luzzani ® Minilight 3F</b> 1. Type of hose: 3F syringe 2. Handpiece: Yes 3. Hose: Yes PLANMECA ® RESISTANCE 1780Ω <b>P/N</b> L2.PLM.SS.1 <b>for PLANMECA® units</b>	MG: Middle Grey RAL7035
 Ø10mm L:1100mm		<b>Straight Inox Syringe Luzzani ® Minilight 3F</b> 1. Type of hose: 3F syringe 2. Handpiece: Yes 3. Hose: Yes PLANMECA ® RESISTANCE 1780Ω <b>P/N</b> L2.PLM.SS.2 <b>for PLANMECA® units</b>	LG: Light Grey RAL 9002
 Ø10mm L:1100mm		<b>Angled Inox Syringe Luzzani ® Minilight 3F</b> 1. Type of hose: 3F syringe 2. Handpiece: Yes 3. Hose: Yes PLANMECA ® RESISTANCE 1780Ω <b>P/N</b> L2.PLM.AS.1 <b>for PLANMECA® units</b>	MG: Middle Grey RAL7035
 Ø10mm L:1250mm / R:1400mm		<b>Straight Inox Syringe Luzzani ® Minilight 6F</b> 1. Type of hose: 6F syringe 2. Handpiece: Yes 3. Hose: Yes PLANMECA ® 2600287-20 <b>P/N</b> L3.PLM.SS.2 <b>for PLANMECA® units</b> Original 2600287-20	LG: Light Grey RAL 9002




## > Luzzani ® syringes & accessories

	<p><b>Tip for Luzzani ® 3F minimate &amp; minilight syringe</b></p> <p><b>P/N</b> LU01 Original RL348G</p>	<p>Sold: 1 piece</p>
	<p><b>Nut for Tips for Luzzani ® 3F minimate syringe</b></p> <p><b>P/N</b> LU02 Original RT223</p>	<p>Sold: 1 piece</p>
	<p><b>Nut for Tips for Luzzani ® 3F minilight syringe</b></p> <p><b>P/N</b> LU03 Original RT441</p>	<p>Sold: 1 piece</p>
	<p><b>Complete straight inox cover for Luzzani ® minilight syringe</b></p> <p><b>P/N</b> LU04 Original RT443C</p>	<p>Sold: 1 piece</p>
	<p><b>Complete angled inox cover for Luzzani ® minilight syringe</b></p> <p><b>P/N</b> LU08 Original RT451C</p>	<p>Sold: 1 piece</p>
	<p><b>Complete straight inox cover for Luzzani ® minimate syringe</b></p> <p><b>P/N</b> LU05 Original RT243C</p>	<p>Sold: 1 piece</p>
	<p><b>Complete angled inox cover for Luzzani ® minimate syringe</b></p> <p><b>P/N</b> LU09 Original RT251C</p>	<p>Sold: 1 piece</p>
	<p><b>Complete taper for Luzzani ® minilight syringe</b></p> <p><b>P/N</b> LU06 Original RL404C3</p>	<p>Sold: 1 piece</p>
	<p><b>Complete taper for Luzzani ® minimate syringe</b></p> <p><b>P/N</b> LU07 Original RT202C</p>	<p>Sold: 1 piece</p>








## > Silicone sheath and tubings for hose repair

	<p><b>Chip air and water spray tubing</b></p> <p>P/N TP.D25.XX.1</p>	<p>GR: Green BL: Blue</p> <p>Internal Ø 1,3mm <b>Length: 30m</b></p>
	<p><b>Drive air tubing</b></p> <p>P/N TP.D40.CL.1</p>	<p>CL: Transparent</p> <p>Internal Ø 2,5mm <b>Length: 30m</b></p>
	<p><b>Exhaust air tubing</b></p> <p>P/N TP.D45.RD.1</p>	<p>RD: Red</p> <p>Internal Ø 3,2mm <b>Length: 30m</b></p>
	<p><b>White silicone sheath</b> Ø 11 mm (I.D. 8,5mm) Ref. GU.D11.WH.1</p> <p>P/N look at diameter</p>	<p>WH: White</p> <p><b>Length: 25m</b></p>
	<p><b>Light grey silicone sheath</b> Ø 7 mm (I.D. 5mm) Ref. GU.D07.LG.1 Ø 9 mm (I.D. 7mm) Ref. GU.D09.LG.1 Ø 10 mm (I.D. 7,5mm) Ref. GU.D10.LG.1 Ø 11 mm (I.D. 8,5mm) Ref. GU.D11.LG.1</p> <p>P/N look at diameter</p>	<p>LG: Light Grey RAL 9002</p> <p><b>Length: 25m</b></p>
	<p><b>Middle grey silicone sheath</b> Ø 10 mm (I.D. 7,5mm) Ref. GU.D10.MG.1 Ø 11 mm (I.D. 8,5mm) Ref. GU.D11.MG.1</p> <p>P/N look at diameter</p>	<p>MG: Middle Grey RAL 7035</p> <p><b>Length: 25m</b></p>
	<p><b>Grey silicone sheath</b> Ø 7 mm (I.D. 5mm) Ref. GU.D07.GR.1 Ø 9 mm (I.D. 7mm) Ref. GU.D09.GR.1 Ø 10 mm (I.D. 7,5mm) Ref. GU.D10.GR.1 Ø 11 mm (I.D. 8,5mm) Ref. GU.D11.GR.1</p> <p>P/N look at diameter</p>	<p>GR: Grey RAL 7038</p> <p><b>Length: 25m</b></p>
	<p><b>Brown silicone sheath</b> Ø 7 mm (I.D. 5mm) Ref. GU.D07.BR.1 Ø 9 mm (I.D. 7mm) Ref. GU.D09.BR.1 Ø 10 mm (I.D. 7,5mm) Ref. GU.D10.BR.1 Ø 11 mm (I.D. 8,5mm) Ref. GU.D11.BR.1</p> <p>P/N look at diameter</p>	<p>BR: Brown ADEC</p> <p><b>Length: 25m</b></p>

## &gt; Adapter &amp; o-rings

	<b>Adapter for BIEN AIR ® MC3 micromotor » turbine &amp; NSK ® M40 micromotor - for multipurpose hoses ref. 8P</b>		
<b>P/N</b> CM021.F1.0		<b>Adapter for BIEN AIR ® MC2 micromotor » dual use BIEN AIR ® MC2 IR - for multipurpose hoses ref. B2</b>	
<b>P/N</b> CM076.F1.0		<b>Adapter for BIEN AIR ® MC2 micromotor » dual use BIEN AIR ® MC2 ISOLITE 300 - for multipurpose hoses ref. B3</b>	
<b>P/N</b> CM077.F1.0	<b>Spare o-rings for KAVO ® hose K190, K196, K200 micromotors</b>	Sold: Set of 3 pieces	
<b>P/N</b> ORK1	<b>Spare o-rings for KAVO ® hose KL700 series micromotors</b>	Sold: Set of 3 pieces	
<b>P/N</b> ORK9			

## &gt; Aspiration tubes and handles

	<p><b>Light grey Etyl-vinyl-acetate, extra-flexible suction hose inside and outside corrugated</b></p> <p>Ref. AEX.LG.11 ID Ø 11 mm - per 1m          Ref. AEX.LG.17 ID Ø 17 mm - per 1m          Ref. AEX.LG.11R ID Ø 11 mm - roll 25m          Ref. AEX.LG.17R ID Ø 17 mm - roll 25m</p> <p><b>P/N</b> look at diameter</p>	<p>Reference diameters:          1. CATTANI® 11/17mm</p> <p><b>Length: 1m, 25m</b></p>
	<p><b>Light grey Double-walled, flexible soft PVC suction hose reinforced with rigid PVC helix - inside and outside smooth</b></p> <p>Ref. APV.LG.08 - ID Ø 8 mm          Ref. APV.LG.10 - ID Ø 10 mm          Ref. APV.LG.11 - ID Ø 11 mm          Ref. APV.LG.15 - ID Ø 15 mm</p> <p>Ref. APV.LG.16 - ID Ø 16 mm          Ref. APV.LG.165 - ID Ø 16,5 mm          Ref. APV.LG.17 - ID Ø 17 mm          Ref. APV.LG.20 - ID Ø 20 mm          Ref. APV.LG.22 - ID Ø 22 mm</p> <p><b>P/N</b> look at diameter</p>	<p>Reference diameters:          1. SIRONA® 8/15mm          2. KAVO® 8/20mm          3. CATTANI® 11/17mm          4. DURR® 16,5/22mm          5. PLANMECA® 16,5mm          6. A-DEC® 10mm          7. BELMONT® 16mm          8. ULTRADENT® 11mm</p> <p><b>Length: 1,7m</b></p>
	<p><b>Light grey Double-walled, flexible soft PVC suction hose reinforced with rigid PVC helix - inside and outside smooth</b></p> <p>Ref. APV.LG.08R - ID Ø 8 mm          Ref. APV.LG.10R - ID Ø 10 mm          Ref. APV.LG.11R - ID Ø 11 mm          Ref. APV.LG.15R - ID Ø 15 mm</p> <p>Ref. APV.LG.16R - ID Ø 16 mm          Ref. APV.LG.16R - ID Ø 16,5 mm          Ref. APV.LG.17R - ID Ø 17 mm          Ref. APV.LG.20R - ID Ø 20 mm          Ref. APV.LG.22R - ID Ø 22 mm</p> <p><b>P/N</b> look at diameter</p>	<p>Reference diameters:          1. SIRONA® 8/15mm          2. KAVO® 8/20mm          3. CATTANI® 11/17mm          4. DURR® 16,5/22mm          5. PLANMECA® 16,5mm          6. A-DEC® 10mm          7. BELMONT® 16mm          8. ULTRADENT® 11mm</p> <p><b>Length: 10m</b></p>
	<p><b>Light grey tube for aspiration with extra-flexible corrugated EVA hose for CATTANI®</b></p> <p>Ref. XCT.LG.11 ID Ø 11 mm          Ref. XCT.LG.17 ID Ø 17 mm</p> <p><b>P/N</b> look at diameter</p>	<p><b>Length: 1,7m</b></p>
	<p><b>Light grey tube for aspiration with double-walled, flexible soft PVC hose for CATTANI®</b></p> <p>Ref. PCT.LG.11 ID Ø 11 mm          Ref. PCT.LG.17 ID Ø 17 mm</p> <p><b>P/N</b> look at diameter</p>	<p><b>Length: 1,7m</b></p>
	<p><b>Suction handle Ø 16 mm</b></p> <p>Compatible with APV.LG.17</p> <p><b>P/N</b> TER.GR.16</p>	<p>Sold: Set of 3 pieces</p>
	<p><b>Suction handle Ø 11 mm</b></p> <p>Compatible with APV.LG.11</p> <p><b>P/N</b> TER.GR.11</p>	<p>Sold: Set of 3 pieces</p>



MINI  
mate

LIEZANI DENTAL

USAFC 111

CE 1370

282012289














Spiro Dental

TRADEMARKS

SPIRO d.o.o. offers compatible parts. All brands and models that are mentioned in our catalog and on our website are registered trademarks. We do not suggest that we are offering original products or that any of the referenced companies endorse our products. This statement applies to the following brands and their models: Kavo®, Bien Air®, NSK®, Faro®, Chirana Medical®, EMS®, Satelec®, Mectron®, W&H®, Siemens®, Sirona®, Castellini®, Star®, MK-DENT®, B.A. International®, Fona®, Planmeca®, Morita®, Saeshin®, Marathon®, Sci-Can®, Anthos®, Stern Weber®, Cefla®, Cattani®, Lares®, Osada®, Beyes®, TKD®, Durr®, Densim®.



Spiro Dental

## Contact Us

SPIRO d.o.o.  
Velika pot 24  
SI-5250 Solkan  
Slovenia (EU)

Newsletter:



General information:  
[info@spiroteh.com](mailto:info@spiroteh.com)

Orders and inquires:  
[sales@spiroteh.com](mailto:sales@spiroteh.com)

Technical support:  
[service@spiroteh.com](mailto:service@spiroteh.com)

Telephone 1:  
+386 40 718 184

Telephone 2:  
+386 31 379 825

[www.spiroteh.com](http://www.spiroteh.com)